



Student Family Portal Tour

Some of the features are only functional when a teacher uses MyEd BC as a tool for their course.
Note that teachers may be using alternative methods to communicate student learning.

1. **Log Off** button
2. Click to **Set Preferences**: e.g.
 - Default Locale
 - Primary email
 - Security question
 - Password
3. Click on the **Pages** top tab
4. **Course specific Pages**
5. **Announcements** from the Service Provider
6. **Published Reports** (e.g. Report Cards)
7. **To Do** agenda for course assignments should a teacher choose to make assignments visible in the Portal
8. **Group Resources** made available by the Service Provider

The screenshot shows the MyEducation BC dashboard for Vancouver 2022-2023. At the top right, there is a 'Log Off' button (1). Below the navigation tabs (Pages, My Info, Academics, Calendar, Locker), there is a 'Set Preferences' button (2). The 'Pages' tab is selected (3), showing a 'Home' button (4) and a 'Page Directory' button (5). A 'Welcome to MyEducation BC' banner (6) is displayed. Below the banner, there is a 'To Do' section (7) with a 'Week View' button. The 'To Do' section lists assignments for 'Overdue Online Assignments', 'Today: Thursday, March 2', and 'Tomorrow: Friday, March 3'. A 'Group Resources' section (8) is located at the bottom left, listing various resources like 'BC COVID-19 Daily Health Check' and 'BC's New Curriculum'.

9. Click on the **My Info** top tab
10. Click on the **My Details** side tab to see demographic, address, and photo information on record

The screenshot shows the 'My Record' page. At the top, the 'My Info' tab is selected (9). Below the navigation tabs, there is a 'My Record' section (10) with a 'My Details' side tab. The 'My Details' section has buttons for 'Options', 'Reports', and 'Help'. Below these buttons, there is a 'Cancel' button. The 'My Details' section is divided into 'Demographics', 'Addresses', and 'Photo' tabs. The 'Demographics' tab is active, showing fields for 'Usual first name', 'Usual middle name', 'Usual last name', 'Suffix', 'Pupil #', 'Personal Education Number', 'Homeroom', and 'Locker'. On the right side, there are fields for 'School > Name', 'Next School > Name', 'Year of graduation', 'Grade level', 'Parking Space', and 'License Plate #'.

11. Click **Academics** top tab > click into a specific course, then click the Attendance side tab to see attendance of that particular course.

The screenshot shows the 'Academics' top tab selected in the navigation bar. On the left sidebar, the 'Attendance' side tab is highlighted with a red box and a red circle containing the number '11'. The main content area displays a table of attendance records for a specific course.

Date	Code
<input type="checkbox"/> 1/30/2023	L
<input type="checkbox"/> 1/18/2023	A
<input type="checkbox"/> 10/24/2022	A-E
<input type="checkbox"/> 10/6/2022	A
<input type="checkbox"/> 9/27/2022	A-E

12. Click on the **Current Schedule** side tab to see the current student schedule

The screenshot shows the 'Current Schedule' page for a student named 'Vancouver'. The 'Academics' top tab is selected. On the left sidebar, the 'Current Schedule' side tab is highlighted with a red box and a red circle containing the number '12'. The main content area displays a grid of the student's current schedule.

	D1 - Day 1	D2 - Day 2	D3 -	D4 -
1-Period 1				
2-Period 2				
3-Period 3				
4-Period 4				
5-OFF TT AM				
6-OFF TT LUNCH				
7-OFF TT PM				
8-OFF TT GENERAL				
9-OFF TT SPARE				
10-OFF TT SPARE 2				

13. Click on the **Contacts** side tab to see the contact information on record

Vancouver

Pages My Info Academics Calendar Locker

Contacts

My Details Options Reports Help Search on Priority 0 of 3 selected

Current Schedule

Contacts **13** Details

Attendance

Requests

Priority	Name	Address	Relationship
<input type="checkbox"/>			
<input type="checkbox"/>			
<input type="checkbox"/>			
<input type="checkbox"/>			

14. Click on the **Attendance** side tab to see daily attendance information (updated nightly)

Vancouver Log Off

Pages My Info Academics Calendar Locker

Daily Attendance

My Details Options Reports Help Search on Date 0 of 1 selected Current Year

Current Schedule

Contacts

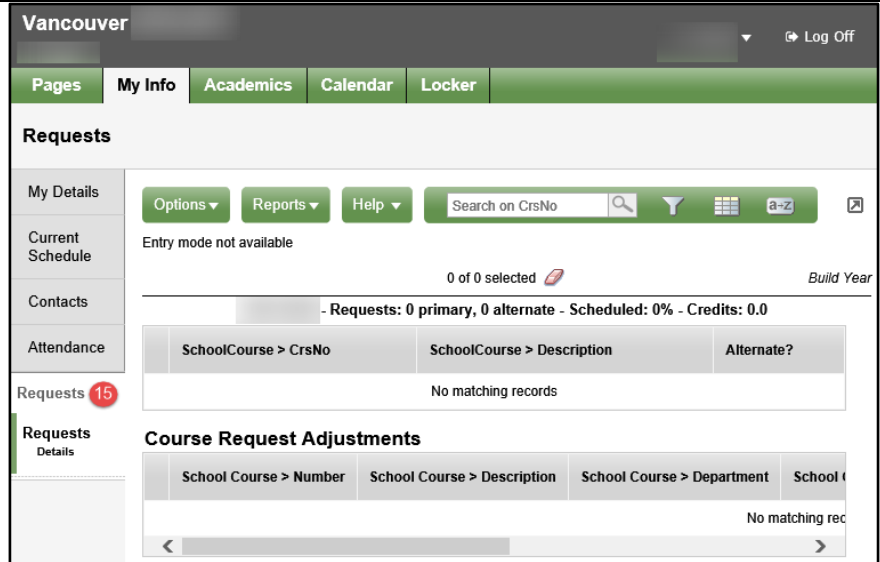
Attendance **14** Details

Requests

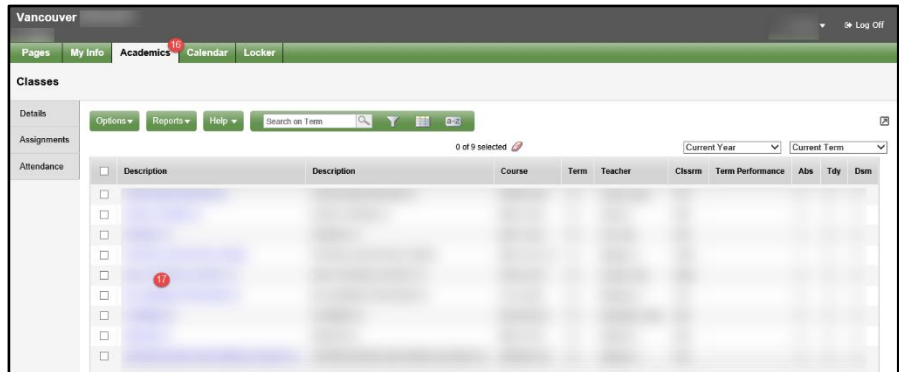
Absences: (unexcused)

Date	Code	Reason
<input type="checkbox"/>		

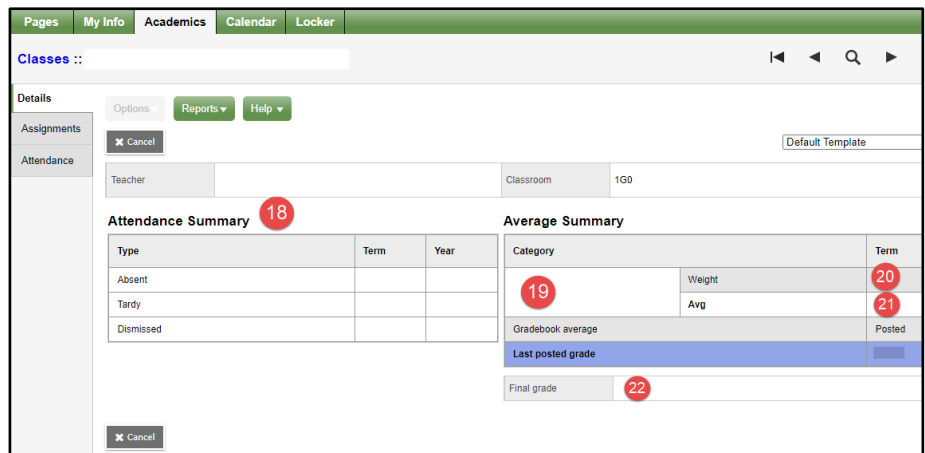
15. Click on the **Requests** side tab to see the course requests for next year



16. Click on the **Academics** top tab to see a summary of courses currently being taken
 17. Click on a **Description** hyperlink to see details of a course



18. **Class attendance summary**
 19. **Category names** should the teacher use the MyEd Gradebook to maintain assessment records
 20. **Percentage weight** of the categories should a teacher use category weighting for end term mark calculations
 21. **Average of a category** if a teacher has made the assignments visible to the Portal
 22. **Posted end term grade**



- 23. Click on the **Assignments** side tab
- 24. **Assignment details** should a teacher choose to make the assignments visible on the Portal

Vancouver [dropdown] Log Off

Pages My Info Academics Calendar Locker

Classes :: [input] [navigation icons]

Details [Options] [Reports] [Help] [Search on DateDue] [filters] [a-z] [print]

Assignments **23** Details

Attendance

Category: All [dropdown]
Grade Term: Tri 3 [dropdown]

0 of 0 selected [trash icon] All Records

AssignmentName	DateAsgn	DateDue	Score	Assignment feedback
No matching records				

24

- 25. Click on the **Attendance** side tab
- 26. **Class attendance details**

Vancouver [dropdown] Log Off

Pages My Info Academics Calendar Locker

Classes :: [input] [navigation icons]

Details [Options] [Reports] [Help] [Search on Date] [filters] [a-z] [print]

Assignments

Attendance **25** Details

Date Code Reason

0 of 0 selected [trash icon] All Records

Date	Code	Reason
No matching records		

26

