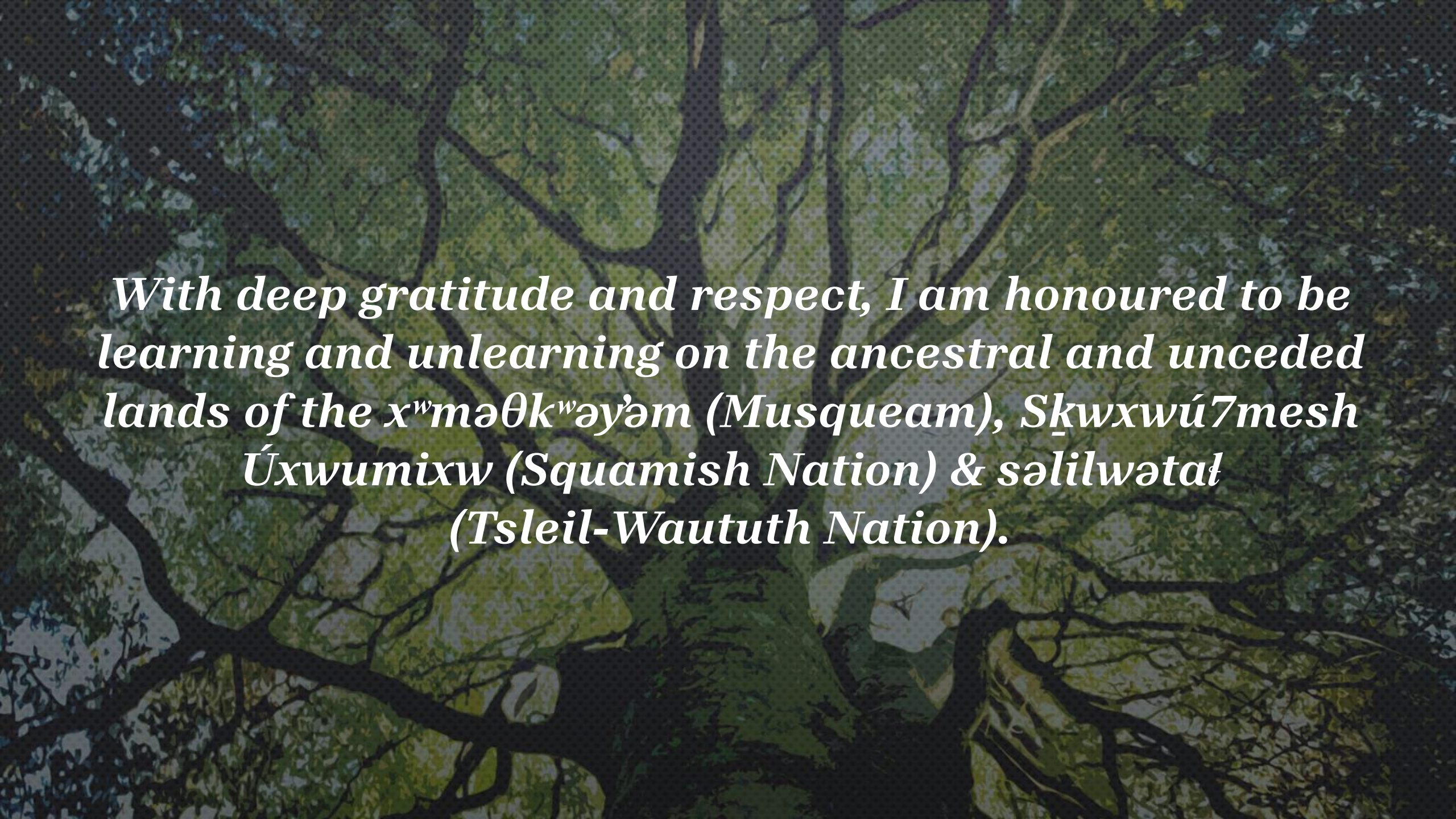




COURSE
PLANNING 2024:
THE GRADE 9 YEAR
WELCOME!

Lisa Agius
lagius@vsb.bc.ca



With deep gratitude and respect, I am honoured to be learning and unlearning on the ancestral and unceded lands of the x^wməθk^wəy'əm (Musqueam), Skwxwú7mesh Úxwumixw (Squamish Nation) & səlilwətał (Tsleil-Waututh Nation).

THE AGENDA

The background of the slide features a stylized, low-poly illustration of a student with dark hair, wearing a white shirt and a dark tie, sitting at a desk. The student is looking down at a laptop and some papers. The scene is dimly lit, with a blue and grey color palette. The text is overlaid on the left side of the image.

Course Planning Process and Timeline for this year

Requirements for Students Entering Grade 9

Review of Grade 9 Course Choices

The Course Planning Form

Online Course Selection Through MyEd BC

ACCESS TO INFORMATION

- THIS PRESENTATION IS POSTED ON THE SCHOOL WEBSITE FOR EVERYONE TO VIEW, INCLUDING YOUR PARENTS.
- ALSO ON OUR SCHOOL WEBSITE IS THE **COURSE PLANNING FORM, INSTRUCTIONS FOR ONLINE COURSE PLANNING** AND THE **COURSE PLANNING GUIDE**.
- PLEASE SEE ME IF YOU CAN'T FIND ANSWERS TO ANY OF YOUR QUESTIONS



COURSE PLANNING PROCESS & TIMELINE

- COURSE PLANNING IS DONE EVERY **FEBRUARY** WITH COUNSELLORS
- RESEARCH IS IMPORTANT, MORE SO EACH YEAR. CONSIDER CONSULTING AND DISCUSSING WITH THE FOLLOWING PEOPLE:
 - **FAMILY AND FRIENDS**
 - **TEACHERS AND OLDER STUDENTS**
 - **YOUR SCHOOL COUNSELLOR (THAT'S ME!)**
- THE **COURSE PLANNING GUIDE** IS A VALUABLE RESOURCE TO USE FOR LEARNING ABOUT COURSES. THERE ARE DETAILED DESCRIPTIONS FOR EACH OPTION. YOU CAN ACCESS THIS DOCUMENT **ONLINE ON OUR WEBSITE.**

COURSE SELECTION REQUIREMENTS FOR STUDENTS ENTERING GRADE 9

- **COURSE PLANNING FORM** COMPLETED ON-LINE AND YOUR FORM SIGNED AND SUBMITTED TO ME SIGNED, SUBMITTED BY:

FRIDAY, FEBRUARY 23RD, 2024

- CHOICES REVIEWED BY COUNSELLOR AND DISCUSSIONS WITH STUDENTS AS NEEDED THROUGHOUT THE **SPRING**
- STUDENT SCHEDULES *RANDOMLY* BUILT BASED UPON COURSE REQUESTS FROM **MAY THROUGH TO AUGUST**
- TIMETABLING CONFLICTS RESOLVED FROM **JUNE THROUGH TO SEPTEMBER**

GRADE 9 CORE COURSES

Main School	Mini School	ELL Program	LSP Program
English 9	Mini English 9	ELL 2 or 3 English	LSP English 9
Social Studies 9	Mini Social Studies 9	ELL 2 or 3 Social Studies	LSP Social Studies 9
Mathematics 9	Mini Mathematics 9	Mathematics 9	LSP Mathematics 9
Science 9	Mini Science 9	Science 9	LSP Science 9
P. H. Ed. 9	Mini P. H. Ed. 9	P. H. Ed. 9	P. H. Ed. 9
French or Japanese	French or Japanese	ELL support course	LSP Tutorial
Elective 9	Elective 9	Elective 9	Elective 9
Elective 9	Elective 9	Elective 9	Elective 9




SKILLS DEVELOPMENT CENTRE: LEARNING STRATEGIES

- ASSISTS STUDENTS IN ACHIEVING THEIR **FULL POTENTIAL** IN ACADEMIC AREAS.
- STUDENTS CAN RECEIVE ONE-TO-ONE ASSISTANCE WHERE SKILLS AND CONCEPTS ARE CLARIFIED, RE-TAUGHT AND REINFORCED.
- THERE IS A FOCUS ON **ORGANIZATION, TIME MANAGEMENT, STUDY SKILLS, LEARNING STRATEGIES**. CLASSROOM ADAPTATIONS CAN BE RECOMMENDED.
- **“SKILLS”** BLOCKS ARE **ASSIGNED IN CONSULTATION** WITH TEACHERS, RESOURCE TEAM, STUDENT AND PARENTS. THIS USUALLY TAKES THE PLACE OF A SECOND LANGUAGE BUT MAY DISPLACE ANOTHER ELECTIVE COURSE.
- THIS WILL BE **PLACED IN THE SEMESTER WITH COURSES FOR WHICH SUPPORT WILL BE BENEFICIAL** (REFER TO C.P. SHEET).

ENGLISH LANGUAGE LEARNERS (ELL)

- STUDENT PLACEMENT IN ELL CLASSES IS BASED ON:
- ENGLISH LANGUAGE PROFICIENCY
- COMPREHENSIVE ASSESSMENTS OF STUDENTS' READING, WRITING, SPEAKING AND LISTENING ABILITIES THROUGHOUT THE YEAR
- THE PROFESSIONAL JUDGEMENT OF TEACHERS IN BOTH REGULAR AND ELL CLASSES, MADE LATER IN THE SPRING
- THERE IS NO TRANSITIONAL IN GR. 8 AND 9 – REGULAR COURSES ARE PUT IN PLACE INSTEAD

ELL 2 → ELL 3 → Transitional → Regular



ENGLISH LANGUAGE LEARNERS (E. L. L.)

ELL Level 1-2	Reading 2 (XLDCE10RE2) Writing 2 (XLDCE10WR2) Social Studies 2 (XLDCE10SS2) + Grade level P.H.E. and electives; a regular Math and Science
ELL Level 2-3	English 3 (XLDCE10EN3) Social Studies 3 (XLDCE10SS3) English Tutorial (XLDCE10SB2) + Grade level P.H.E. and electives; a regular Math and Science
Regular	All subjects

ELECTIVES: MODERN LANGUAGES

(PAGE 14)

French 8 (MFR--08) -introductory course to develop a foundation so you can begin to understand French and express yourself and have basic conversations in French about friends, family, school and activities. Students may participate in fieldtrips with a focus on theatre, food, and film as well as exploring your own cultural identity and the Francophone culture.

French 9 (MFR--09) -build on your strategies so that you can understand more French and express yourself and meaningful conversations in French. Students will read and share media and participate in field studies with a focus on theatre, food, and film as well as exploring your own cultural identity and the Francophone culture.

French 10 (MFR--10) -gain more appreciation for cultural diversity through an exploration of Francophone culture, deepen your ability to express yourself in French and have more meaningful conversations, communicate with accuracy, through an authentic cultural context and share media orally and in written form.

ELECTIVES: MODERN LANGUAGES

(PAGE 14)

French 11 (MFR--11) –continued exploration and understanding of the Francophone culture and their own, students will continue to increase their ability to communicate in oral and written forms, read, interpret media, expand writing, having meaningful, varied conversations. Field studies at Cinematheque.

French 12 (MFR--12) – students will have the opportunity to keep polishing their French language skills and continue to express themselves with more depth, duration and clarity. Students will continue to explore Francophone culture and creative works, read authentic texts, explore a novel, and will attend a full day film study at Cinematheque.

Beginners' Japanese 11 (MJA-11) -intensive introductory course, emphasizing listening, speaking, reading, writing, with more attention on oral presentation. Many topics covered including Japanese media, and environmental issues.

ELECTIVES: APPLIED DESIGN, SKILLS & TECHNOLOGIES

(PAGES 6-8)

Foods 9 (MADFS09) - this course alternates as Course A and Course B as it is a combined class. Course A: focuses on food, culture and the culinary aspects of special celebrations; Course B: focuses on food preparation techniques and the relationship food plays with self, family, and different cultures.

Clothing & Textiles 9 (MADT-09) – introduced to basic hand and machine sewing techniques, fabric study, First Peoples practices and principles of design, environmental and ethical factors of textiles choices, altering patterns, upcycling /recycling, and other arts and crafts techniques.

Information Technology 9 (MADIT-09) - introduces students to foundations of computer science, intermediate programming skills, and focus on the big ideas of computing- abstraction, design, recursion, concurrency, simulations, and the limits of computations. Please see the guide for more details...

Woodwork 9 (MADW-09) - introductory course appropriate for beginners. Students learn and demonstrate safe woodworking practices on a variety of hand tools, portable and stationary power tools. Basic joinery, design and wood finishing also introduced.

ELECTIVES: FINE ARTS

(PAGES 11-12)

Art 9 (MAE--09) - drawing, painting, printmaking, ceramics and sculpture , students encouraged to pursue self-expression and experiment with both techniques, and materials.

Ceramics & Sculpture 9 (MVA--09CR1) - focus on skill development and experimentation in ceramics and sculpture using various materials. Modelling, casting, carving construction, in clay , wood, soapstone, plaster and more.

Graphic Arts 9 (MADMA09) - foundational course that introduces tools, techniques and processes of graphic design. Photoshop, digital and pinhole photography, animation, illustration, typography, colour theory all introduced.

ELECTIVES: PERFORMING ARTS-BAND

(PAGE 15)

Beginner Concert Band 9 (MMU--09BA1) - no experience necessary as students will learn the basics of playing and musicianship. Students will be able to select an instrument from a large variety of concert band instruments.

Concert Band 9 (MMU--09BA3) - for students with at least one year experience. Continued emphasis on musical development while learning a wide variety of music. Includes concerts and other music related activities.

Junior Strings 9 (MMU--09ST2) - for students who are beginners and those with some experience playing the violin, viola, cello and double bass. Students will learn bowing techniques, orchestral ensemble, and performance skills.

Junior Concert Choir 9 (MMU--09CC2) - large performing choir singing a range of music including early classical to pop while learning vocal production, music reading, and musicianship.

Jazz Band 9 Off-Timetable (MMU--09JB1) - students must also take Concert Band or Strings, so this will be a ninth course. This group meets once in the morning and once after school each week.

ELECTIVES: PERFORMING ARTS- DRAMA

(PAGE 16)

Drama 9 (MDR--09) - this course provides instruction on improvisation skills as well as individual and small group work in short scripted scenes and plays,. Emphasis on public speaking and building performance confidence.

Theatre Production 10 (MDRD-10) - this is an on-timetable course intended for students interested in the production aspects of theatre: set design, computer drafting, lighting projection, sound scenic painting, invention and innovation.

Notes:

COURSE PLANNING FORM 2024 – 2025: ENTERING GRADE 9
DUE DATE FOR COURSE PLANNING FORM TO COUNSELLOR
FRIDAY, FEBRUARY 23, 2024

Last Name: _____ Called Name: _____ Legal First Name: _____
Student # _____ Student Email: _____ Student Cell # _____
Mini School Student: International Student: ELL Student: Current Level: 2 3

CORE COURSES
GRADE 9 STUDENTS WILL HAVE 8 COURSES

English 9 Mathematics 9 Physical & Health Education 9 Science 9 Socials Studies 9
Are the above core courses accurate? Yes No If "No" describe required / requested changes below:

ELECTIVE COURSE REQUESTS

INSTRUCTIONS:

- Choose a total of 4 Applied Skills, Design & Technology and/or Fine and Performing Arts preferences
- Put in the box beside the course your preference: #1 & #2 being first choices ; #3 & #4 back-up choices

APPLIED DESIGN, SKILLS & TECHNOLOGIES		MODERN LANGUAGES		PERFORMING ARTS	
Foods 9	<input type="checkbox"/> MADFS09	French 8	<input type="checkbox"/> MFR- -08	(DRAMA)	
Information Technology 9 Junior Computer Science	<input type="checkbox"/> MADIT09	French 9	<input type="checkbox"/> MFR- -09	Drama 9	<input type="checkbox"/> MDR- - 09
		French 10	<input type="checkbox"/> MFR- -10	Theatre Production 10	<input type="checkbox"/> MDRD-10
Textiles 9	<input type="checkbox"/> MADT-09	French 11	<input type="checkbox"/> MFR- -11	(MUSIC)	
Woodwork 9	<input type="checkbox"/> MADW-09	French 12	<input type="checkbox"/> MFR- -12	Beginner Band 9	<input type="checkbox"/> MMU- -09BA1
FINE ARTS		Beginners' Japanese 11	<input type="checkbox"/> MBJA-11	Concert Band 9	<input type="checkbox"/> MMU- -09BA3
Art 9	<input type="checkbox"/> MAE- -09	ELL		Jazz Band 9	<input type="checkbox"/> MMU- -09JB1
		Level 3 Course Package <input type="checkbox"/>		Off Timetable	
Ceramics & Sculpture 9	<input type="checkbox"/> MVA- -09CR1	OTHER DISCIPLINES		Junior Concert Choir 9	<input type="checkbox"/> MMU- -09CC2
Graphic Arts 9	<input type="checkbox"/> MADMA09	Skills ★	<input type="checkbox"/> XLDCD09	Junior Strings 9	<input type="checkbox"/> MMU- -09ST2

★ Pair Skills with which two courses? 1. _____ 2. _____

Student Signature: _____ Date: _____

"I have checked and approve the above course requests made by my child" Parent Signature: _____

COURSE PLANNING FORM: GRADE 9

ONLINE COURSE PLANNING

- After you have created your plan on the Course Planning Form, you will make selections online through your MyEd BC account.
- Instructions for doing this are posted on our school website. You can find link to the Course Planning and instructions to complete online course selection through MyEd at : <https://www.vsb.bc.ca/point-grey/page/11915/course-planning>
- Detailed instructions are also provided on the following slides.



How to Enter Course Requests into MyEd

Instructions for Selecting Courses

STEP 1

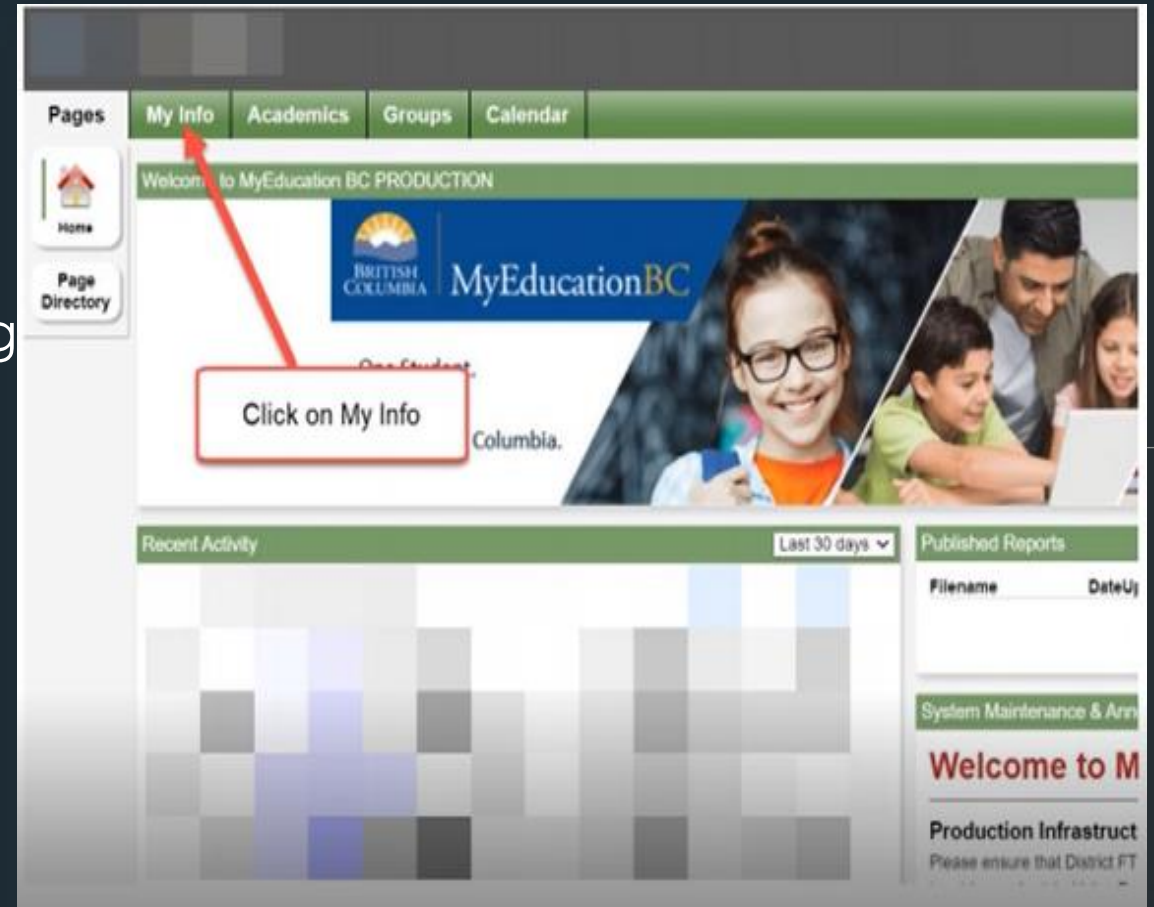
Log into your account using your student number and password. If you are unable to get into your account do the following:

- 1) Report to the school office during office hours: 8:00am-3:45pm
- 2) Email the school office with your details, pointgrey@vsb.bc.ca

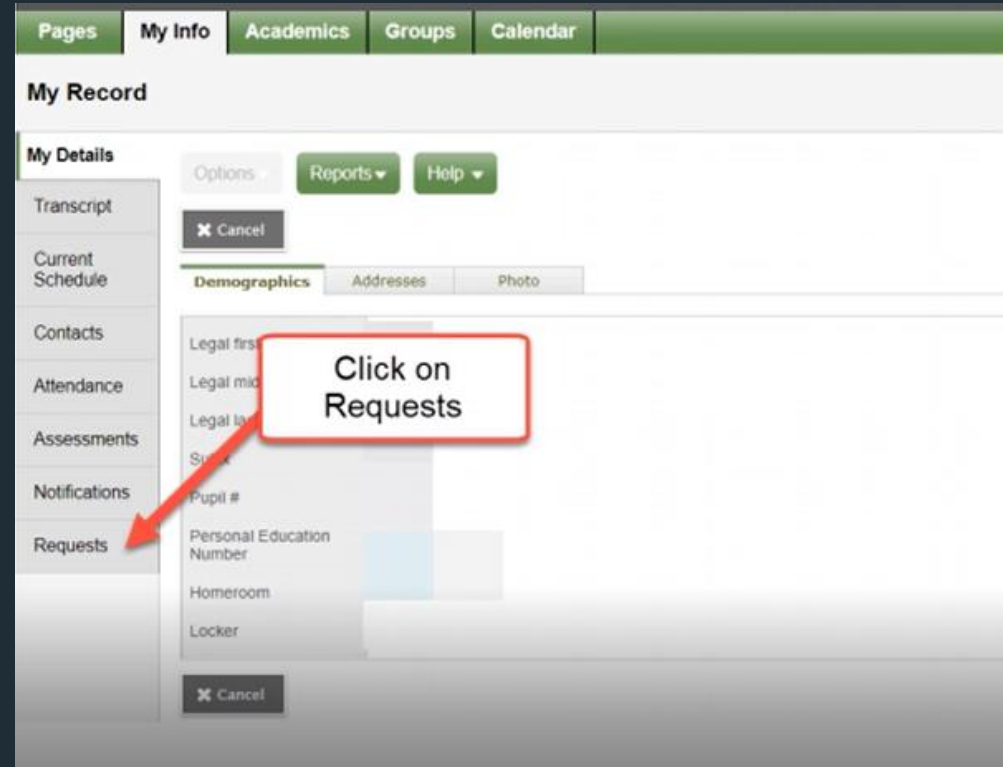
Use Safari, Edge or Firefox

STEP 2

Click on Top Tab **“My Info”**



On the left-hand side of the screen, you will see a tab called **“Requests”** - click on this



- Once you click on **Requests** you will be taken to a description of your next year's courses. You should see **"Welcome Grade 9"**. Under the tab option you should see that you're in entry mode to select courses

Instructions

WELCOME! We hope you are excited for the year ahead.

The timetable is based on your requests, therefore the choices you make are permanent.

Please refer to your course programming sheet as a guide. You should be entering the courses from your signed course programming sheet.

Please read through the Course Calendar and choose your courses carefully as the timetable is built based on the choices you make now. In the fall, there may not be space to allow result in the course not being offered.

All grade 9 students take a minimum of 8 courses - 4 required courses and 4 electives. (You will also select 2 alternates in priority order in case you cannot be programmed into one of your choices.)

* Honours, EAL, adapted and alternate programs will be assigned by counsellors based on assessment and teacher recommendations.

SCIENCE COOP: YOUR COUNSELLOR WILL NEED TO ENTER YOUR COOP COURSES

1. Please select 1 elective from the elective menu (You must have the prerequisite for your electives. For example, you can not take Drawing and Painting 11 if you have not taken I
2. Band and Choir are considered extra courses. You would take Band or Choir in addition to your 8 classes.
3. Please select 2 alternate electives from above in priority order in case you cannot be programmed into your first choice.

Primary requests

Subject Area	School/Course	Description
Required Courses		
Electives		
ESL and LC		

- Read through the instructions.
- Under **"Required Courses"** you will see all courses available that are required for your grade level.

MATCH YOUR SELECTIONS

in **MyEd** with the ones you made on the **Course Planning Form**. Course codes are included on the paper form to make matching easier.

The screenshot shows a web-based course selection interface. At the top, a search bar contains '1.20 |MFOM-11'. Below it, a dropdown menu is open, showing a list of course options: '1.20 |MFOM-11' (highlighted in blue), '2.180 |JLCF-11', and '3.300 |MWH-12'. A red box with the text 'Find more courses by' has arrows pointing to the search bar and the dropdown menu. Below the dropdown, a table lists various courses with checkboxes in the 'Select' column. A red box with the text 'Select for a course (choose as many as the instructions indicate)' has an arrow pointing to the checkbox for 'MCH--11'. At the bottom of the interface, there are 'OK' and 'Cancel' buttons. A red box with the text 'Click OK once you are finished' has an arrow pointing to the 'OK' button. The table contains the following data:

Select	Course Code	Course Description	Prerequisite	Status
<input type="checkbox"/>	1.20 MFOM-11			
<input type="checkbox"/>	2.180 JLCF-11	FOUNDATIONS OF MATHEMATICS 11	Regular	4.0
<input type="checkbox"/>	3.300 MWH-12	CALCULUS 11	Regular	4.0
<input type="checkbox"/>	MPREC11H	PRE-CALCULUS 11	Regular	4.0
<input type="checkbox"/>	MPREC11P	PRE-CALCULUS 11	Regular	4.0
<input type="checkbox"/>	MCH--11	CHEMISTRY 11	Regular	4.0
<input type="checkbox"/>	MCH--11P			
<input type="checkbox"/>	MPH--11			
<input type="checkbox"/>	MPH--11P			
<input type="checkbox"/>	MESC-11	EARTH SCIENCE 11	Regular	4.0
<input type="checkbox"/>	FCMCL12			4.0

- Select 2 Alternates under *Alternate requests*
- Once you have selected all your courses, hit **POST!**

The image shows a screenshot of a web form titled "Alternate requests". The form has several sections:

- Alternate requests:** A table with columns for "Subject area" and "SchoolCourse > Descript". A "Select..." button is located below the "Subject area" column. A red box with the text "Select 2 Alternates" has an arrow pointing to the "Select..." button.
- Notes for counsellor:** A text input field containing the text "Please speak to your counsellor directly rather than using this feature". A red box surrounds this text.
- Post:** A "Post" button at the bottom left. A red box with the text "Once you are finished and are happy with your sections, hit POST." has an arrow pointing to the "Post" button.

The background features a stylized illustration of a person with long dark hair, wearing a dark top, sitting and reading a large book. The scene is rendered in a muted, painterly style with shades of blue, green, and brown. The person is positioned on the left side of the frame, and the book is held open in front of them. The overall atmosphere is quiet and studious.

Due date:
Friday, February 23

Please make sure the selections on your Course Planning Form **MATCH** the selections you made online in MyEd. Please submit your Course Planning form signed, to Ms. Agius (there will be a box outside my office in the Counselling Suite), once you have made your selections online.