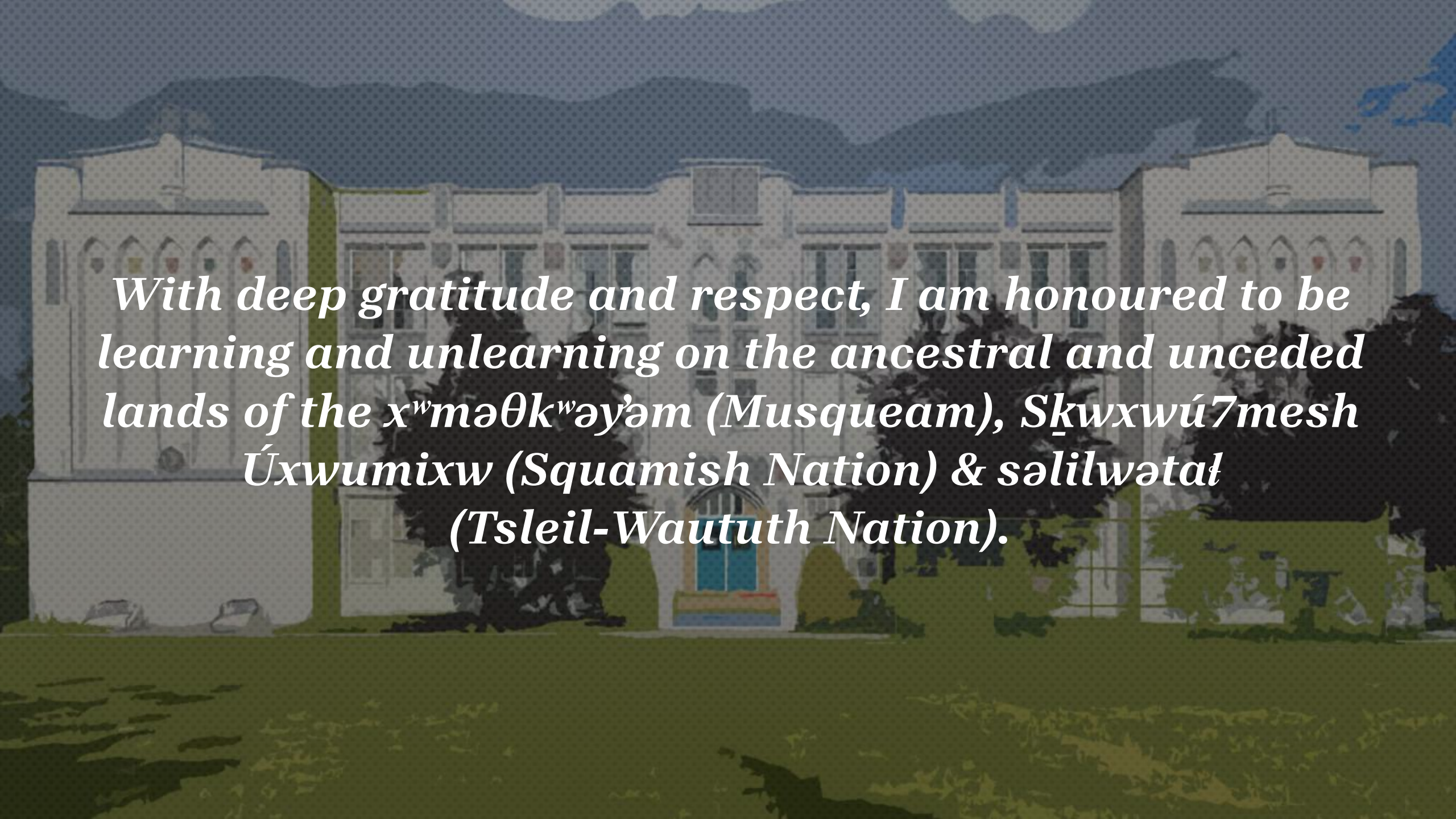


The background of the slide is a photograph of a crowd of people with their hands raised in the air, suggesting a celebratory or supportive atmosphere. The image is slightly blurred and has a dark, semi-transparent overlay.

COURSE
PLANNING 2025:
THE GRADE 9 YEAR
WELCOME!

Kasey Chittenden
kchittenden@vsb.bc.ca



With deep gratitude and respect, I am honoured to be learning and unlearning on the ancestral and unceded lands of the x^wməθk^wəyəm (Musqueam), Skwxwú7mesh Úxwumixw (Squamish Nation) & səlilwətał (Tsleil-Waututh Nation).

THE AGENDA

The background of the slide features a photograph of a young woman with dark hair, wearing a light-colored patterned shirt, sitting at a desk and writing in a notebook with a pencil. The image is dimmed and has a dark, textured overlay.

Course Planning Process and Timeline for this year

Requirements for Students Entering Grade 9

Review of Grade 9 Course Choices

The Course Planning Form

Online Course Selection Through MyEd BC

ACCESS TO INFORMATION

- THIS PRESENTATION IS POSTED ON THE SCHOOL WEBSITE FOR EVERYONE TO VIEW, INCLUDING YOUR PARENTS.
- ALSO ON OUR SCHOOL WEBSITE IS THE **COURSE PLANNING FORM, INSTRUCTIONS FOR ONLINE COURSE PLANNING** AND THE **COURSE PLANNING GUIDE**.
- PLEASE SEE ME IF YOU CAN'T FIND ANSWERS TO ANY OF YOUR QUESTIONS



COURSE PLANNING PROCESS & TIMELINE

- COURSE PLANNING IS DONE EVERY **FEBRUARY** WITH COUNSELLORS
- RESEARCH IS IMPORTANT, MORE SO EACH YEAR. CONSIDER CONSULTING AND DISCUSSING WITH THE FOLLOWING PEOPLE:
 - **FAMILY AND FRIENDS**
 - **TEACHERS AND OLDER STUDENTS**
 - **YOUR SCHOOL COUNSELLOR (THAT'S ME!)**
- THE **COURSE PLANNING GUIDE** IS A VALUABLE RESOURCE TO USE FOR LEARNING ABOUT COURSES. THERE ARE DETAILED DESCRIPTIONS FOR EACH OPTION. YOU CAN ACCESS THIS DOCUMENT **ONLINE ON OUR WEBSITE.**

COURSE SELECTION REQUIREMENTS FOR STUDENTS ENTERING GRADE 9

- **COURSE PLANNING FORM** COMPLETED ON-LINE AND YOUR FORM SIGNED AND SUBMITTED TO ME SIGNED, SUBMITTED BY:

FRIDAY, FEBRUARY 21ST, 2025

- CHOICES REVIEWED BY COUNSELLOR AND DISCUSSIONS WITH STUDENTS AS NEEDED THROUGHOUT THE **SPRING**
- STUDENT SCHEDULES *RANDOMLY* BUILT BASED UPON COURSE REQUESTS FROM **MAY THROUGH TO AUGUST**
- TIMETABLING CONFLICTS RESOLVED FROM **JUNE THROUGH TO SEPTEMBER**

GRADE 9 CORE COURSES

Main School	Mini School	ELL Program	LSP Program
English 9	Mini English 9	ELL 2 or 3 English	LSP English 9
Social Studies 9	Mini Social Studies 9	ELL 2 or 3 Social Studies	LSP Social Studies 9
Mathematics 9	Mini Mathematics 9	Mathematics 9	LSP Mathematics 9
Science 9	Mini Science 9	Science 9	LSP Science 9
P. H. Ed. 9	Mini P. H. Ed. 9	P. H. Ed. 9	P. H. Ed. 9
Elective 9 (Language?)	Elective 9 (Language?)	ELL support course	LSP Tutorial
Elective 9	Elective 9	Elective 9	Elective 9
Elective 9	Elective 9	Elective 9	Elective 9

A close-up photograph of a hand holding a blue pen, writing on a document. The background is blurred, showing other people in a classroom or office setting.

SKILLS DEVELOPMENT CENTRE: LEARNING STRATEGIES

- ASSISTS STUDENTS IN ACHIEVING THEIR **FULL POTENTIAL** IN ACADEMIC AREAS.
- STUDENTS CAN RECEIVE ONE-TO-ONE ASSISTANCE WHERE SKILLS AND CONCEPTS ARE CLARIFIED, RE-TAUGHT AND REINFORCED.
- THERE IS A FOCUS ON **ORGANIZATION, TIME MANAGEMENT, STUDY SKILLS, LEARNING STRATEGIES**. CLASSROOM ADAPTATIONS CAN BE RECOMMENDED.
- “**SKILLS**” BLOCKS ARE **ASSIGNED IN CONSULTATION** WITH TEACHERS, RESOURCE TEAM, STUDENT AND PARENTS. THIS USUALLY TAKES THE PLACE OF A SECOND LANGUAGE BUT MAY DISPLACE ANOTHER ELECTIVE COURSE.
- THIS WILL BE **PLACED IN THE SEMESTER WITH COURSES FOR WHICH SUPPORT WILL BE BENEFICIAL** (REFER TO C.P. SHEET).

ENGLISH LANGUAGE LEARNERS (ELL)

- STUDENT PLACEMENT IN ELL CLASSES IS BASED ON:
- ENGLISH LANGUAGE PROFICIENCY
- COMPREHENSIVE ASSESSMENTS OF STUDENTS' READING, WRITING, SPEAKING AND LISTENING ABILITIES THROUGHOUT THE YEAR
- THE PROFESSIONAL JUDGEMENT OF TEACHERS IN BOTH REGULAR AND ELL CLASSES, MADE LATER IN THE SPRING
- THERE IS NO TRANSITIONAL IN GR. 8 AND 9 – REGULAR COURSES ARE PUT IN PLACE INSTEAD

ELL 2 → ELL 3 → Transitional → Regular



ENGLISH LANGUAGE LEARNERS (E. L. L.)

ELL Level 1-2	Reading 2 (XLDCE10RE2) Writing 2 (XLDCE10WR2) Social Studies 2 (XLDCE10SS2) + Grade level P.H.E. and electives; a regular Math and Science
ELL Level 2-3	English 3 (XLDCE10EN3) Social Studies 3 (XLDCE10SS3) English Tutorial (XLDCE10SB2) + Grade level P.H.E. and electives; a regular Math and Science
Regular	All subjects

ELECTIVES: MODERN LANGUAGES

(PAGE 14)

French 8 (MFR--08) -introductory course to develop a foundation so you can begin to understand French and express yourself and have basic conversations in French about friends, family, school and activities. Students may participate in fieldtrips with a focus on theatre, food, and film as well as exploring your own cultural identity and the Francophone culture.

French 9 (MFR--09) -build on your strategies so that you can understand more French and express yourself and meaningful conversations in French. Students will read and share media and participate in field studies with a focus on theatre, food, and film as well as exploring your own cultural identity and the Francophone culture.

French 10 (MFR--10) -gain more appreciation for cultural diversity through an exploration of Francophone culture, deepen your ability to express yourself in French and have more meaningful conversations, communicate with accuracy, through an authentic cultural context and share media orally and in written form.

ELECTIVES: MODERN LANGUAGES

(PAGE 14)

French 11 (MFR--11) –continued exploration and understanding of the Francophone culture and their own, students will continue to increase their ability to communicate in oral and written forms, read, interpret media, expand writing, having meaningful, varied conversations. Field studies at Cinamatheque.

French 12 (MFR--12) – students will have the opportunity to keep polishing their French language skills and continue to express themselves with more depth, duration and clarity. Students will continue to explore Francophone culture and creative works, read authentic texts, explore a novel, and will attend a full day film study at Cinamatheque.

Beginners' Japanese 11 (MBA-11) -intensive introductory course, emphasizing listening, speaking, reading, writing, with more attention on oral presentation. Many topics covered including Japanese media, and environmental issues.

ELECTIVES: APPLIED DESIGN, SKILLS & TECHNOLOGIES

(PAGES 6-8)

Foods 9 (MADFS09) - this course alternates as Course A and Course B as it is a combined class. Course A: focuses on food, culture and the culinary aspects of special celebrations; Course B: focuses on food preparation techniques and the relationship food plays with self, family, and different cultures.

Clothing & Textiles 9 (MADT-09) – introduced to basic hand and machine sewing techniques, fabric study, First Peoples practices and principles of design, environmental and ethical factors of textiles choices, altering patterns, upcycling /recycling, and other arts and crafts techniques.

Information Technology 9 (MADIT-09) - introduces students to foundations of computer science, intermediate programming skills, and focus on the big ideas of computing- abstraction, design, recursion, concurrency, simulations, and the limits of computations. Please see the guide for more details...

Woodwork 9 (MADW-09) - introductory course appropriate for beginners. Students learn and demonstrate safe woodworking practices on a variety of hand tools, portable and stationary power tools. Basic joinery, design and wood finishing also introduced.

ELECTIVES: FINE ARTS

(PAGES 11-12)

Art 9 (MAE--09) - drawing, painting, printmaking, ceramics and sculpture , students encouraged to pursue self-expression and experiment with both techniques, and materials.

Ceramics & Sculpture 9 (MVA--09CR1) - focus on skill development and experimentation in ceramics and sculpture using various materials. Modelling, casting, carving construction, in clay , wood, soapstone, plaster and more.

Graphic Arts 9 (MADMA09) - foundational course that introduces tools, techniques and processes of graphic design. Photoshop, digital and pinhole photography, animation, illustration, typography, colour theory all introduced.

ELECTIVES: PERFORMING ARTS-BAND

(PAGE 15)

Beginner Concert Band 9 (MMU--09BA1) - no experience necessary as students will learn the basics of playing and musicianship. Students will be able to select an instrument from a large variety of concert band instruments.

Concert Band 9 (MMU--09BA3) - for students with at least one year experience. Continued emphasis on musical development while learning a wide variety of music. Includes concerts and other music related activities.

Junior Strings 9 (MMU--09ST2) - for students who are beginners and those with some experience playing the violin, viola, cello and double bass. Students will learn bowing techniques, orchestral ensemble, and performance skills.

Junior Concert Choir 9 (MMU--09CC2) - large performing choir singing a range of music including early classical to pop while learning vocal production, music reading, and musicianship.

Jazz Band 9 Off-Timetable (MMU--09JB1) - students must also take Concert Band or Strings, so this will be a ninth course. This group meets once in the morning and once after school each week.

ELECTIVES: PERFORMING ARTS- DRAMA

(PAGE 16)

Drama 9 (MDR--09) - this course provides instruction on improvisation skills as well as individual and small group work in short scripted scenes and plays,. Emphasis on public speaking and building performance confidence.

Theatre Production 10 (MDRD-10) - this is an on-timetable course intended for students interested in the production aspects of theatre: set design, computer drafting, lighting projection, sound scenic painting, invention and innovation.

Notes: _____

COURSE PLANNING FORM 2024 – 2025: ENTERING GRADE 9
COMPLETED FORM DUE TO COUNSELLOR BY **FRIDAY, FEBRUARY 21, 2025**

Last Name: _____ Called Name: _____ Legal First Name: _____
Student # _____ Student Email: _____ Student Cell # _____
Mini School Student: International Student: ELL Student: Current Level: 2 3

CORE COURSES
• English 9 • Mathematics 9 • Physical & Health Education 9 • Science 9 • Socials Studies 9
Are the above core courses accurate? Yes No If "No" describe required / requested changes below: _____

ELECTIVE COURSE REQUESTS INSTRUCTIONS
Choose a total of 4 elective courses below by putting in the box your 1st, 2nd, 3rd, and 4th choice.
(3rd & 4th are back up choices)

APPLIED DESIGN, SKILLS & TECHNOLOGIES			MODERN LANGUAGES			PERFORMING ARTS		
Foods 9	<input type="checkbox"/>	MADFS09	French 8	<input type="checkbox"/>	MFR- -08	DRAMA		
Information Technology 9 Junior Computer Science	<input type="checkbox"/>	MADIT-09	French 9	<input type="checkbox"/>	MFR- -09	Drama 9	<input type="checkbox"/>	MDR- - 09
			French 10	<input type="checkbox"/>	MFR- -10	Theatre Production 10	<input type="checkbox"/>	MDRD-10
Textiles 9	<input type="checkbox"/>	MADT-09	French 11	<input type="checkbox"/>	MFR- -11	MUSIC		
Woodwork 9	<input type="checkbox"/>	MADW-09	French 12	<input type="checkbox"/>	MFR- -12	Beginner Band 9	<input type="checkbox"/>	MMU- - 09BA1
ELL			Beginners' Japanese 11	<input type="checkbox"/>	MBJA-11	Concert Band 9	<input type="checkbox"/>	MMU- -09BA3
Level 3 Course Package	<input type="checkbox"/>		OTHER DISCIPLINES			Jazz Band 9 Off Timetable	<input type="checkbox"/>	MMU- -09JB1
FINE ARTS			Skills	<input type="checkbox"/>	XLDCD09	Junior Concert Choir 9	<input type="checkbox"/>	MMU- -09CC2
Art 9	<input type="checkbox"/>	MAE- -09	Pair Skills with which two courses?			Junior Strings 9	<input type="checkbox"/>	MMU- -09ST2
Ceramics & Sculpture 9	<input type="checkbox"/>	MVA-- 09CR1	1. _____			Grade 9 students will have a total of 8 Courses		
Graphic Arts 9	<input type="checkbox"/>	MADMA09	2. _____					

I've entered my course selections in MyEd Student Signature: _____ Date: _____
"I have checked and approve the above course requests made by my child" Parent Signature: _____

COURSE PLANNING FORM: GRADE 9

Last Name:

Called Name:

Legal First Name:

Student #

Student Email:

Student Cell #

Mini School Student: International Student: ELL Student: Current Level: 2 3

CORE COURSES


• English 9 • Mathematics 9 • Physical & Health Education 9 • Science 9 • Socials Studies 9

Are the above core courses accurate? Yes No If "No" describe required / requested changes below:

ELECTIVE COURSE REQUESTS INSTRUCTIONS

Choose a total of 4 elective courses below by putting in the box your 1st, 2nd, 3rd, and 4th choice.
(3rd & 4th are back up choices)

APPLIED DESIGN, SKILLS & TECHNOLOGIES			MODERN LANGUAGES			PERFORMING ARTS		
Foods 9	<input type="checkbox"/>	MADFS09	French 8	<input type="checkbox"/>	MFR- -08	DRAMA		
Information Technology 9 Junior Computer Science	<input type="checkbox"/>	MADIT-09	French 9	<input type="checkbox"/>	MFR- -09	Drama 9	<input type="checkbox"/>	MDR- - 09
			French 10	<input type="checkbox"/>	MFR- -10	Theatre Production 10	<input type="checkbox"/>	MDRD-10
Textiles 9	<input type="checkbox"/>	MADT-09	French 11	<input type="checkbox"/>	MFR- -11	MUSIC		
Woodwork 9	<input type="checkbox"/>	MADW-09	French 12	<input type="checkbox"/>	MFR- -12	Beginner Band 9	<input type="checkbox"/>	MMU- - 09BA1
ELL			Beginners' Japanese 11	<input type="checkbox"/>	MBJA-11	Concert Band 9	<input type="checkbox"/>	MMU- -09BA3
Level 3 Course Package	<input type="checkbox"/>		OTHER DISCIPLINES			Jazz Band 9 <i>Off Timetable</i>	<input type="checkbox"/>	MMU- -09JB1



FINE ARTSArt 9 MAE- -09Ceramics & Sculpture 9 MVA- - 09CR1Graphic Arts 9 MADMA09Skills XLDCD09

Pair Skills with which two courses?

1. _____

2. _____

Junior Concert Choir 9

MMU- -09CC2


Junior Strings 9

MMU- -09ST2

Grade 9 students will have a total of 8 Courses

I've entered my course selections in MyEd Student Signature: _____ Date: _____

"I have checked and approve the above course requests made by my child" Parent Signature: _____



Name _____

Signature _____

Date _____

ONLINE COURSE PLANNING

- After you have created your plan on the Course Planning Form, you will make selections online through your MyEd BC account.
- Instructions for doing this are posted on our school website. You can find link to the Course Planning and instructions to complete online course selection through MyEd at : <https://www.vsb.bc.ca/point-grey/page/11915/course-planning>
- Detailed instructions are also provided on the following slides.

A person's hands are shown typing on a laptop keyboard. The background is a blurred study environment with a stack of books on the left and a window with light coming through. The text is overlaid on a dark semi-transparent rectangle.

How to Enter Course Requests into MyEd

Instructions for Selecting Courses

STEP 1

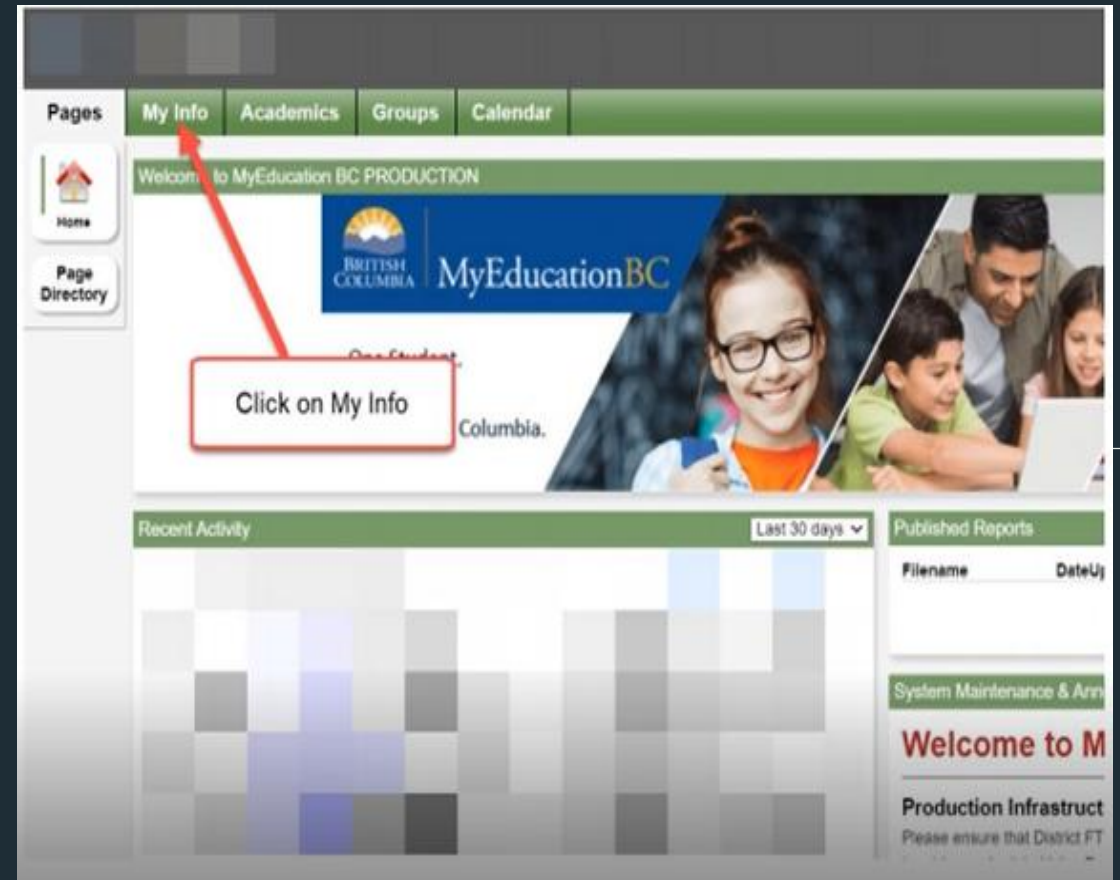
Log into your account using your student number and password. If you are unable to get into your account do the following:

- 1) Report to the school office during office hours: 8:00am-3:45pm
- 2) Email the school office with your details, pointgrey@vsb.bc.ca

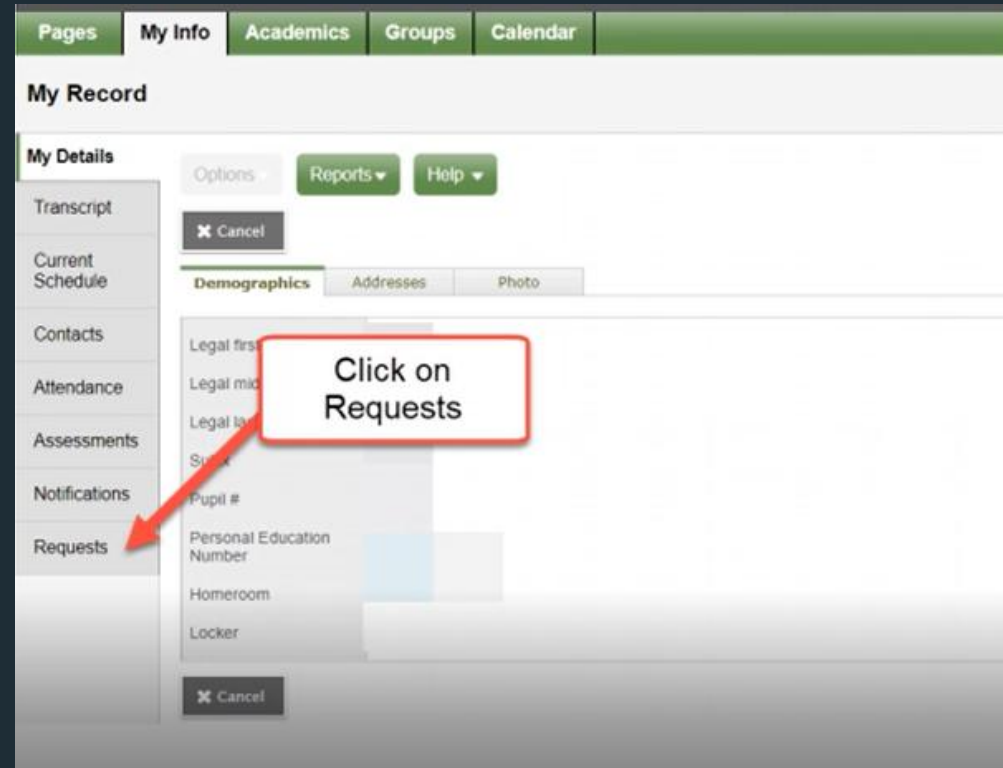
Use Safari, Edge or Firefox

STEP 2

Click on Top Tab “**My Info**”



On the left-hand side of the screen, you will see a tab called **“Requests”** - click on this



- Once you click on **Requests** you will be taken to a description of your next year's courses. You should see **"Welcome Grade 9"**. Under the tab option you should see that you're in entry mode to select courses

Instructions

GRADE [dropdown menu]

Welcome! We hope you are excited for the year ahead.

The timetable is based on your requests, therefore the choices you make are permanent.

Please refer to your course programming sheet as a guide. You should be entering the courses from your signed course programming sheet.

Please read through the Course Calendar and choose your courses carefully as the timetable is built based on the choices you make now. In the fall, there may not be space to allow result in the course not being offered.

All grade 9 students take a minimum of 8 courses - 4 required courses and 4 electives. (You will also select 2 alternates in priority order in case you cannot be programmed into one of your choices.)

* Honours, EAL, adapted and alternate programs will be assigned by counsellors based on assessment and teacher recommendations.

SCIENCE COOP: YOUR COUNSELLOR WILL NEED TO ENTER YOUR COOP COURSES

- Please select 1 electives from the elective menu (You must have the prerequisite for your electives. For example, you can not take Drawing and Painting 11 if you have not taken I
- Band and Choir are considered extra courses. You would take Band or Choir in addition to your 8 classes.
- Please select 2 alternate electives from above in priority order in case you cannot be programmed into your first choice.

Primary requests

Subject Area	Request	School/Course > Description
[Select...]	Required Courses	
[Select...]	Electives	
[Select...]	ESL and LC	

- Read through the instructions.
- Under **"Required Courses"** you will see all courses available that are required for your grade level.

MATCH YOUR SELECTIONS

in **MyEd** with the ones you made on the **Course Planning Form**. Course codes are included on the paper form to make matching easier.

The screenshot shows a web-based course selection interface. At the top, a search bar contains '1.20 |MFOM-11'. Below it, a dropdown menu is open, showing a list of course options: '1.20 |MFOM-11' (highlighted in blue), '2.180 |JLCF-11', and '3.300 |MWH-12'. A red box with the text 'Find more courses by' has arrows pointing to the search bar and the dropdown menu. Below the dropdown, a table lists various courses with checkboxes in the 'Select' column. A red box with the text 'Select for a course (choose as many as the instructions indicate)' has an arrow pointing to the checkbox for 'MCH--11'. At the bottom of the interface, there are 'OK' and 'Cancel' buttons. A red box with the text 'Click OK once you are finished' has an arrow pointing to the 'OK' button.

Select	Course Code	Course Description	Prerequisite	Status
<input type="checkbox"/>	1.20 MFOM-11	FOUNDATIONS OF MATHEMATICS 11	Regular	4.0
<input type="checkbox"/>	2.180 JLCF-11	CALCULUS 11	Regular	4.0
<input type="checkbox"/>	3.300 MWH-12	CALCULUS 11	Regular	4.0
<input type="checkbox"/>	MPREC11H	PRE-CALCULUS 11	Regular	4.0
<input type="checkbox"/>	MPREC11P	PRE-CALCULUS 11	Regular	4.0
<input type="checkbox"/>	MCH--11	CHEMISTRY 11	Regular	4.0
<input type="checkbox"/>	MCH--11P	CHEMISTRY 11	Regular	4.0
<input type="checkbox"/>	MPH--11	PHYSICS 11	Regular	4.0
<input type="checkbox"/>	MPH--11P	PHYSICS 11	Regular	4.0
<input type="checkbox"/>	MESC-11	EARTH SCIENCE 11	Regular	4.0
<input type="checkbox"/>	FCMCL12	CHEMISTRY 12	Regular	4.0

- Select 2 Alternates under *Alternate requests*
- Once you have selected all your courses, hit **POST!**

The image shows a screenshot of a web form titled "Alternate requests". The form has a table with columns for "Subject area" and "SchoolCourse > Descript". Below the table is a "Select..." button with a hand icon. A red box highlights the "Select..." button with the text "Select 2 Alternates" and an arrow pointing to the button. Below the table is a "Notes for counsellor" section with a text area containing the text "Please speak to your counsellor directly rather than using this feature". A red box highlights this text. At the bottom of the form is a "Post" button with a document icon. A red box highlights the "Post" button with the text "Once you are finished and are happy with your sections, hit POST." and an arrow pointing to the button.

Alternate requests

Subject area	SchoolCourse > Descript
Select...	Electives

Notes for counsellor

Please speak to your counsellor directly rather than using this feature

Post

Once you are finished and are happy with your sections, hit POST.



Due date:

Friday, February 21

Please hand in your **Course Planning Form** to your counsellor. There is a box for this next to **Ms. Chittenden's** office door in the Counselling Suite once you have completed in MyEd and make sure the selections **MATCH**. The courses you selected in MyED should be the same courses you selected on your Course Planning Form.

Semester 2 - GOAL Setting

S

Specific

The objective details exactly what needs to be done

M

Measurable

The objective's achievement or progress can be measured

A

Achievable

The objective is accepted by those responsible for achieving it

R

Realistic

The objective is possible to attain

T

Time-bound

The time period for achieving the objective is clearly stated



My semester 2 goal:
