

Board of Education
SCHOOL DISTRICT NO.39 (VANCOUVER)

Schedules as required by

The Financial Information Act

For the period 2015 July 01 to 2016 June 30

**SCHEDULES AS REQUIRED BY THE
FINANCIAL INFORMATION ACT**

TABLE OF CONTENTS

1.	Management Report	2
2.	Schedule of Debts	3
3.	Schedule of Guarantee and Indemnity Agreements	4
4.	Schedule of Severance Agreements	5
5.	Schedule of Remuneration and Expenses	6
6.	Schedule of Payments for the Provision of Goods and Services	47
7.	Reconciliation of Schedules of Remuneration and Expenses and Goods and Services to the Audited Financial Statements	59
8.	2015-2016 Financial Statements	60




SCHOOL DISTRICT 39 STATEMENT OF FINANCIAL INFORMATION (SOFI)

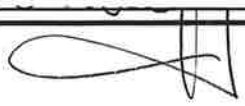
6049

<small>SCHOOL DISTRICT NUMBER</small>	<small>NAME OF SCHOOL DISTRICT</small>	<small>YEAR</small>
39	Vancouver	2015/2016
<small>OFFICE LOCATIONS</small>		<small>TELEPHONE NUMBER</small>
		604-713-5000
<small>MAILING ADDRESS</small>		
1580 West Broadway		
<small>CITY</small>	<small>PROVINCE</small>	<small>POSTAL CODE</small>
Vancouver	BC	V6J 5K8
<small>NAME OF SUPERINTENDENT</small>		<small>TELEPHONE NUMBER</small>
John Lewis		604-713-5000
<small>NAME OF SECRETARY-TREASURER</small>		<small>TELEPHONE NUMBER</small>
Guy Bonnefoy		604-713-5000

DECLARATION AND SIGNATURES

We, the undersigned, certify that the attached is a correct and true copy of the Statement of Financial Information for the year ended 2013 June 30 for School District No. 39 (Vancouver) as required under Section 2 of the Financial Information Act.

<small>SIGNATURE OF CHAIRPERSON OF THE BOARD OF SCHOOL TRUSTEES</small>	<small>DATE SIGNED</small>
	DEC: 14 2016
<small>SIGNATURE OF SUPERINTENDENT</small>	<small>DATE SIGNED</small>
	Dec. 14, 2016
<small>SIGNATURE OF SECRETARY-TREASURER</small>	<small>DATE SIGNED</small>
	Dec 14/16



**STATEMENT OF FINANCIAL INFORMATION
SCHOOL DISTRICT NO.39 (VANCOUVER)
FISCAL YEAR ENDED JUNE 30, 2016**

MANAGEMENT REPORT

The Financial Statements contained in this Statement of Financial Information under the *Financial Information Act* have been prepared by management in accordance with Canadian Generally Accepted Accounting Principles and the integrity and objectivity of these statements are management's responsibility.

Management is also responsible for all the other schedules of financial information and for ensuring that this information is consistent, where appropriate, with the information contained in the financial statements and for implementing and maintaining a system of internal controls to provide reasonable assurance that reliable financial information is produced.

The Board of Education is responsible for ensuring that management fulfils its responsibilities for financial reporting and internal control and for approving the financial information included in the Statement of Financial Information.

The external auditors, Office of the Auditor General, conduct an independent examination, in accordance with generally accepted auditing standards, and express their opinion on the financial statements as required by the *School Act*. Their examination does not relate to the other schedules of financial information required by the *Financial Information Act*. Their examination includes a review and evaluation of the board's system of internal control and appropriate tests and procedures to provide reasonable assurance that the financial statements are presented fairly.

On behalf of School District No.39 (Vancouver)

✓ John Lewis
Acting Superintendent
December 2016

Guy Bonnéfoy
Interim Secretary Treasurer
December 2016

This statement is prepared pursuant to the Financial Information Regulation, Schedule 1, Section 9.

SCHEDULE OF DEBTS

Information on all long term debt is included in the Notes of the School District Audited Financial Statements.

This statement is prepared pursuant to the Financial Information Regulation, Schedule 1, Section 4.

SCHEDULE OF GUARANTEE AND INDEMNITY AGREEMENTS

School District No.39 (Vancouver) has not given any guarantee or indemnity under the Guarantees and Indemnities Regulation.

This statement is prepared pursuant to the Financial Information Regulation, Schedule 1, Section 5.

STATEMENT OF SEVERANCE AGREEMENTS

There were two severance agreements under which payment commenced between School District No.39 (Vancouver) and its non-unionized employees during fiscal year 2015-2016.

This statement is prepared pursuant to the Financial Information Regulation, Schedule 1, Subsection 6(7).

Schedule of Remuneration and Expenses

<u>Elected Officials</u>			<u>Remuneration</u>	<u>Expenses</u>
Alexander	Joy	Trustee	\$ 26,975.61	\$ -
Bacchus	Patricia	Trustee	26,975.61	-
Ballantyne	Fraser	Trustee	27,983.81	2,245.38
Fraser	Janet	Trustee	26,987.45	940.70
Lombardi	Michele	Trustee	28,161.36	968.20
Noble	Penelope	Trustee	26,963.77	1,092.20
Richardson	Christopher	Trustee	26,975.61	1,654.31
Robertson	Stacy	Trustee	26,975.61	519.72
Wong	Allan	Trustee	26,975.61	546.90
			<u>\$ 244,974.44</u>	<u>\$ 7,967.41</u>

<u>Employees with Remuneration Exceeding \$75,000</u>			<u>Remuneration</u>	<u>Expenses</u>
Abersold	Judith	Speech Language Pathothogist	\$ 87,497.56	\$ -
Adamovich	Marta	Teacher On Call Limited - Sec	84,805.14	40.00
Adams	James	Elementary Principal	113,624.91	-
Adams	Barbara	Teacher Elementary	87,275.74	40.00
Adams	Sheri	Teacher Elementary	85,948.54	85.00
Adams	Susan	Teacher Elementary	84,787.84	-
Adams	Sarah	Teacher Elementary	79,960.71	-
Adams	Barbara	Teacher Elementary	79,257.79	230.00
Adrian	Vanessa	Teacher Elementary	84,792.17	150.00
Adrian-Hamazaki	Edward	Teacher Secondary	84,817.74	6.00
Aelbers	Tony	Electrician	83,579.54	-
Afan	Raymond	Project Manage - Facilities	91,157.45	47.03
Affleck	Jodie	Teacher Elementary	78,421.93	165.00
Agius	Lisa	Teacher Secondary	75,432.72	-
Akeroyd	William	AE Instructor Structured Cours	76,304.46	141.50
Akrap	Nicky	Secondary Vice-Principal	113,227.91	-
Alain	Claudette	Elementary Principal	104,583.38	3,258.23
Alary	Dale	Analyst	83,219.69	13.75
Albrecht	Michael	Teacher Secondary	85,918.24	-
Albutat	Jennifer	Teacher Elementary	92,681.29	-
Alderman	Christopher	Manager, Staffing	97,784.95	266.60
Alexander	Janet	Teacher Elementary	83,498.80	150.00
Alexander	Stacey	HR Advisor	81,613.80	11.00
Algas-Latorre	Fernando	Area Counsellor - Elem	88,511.17	-
Ali	Seema	Teacher Secondary	89,550.88	-
Ali Shaw	Shareeda	Teacher Elementary	85,948.54	100.00
Aliphtiras	Georgia	Teacher Elementary	78,402.26	154.01
Alkalay	Andrea	Teacher Secondary	89,450.82	70.00
Allan	Lisa	Teacher Elementary	79,964.79	30.00
Allen	Chris	Supervisor-Risk Management	92,125.66	70.59
Allen	Jeff	Electrician	87,743.32	-
Alley	Frances	Special Education - Sec	94,144.78	-
Allina	Michael	Teacher Secondary	85,948.54	-
Allison	Heather	Teacher Elementary	92,892.82	-
Alstad	Gregory	Teacher Elementary	85,957.25	-
Altman	Jennifer	Teacher Elementary	84,830.67	-
Alvares	Anne	Teacher Secondary	89,818.63	-
Ambrose	Dale	Summer School Administrator	100,194.17	18.00

Amos	Kevin	Supervisor-Learning InfoTech	81,311.17	14.04
An	Paul	Teacher Elementary	85,918.24	-
Andersen	Ronald	Carpenter	80,112.94	-
Anderson	Barbara	Education Coordinator	82,816.20	10.86
Andres	Monica	Teacher Elementary	85,948.54	165.00
Andrews	Linda	Teacher Elementary	85,071.90	-
Anema	Melissa	Teacher Elementary	78,429.93	-
Ang	Genalyne	Teacher Elementary	88,080.27	75.00
Angel-Lara	Angela	Teacher Elementary	78,398.28	-
Annas	Richard	Teacher Secondary	84,379.80	-
Appel	Frederick	Teacher Secondary	90,645.36	153.73
Appleton	Karen	Teacher Elementary	78,421.93	-
Aprim	Benjamin	Teacher Secondary	82,055.89	-
Arbez	Louise	Teacher Elementary	82,993.37	40.00
Archbould	Nancy	Teacher Secondary	80,581.68	40.29
Archer	Liza	Teacher Elementary	84,787.84	-
Archer	Christopher	Teacher Elementary	78,421.93	-
Arduini	Anabela	Teacher Elementary	84,787.84	-
Arkiletian	Robert	Teacher Secondary	84,787.84	-
Armitage	Marla	Teacher Elementary	84,374.55	697.00
Arnold	Yann	Special Education - Sec	87,383.18	66.00
Arnold	Leslie	Teacher Secondary	84,423.93	200.00
Arvanitis	Aphrodite	Teacher Elementary	84,787.84	105.00
Asai	Cynthia	Teacher Elementary	82,573.68	-
Ascher	Christopher	Teacher Secondary	85,217.74	-
Ashburner	Ashlee	Teacher Elementary	84,405.11	-
Ashdown	Joanne	Special Education - Elem	78,560.69	-
Asmoucha	Samuel	Teacher Elementary	84,817.74	50.00
Atkinson	Christopher	Sec Dist Principal Field Serv	135,742.57	2,983.69
Atkinson	Laura	Teacher Elementary	78,028.02	-
Atterton	Carl	Teacher Elementary	78,999.12	-
Au	Henry	Elementary Principal	108,480.41	630.00
Aubichon	Franklin	Teacher Secondary	85,918.24	-
Aucoin	Suzanne	Teacher Elementary	81,404.53	-
Aulakh	Harkiran	Teacher Secondary	82,764.36	-
Aweida	Dana	Teacher Elementary	85,966.02	-
Bach	David	Secondary Vice-Principal	113,228.91	800.00
Backerman	Linda	Teacher Elementary	84,817.74	50.00
Baerg	Julie	Teacher Secondary	75,419.70	-
Bailey	Jack	Administrator On Call	133,064.53	-
Bailey	Melanie	Teacher Elementary	84,787.84	-
Baillie	Alexander	Teacher Secondary	75,775.00	-
Bain	Deirdre	Teacher Elementary	84,787.84	-
Bains	Ranjit	Secondary Vice-Principal	112,849.23	-
Bains	Surbjit	Summer School Administrator	94,184.46	12.00
Bains	Suman	Teacher Secondary	78,268.36	-
Baird	Cecil	Teacher Secondary	86,998.11	-
Baker	Lorraine	Elementary Vice-Principal	99,783.78	-
Bakken	Lorraine	Teacher Elementary	80,360.71	304.62
Ballarin	Ricardo	Teacher Secondary	91,117.83	-
Balzarini	Sharon	Teacher Elementary	85,918.22	-
Bannister	Marta	Supervisor - LIT	75,571.87	-
Barber	Catherine	Teacher Elementary	78,394.28	-
Barclay	Jill	Teacher Elementary	88,618.21	111.00
Baron	Tara	Teacher Secondary	78,394.28	-
Baron	Tanya	Teacher Secondary	78,221.96	-

Barre	Marc	Teacher Secondary	84,830.39	-
Barros	Melania	Teacher Elementary	78,429.89	-
Bartha	Patricia	Teacher Elementary	77,996.48	105.00
Bartlett	Steven	Teacher Elementary	86,553.55	-
Bartlett	Gretchen	Teacher Elementary	77,990.34	-
Bassi	Baldeep	Teacher Secondary	77,903.56	-
Basso	Maririta	Teacher Elementary	84,787.84	-
Batchelor	Bernice	Teacher Elementary	84,830.72	50.00
Batista	Carmen	Manager 2 - Human Resources	127,470.18	216.60
Bauder	Aynslee	Teacher Elementary	83,969.93	-
Baulcomb	Craig	Provl Resource Program - Elem	88,960.39	890.86
Bautista	Edwin	Teacher Elementary	82,619.16	45.00
Baxter	Ian	Teacher Secondary	87,701.83	-
Bayne	Norma	Teacher Elementary	84,893.03	45.00
Beadle	Evelyn	Teacher Elementary	78,394.28	95.00
Beamish	Wendy	Teacher Secondary	78,421.93	13.00
Bean	Roxanne	Teacher Secondary	85,898.16	-
Beatch	Patricia	Manager, Employee Wellness	94,601.98	-
Beaton	Gregory	Teacher Secondary	78,429.89	-
Beattie	Karen	Teacher Elementary	78,394.28	-
Beaucock	Kim	Teacher Secondary	93,006.76	150.00
Beaudry	Cheryl	Teacher Elementary	85,301.18	-
Beck	Daphne	Teacher Elementary	78,394.28	-
Becker	Robin	Teacher Elementary	86,903.70	23.57
Bedard	Marie-Claude	Teacher Elementary	78,410.24	-
Beeman	Jill	Teacher Elementary	78,021.99	-
Begg	Leslie	Teacher Secondary	78,190.31	-
Beharry	Peter	Teacher Secondary	85,918.24	-
Belanger	Daniel	Elementary Vice-Principal	99,683.48	-
Belecos Shaw	Anastasia	Teacher Elementary	78,402.24	45.00
Bell	Brian	Assistant Manager - Operations	106,584.53	-
Bell	Erin	Teacher Elementary	85,952.90	-
Bell	Robert	Teacher Elementary	85,397.01	-
Bell	Elizabeth	Teacher Elementary	84,817.74	41.50
Belliveau	Susan	Teacher Elementary	79,904.48	-
Bemister	Jesse	Teacher Elementary	90,119.99	-
Bender	Erin	Teacher Elementary	85,948.54	215.00
Benedet	Loreen	Teacher Elementary	78,394.28	-
Bennett	June	Teacher Elementary	84,787.84	115.00
Benson	Alexander	Teacher Secondary	78,425.91	31.65
Benson	Mara	Teacher Secondary	78,406.28	-
Bercic	Thomas	Teacher Secondary	85,918.24	-
Bergant	Lydia	Psychologist - Elem	89,312.36	50.00
Berger	Fiona	Teacher Elementary	84,787.84	-
Bergeron	Ronald	District Principal	119,600.10	-
Bernauer	Karin	Teacher Elementary	85,918.24	102.00
Berner	Christiane	Teacher Elementary	83,293.63	609.16
Best	Rosalyn	Teacher Secondary	88,135.85	270.00
Biela	Pamela	Area Counsellor - Elem	79,535.22	146.22
Bierbrier	Linda	Teacher Elementary	78,418.15	-
Biggs	Sharon	Teacher Elementary	85,918.24	-
Bigioli	Angela	Teacher Secondary	90,029.37	-
Bildstein	Lucia	Teacher Elementary	78,421.93	172.57
Biln	David	Teacher Elementary	92,205.70	-
Bilodeau	Shane	Teacher Elementary	85,935.70	23.00
Bilodeau	Stephanie	Teacher Elementary	78,454.82	-

Binder	Anita	Teacher Secondary	84,826.35	-
Bion	Elizabeth	Teacher Elementary	78,394.28	-
Bird	Lora	Teacher Elementary	85,948.54	13.00
Bird	Naomi	Teacher Secondary	80,467.20	-
Birk	Leana	HR Advisor	82,457.30	1,494.00
Birkenhead	Sandra	Teacher Secondary	85,948.54	99.00
Birks	Carole	Teacher Secondary	86,993.44	-
Bishop	Kelly-Anne	Special Education - Elem	86,087.99	-
Bisset	Heather	Teacher Elementary	78,425.91	-
Black	Paul	Teacher Elementary	84,813.70	-
Blackman	Hugh	Elementary Principal	124,123.70	2,702.81
Blaikie	Antony	Teacher Secondary	77,028.02	60.00
Blair	Sonia	Secondary Vice-Principal	89,783.39	-
Blake	Karen	Coordinator - Career Programs	91,988.00	-
Bland	Charmian	Teacher Elementary	85,392.68	-
Bleiker	Carey	Coord-Asbestos Abatement	86,412.95	-
Bleiker	Earl	Heat & Frost Insulator	75,786.29	-
Block	Ellen	Teacher Elementary	78,394.28	-
Bodden	Robert	Elementary Principal	124,952.40	26.00
Bodnaruk	Elena	Teacher Elementary	84,612.04	147.84
Bohl	Bonnie	Special Education - Sec	84,611.05	413.75
Boily	Brigitte	Teacher Elementary	78,394.28	-
Boissy	Leo	Teacher Secondary	88,106.41	-
Boitard	Daniel	Teacher Elementary	78,425.91	-
Bolanos	Jessica	Special Education - Sec	78,457.39	75.00
Bolegoh	Sandra	Teacher Elementary	83,914.07	-
Bolianaz	Michael	Elementary Vice-Principal	99,770.78	-
Bolton	S. Ann	Summer School Administrator	101,077.41	15.00
Bolton	Wyatt	Teacher Secondary	77,787.90	-
Bombino	Giovanna	Teacher Secondary	80,573.78	40.00
Bonnis	Elisha	Teacher Elementary	85,948.54	-
Bonvillain	Lynda	Mgr - Student Support Services	84,216.91	-
Boomer	Brian	Carpenter	80,826.08	-
Bordon	Robert	Teacher Secondary	84,554.48	130.00
Borg	Tammy	Teacher Elementary	91,474.90	-
Borges	Danny	Teacher Secondary	87,242.00	-
Borsato	Justin	Teacher Elementary	78,394.28	-
Boschung	Sallie	Area Resource - Elem	88,338.57	993.15
Bosello	Kelly	Teacher On Call Limited - Sec	87,246.20	20.00
Bouchard	Helene	Teacher Elementary	78,421.93	-
Boucher	Robert	Special Education - Sec	85,998.30	-
Boulding	Nicholas	Special Education - Sec	82,863.68	-
Boulet	Ariel	Teacher Secondary	84,830.79	52.50
Bourque	Nancy	Elementary Vice-Principal	97,981.30	300.44
Bowden	Virginia	Teacher Gifted Program	78,406.22	195.00
Boylan	Brenda	Teacher Elementary	85,120.45	50.00
Boyle	Thelma	School & Student Support B	90,058.26	-
Brack	Donna	AE Instructor	91,090.04	-
Bradley	Agnes	Teacher Elementary	85,926.96	330.75
Bramhoff	Anita	Teacher Elementary	85,469.14	50.00
Bratberg	Ian	Teacher Secondary	77,077.85	-
Braun	Jennifer	Teacher Secondary	89,595.56	200.00
Braun	Barton	Teacher Elementary	85,944.54	-
Braun	David	Teacher Secondary	83,756.79	-
Braverman	Michael	Teacher Secondary	85,918.24	-
Bray	Kelvin	Painter	80,154.45	-

Breault	Marie	Teacher Secondary	78,394.28	-
Breden	Morgan	Teacher Secondary	80,573.72	-
Bredin	Shauna	Teacher Elementary	78,421.93	-
Brendzy	Raymond	Teacher Elementary	85,422.85	-
Brennan	Nancy	Associate Superintendent	144,267.12	7,123.94
Breslauer	Klaus	Teacher Secondary	75,525.53	-
Breslin	Brian	Teacher Elementary	78,394.28	-
Bretherton	Sarah	Teacher Secondary	84,830.74	-
Breton	Lorraine	Teacher Secondary	89,582.25	268.36
Brett	Allison	Teacher Secondary	85,385.46	325.00
Bring	Dara	Supervisor - Maintenance	93,045.03	281.75
Brion	Peter	Teacher Secondary	77,001.55	-
Brix	Patricia	Psychologist - Elem	76,983.52	50.00
Broadbent	Marion	Elementary Principal	124,944.44	1,883.62
Broman	Pamela	Teacher Elementary	78,394.28	175.00
Bromige	Christopher	Special Education - Sec	84,787.84	-
Bromley	Lindsay	Teacher Elementary	75,439.88	-
Brooks	Margaret	Teacher Secondary	82,026.96	-
Brothers	Sheelagh	Teacher Elementary	78,219.34	-
Brown	Roderick	Teacher Secondary	105,156.61	66.25
Brown	Jesse	Elementary Vice-Principal	99,093.89	-
Brown	Leanne	Teacher Secondary	84,412.92	-
Brown	Jane	Teacher Elementary	83,078.85	252.00
Brown	Angela	Mentor Secondary	80,730.59	-
Brown	Dana	Teacher Secondary	75,227.01	-
Brownrigg	Richard	Teacher Secondary	84,817.74	-
Bruichert	Walter	Teacher Elementary	85,970.34	45.00
Brumwell	Craig	Teacher Secondary	92,892.84	-
Bruyere	Johnathon	Teacher Elementary	78,394.28	-
Bryce	Keith	Teacher Elementary	85,405.66	-
Buis	Kenneth	AE Instructor Structured Cours	89,723.20	-
Buium	Gregory	Teacher Secondary	85,486.55	200.00
Burd	Rosemary	Teacher Elementary	81,499.48	-
Burdon	Shirley	Teacher Secondary	86,255.22	200.00
Burkett	Danielle	Teacher Elementary	84,813.79	-
Burnell	Bonnie	Teacher Secondary	87,367.44	-
Burnham	W. Jim	Secondary Principal	121,817.56	-
Burton	Shannon	Elementary Principal	110,927.35	-
Buss	Michael	Machinist	79,679.31	-
Buteau	C Leann	Secondary Vice-Principal	113,224.91	-
Butler	Vivian	Teacher Elementary	83,978.52	10.00
Butler	Joelle	Teacher Elementary	78,402.24	75.00
Bylsma	Alan	Teacher Secondary	84,195.25	-
Byrne	Jennifer	Teacher Elementary	89,681.67	-
Byrne	Meghan	Teacher Secondary	77,721.71	230.00
Byron	Shane	Teacher Secondary	85,957.26	-
Cabrone	Elvi	Teacher Elementary	86,461.16	65.00
Caluori	Joanna	Teacher Elementary	78,398.26	130.00
Calvert	Kyle	Teacher Elementary	84,817.74	125.00
Cameron	Steven	Secondary Principal	130,850.44	2,200.00
Cameron	Ruth	Teacher Elementary	85,918.24	-
Cameron	Glenn	Teacher Secondary	78,394.28	-
Cameron	Jane	Teacher Elementary	77,676.99	-
Campbell	Sandra	Psychologist - Elem	92,128.39	50.00
Campbell	Joshua	Set BC Provincial - Sec	80,642.25	4,124.59
Campbell	Shawn	Teacher Elementary	78,421.93	23.99

Campbell	James	Teacher Secondary	77,598.55	-
Campos	Nancy	Teacher Secondary	78,460.93	-
Cancar	Miya	Teacher Secondary	78,781.49	-
Candido	Marnie	Teacher Elementary	86,907.76	45.00
Canning	Gregory	Teacher Elementary	84,830.65	-
Cannon	Ian	Elementary Principal	113,632.77	-
Cantelon	Amanda	Teacher Gifted Program	78,406.28	-
Cantor	Diana	Teacher Elementary	79,151.54	40.00
Cantor	Cheryl	Teacher Elementary	75,226.76	65.00
Caparas	Maria	Administrative Coordinator	90,112.35	-
Car	Susie	Elementary Principal	113,366.20	-
Cardoso	Floraza	HR Advisor	81,627.30	1,541.95
Carelse-Borzel	Esther	Teacher Secondary	85,957.49	-
Cargo	Stacy	Teacher Elementary	78,394.28	-
Carle	Laura	Teacher Elementary	84,787.84	-
Carlick	Frances	Teacher Elementary	85,187.84	-
Carlton	Joanne	Teacher Elementary	84,805.10	140.00
Carmichael	Mark	Teacher Secondary	91,838.62	130.00
Caros	Jennifer	Psychologist - Elem	88,481.21	-
Carrara	Daniele	Teacher Elementary	80,780.40	-
Carrell	Christopher	Plumber	78,342.29	-
Carrier	Joseph	Teacher Elementary	78,407.28	-
Carry	Suzanne	Teacher Elementary	84,787.84	-
Carson	Jodine	Teacher Elementary	84,927.24	139.50
Carswell	Ankie	Elementary Vice-Principal	99,736.25	-
Cartwright	Ellen	Teacher Elementary	85,948.54	-
Carver	Connie	Elementary Principal	113,632.84	-
Cassidy	Yvette	Teacher Elementary	84,861.00	-
Cassidy	James	Teacher Secondary	78,410.28	-
Cassie	Ross	Elementary Principal	124,944.44	-
Cassie	Laurie	Teacher Elementary	85,983.61	-
Casson	Ruth	Teacher Elementary	78,696.72	205.00
Castellarin	Christopher	Teacher Elementary	85,918.24	42.00
Castilho	Vagner	Teacher Secondary	78,406.24	-
Castro	Karla	Teacher Secondary	87,667.68	45.15
Catalano	Laurena	Teacher Elementary	78,223.00	-
Cauchon	Linda	Teacher Elementary	78,410.19	-
Caulfield-Malkin	Bonnie	Area Counsellor - Elem	77,483.70	-
Cavanagh	Darrell	Elementary Principal	124,944.44	-
Cavanagh	Michelle	Teacher Elementary	78,021.99	45.00
Caverzan	Renata	Teacher Elementary	85,918.24	229.87
Cavezza	Tammy	Teacher Elementary	78,394.28	40.00
Cavin	Edwin	Teacher Elementary	82,654.96	45.00
Celle	Roberta	Teacher Elementary	83,639.62	-
Chalmers	Holly	Teacher Secondary	97,253.59	123.00
Chamberlain	James	Elementary Vice-Principal	99,600.03	2,949.54
Chan	Michael	Summer School Administrator	93,187.48	167.00
Chan	Paul	Teacher Secondary	87,089.53	-
Chan	Harinder	Teacher Secondary	85,979.13	-
Chan	Colin	Teacher Elementary	85,948.54	-
Chan	Judy	Teacher Secondary	85,918.24	-
Chan	Vivian	Teacher Elementary	84,826.35	-
Chan	Genevieve	Teacher Elementary	84,796.45	-
Chan	Yong Yong	Teacher Elementary	84,588.86	65.00
Chan	Sylvia	Teacher Secondary	81,957.93	10.00
Chan	Jennie	Teacher Secondary	78,407.28	10.00

Chang	Albert	Teacher Secondary	88,420.52	130.00
Chang	Donald	Teacher Secondary	86,190.97	-
Chang	Lisa	Teacher Secondary	78,656.96	-
Chang	Irma	Teacher Elementary	78,394.28	150.00
Chan-Henry	Gregory	Teacher Secondary	85,935.73	-
Charette	Jacinthe	Teacher Elementary	85,036.14	-
Chau	Tammie	Teacher Elementary	81,522.16	190.00
Chau	Johnny	Electrician Apprentice	77,253.27	-
Chee	Cynthia	Teacher Elementary	84,140.89	50.00
Chelladurai	Arockiam	Teacher Secondary	78,394.28	10.00
Chen	Bell	Distance Education - Sec	99,339.02	-
Chen	Pamela	Teacher Secondary	85,935.77	180.00
Chen	Hattie	Teacher Secondary	84,964.13	250.00
Chen	Hsin-Hou	Teacher Secondary	75,204.84	-
Cheng	Colin	Set BC Provincial - Sec	88,531.68	2,047.23
Chenoweth	Matthew	Teacher Secondary	80,046.08	-
Chevreau	David	Teacher Secondary	87,263.65	-
Chew	Shirley	Teacher Secondary	78,465.90	-
Chiang	Musica	Technical & Resource Support D	103,120.49	60.40
Chiang	Po Yu	Teacher Secondary	85,918.24	-
Chiasson	John	Teacher Elementary	88,959.54	-
Chin Petersen	Jenny	Elementary Principal	124,944.44	-
Chiu	Chi Kin	Elementary Vice-Principal	97,149.54	-
Chiu	Francis	Teacher Elementary	78,394.28	-
Cho	David	Teacher Secondary	90,308.71	-
Choi	James	Teacher Secondary	88,997.79	-
Choi	Michael	Teacher Secondary	82,068.89	125.00
Chong	Linda	Teacher Secondary	85,918.24	125.00
Chong	Vickie	Teacher Elementary	78,406.26	80.00
Chong	Philip	Teacher Elementary	78,338.97	-
Choo	Donna	Teacher Secondary	78,394.28	10.00
Chow	Gordon	Teacher Secondary	91,045.00	10.00
Chow	Lana	Teacher Secondary	86,838.58	-
Chow	Shirley	Teacher Elementary	84,792.14	-
Chow	Karen	Teacher Elementary	84,787.84	51.65
Chow	Allan	Teacher Secondary	83,688.50	-
Chow	Stella	Teacher Elementary	78,622.09	155.00
Chow-Humphries	Mary	Teacher Elementary	80,821.84	-
Choy	Liza	Teacher Elementary	91,066.54	97.65
Christison	Lynn	Teacher Elementary	77,584.57	-
Chrzastowski-Wachtel	Pawel	Teacher Secondary	87,815.17	125.00
Chu	Jennifer	Teacher Elementary	80,808.89	20.00
Chua Martinez	Armando	Perm Sub - Sec	75,013.00	45.00
Chuaqui	Maria	Teacher Secondary	78,394.28	-
Chung	Jeeyeon	Teacher Elementary	78,394.28	-
Chuu	Carol	Teacher Secondary	94,188.60	13.00
Ciarniello	Maureen	Associate Superintendent	137,454.99	539.93
Ciwko	Teena	Teacher Elementary	85,918.24	-
Clark	Denise	Teacher Secondary	76,866.34	168.00
Clark	Gavin	Coordinator - Community School	76,444.64	1,366.34
Clarke	Elizabeth	Teacher Elementary	84,817.74	-
Clay-Smith	Geoffrey	Teacher Secondary	78,421.93	41.50
Clifton	Robert	Teacher Elementary	77,994.34	-
Cloutier	John	Teacher Elementary	79,932.52	-
Clutchey	Corrie	Teacher Secondary	77,277.44	-
Coates	Helen	Teacher Secondary	90,089.67	156.45

Coderre	Stephen	Special Education - Sec	86,102.24	-
Codrington	Angela	Teacher Elementary	78,421.93	667.80
Coelho	Andrew	Summer School Administrator	84,249.72	-
Coflin	Karen	Secondary Vice-Principal	112,714.02	2,142.44
Cohen	Sharon	Teacher Elementary	78,394.28	-
Coleman	Janet	Teacher Elementary	84,813.70	24.00
Collins	George-Ann	Teacher On Call Limited - Sec	89,550.65	75.00
Collins	P-J Sarah	Teacher Elementary	78,421.93	20.00
Colpitts	J	Teacher Elementary	80,744.00	-
Colvin	Norine	Teacher Elementary	85,970.41	-
Comfort	Carol	Transition Teacher - Elem	85,948.54	-
Conklin	Marnie	Teacher Elementary	78,406.10	-
Connaughton	William	Teacher Elementary	80,507.65	-
Conrad	Danielle	Teacher Elementary	86,348.54	120.38
Conzon	Grant	Steamfitter	80,795.61	-
Coo	Duncan	Teacher Elementary	79,932.52	-
Cook	Jennifer	Supervisor - Food Services	97,824.55	13.00
Coombs	Edward	Teacher Elementary	84,822.45	-
Cooper	Romy	Summer School Administrator	89,328.52	33.00
Coopersmith	Valerie	Elementary Principal	125,344.44	300.00
Coopersmith	David	Provl Resource Program - Sec	86,365.98	-
Corcoran	Theresa	Coordinator - Community School	75,152.08	1,500.00
Cordoni	Christopher	Teacher Secondary	86,799.24	200.00
Cormack	Mark	Elementary Vice-Principal	98,036.81	-
Cormier	Denise	Teacher Secondary	78,394.44	41.50
Correia	Grace	Teacher Secondary	78,722.00	-
Corsi	Viviana	Teacher Elementary	76,802.91	-
Cortens	John	Elementary Principal	107,777.45	2,527.37
Cosgrove	Lynne	Area Counsellor - Elem	88,486.37	-
Costa	Maria	Teacher Elementary	85,918.24	-
Costea	Kenneth	Teacher Elementary	78,421.93	-
Cote	Lyse	Teacher Elementary	76,586.98	-
Cotton	Graeme	Teacher Elementary	85,948.54	-
Cottrell	Judy	Teacher Elementary	82,612.62	-
Cottrell	Mary	Teacher Elementary	78,402.28	65.00
Coungny	Benjamin	Teacher Secondary	80,780.40	130.00
Coulter	Colleen	Teacher Elementary	78,394.28	-
Coulter-Boisvert	Kathryn	Teacher Elementary	78,394.28	-
Courage	Andrea	Teacher Elementary	76,741.38	-
Coutts	Graeme	Teacher Elementary	90,128.76	85.00
Coutts	Randy	Teacher Secondary	78,421.93	-
Cowin	Maureen	Facilities Planner	80,193.18	1,000.00
Craig	Noella	Teacher Elementary	84,132.16	30.00
Craik	Thomas	Teacher Elementary	85,952.90	-
Cramb	Eleanor	Area Case Manager	115,298.82	14.85
Crawford	Jan	Teacher Secondary	84,787.84	190.00
Creighton	Debra	Special Education - Elem	78,398.28	-
Crescenzo	Alfonso	Teacher Secondary	79,995.27	-
Crisp	James	Teacher Elementary	79,544.77	-
Crook	Leslie	Teacher Elementary	77,607.95	-
Cross	Mira	Teacher Secondary	86,352.64	-
Cuerrier	Alin	Teacher Secondary	85,873.54	-
Cullingworth	Erin	Teacher Secondary	77,494.32	310.00
Cultum	Irene	Teacher Elementary	78,421.93	30.00
Cumming	Wendy	Teacher Elementary	78,394.28	-
Cumming	Drew	Electrician	78,268.58	-

Cunha	Mario	Plumber	88,679.40	-
Da Silva	Pedro	Secondary Principal	130,303.96	168.30
Dabideen-Sonachansingh	Judy	Teacher Secondary	78,394.28	-
Dale	Joanne	Administrator On Call	76,886.77	125.00
Dalla-Zanna	Gaye	Teacher Elementary	78,414.21	20.00
Dallyn	Susan	Teacher Elementary	85,948.54	330.00
Danilovic	Tania	Teacher Elementary	81,508.59	-
Danylchuk	Daria	Area Resource - Sec	88,175.45	-
Danzig	Shani	Teacher Elementary	85,918.24	-
David	Carolyn	Teacher Elementary	84,195.25	-
Davidson	Margaret	Elementary Principal	124,944.44	-
Davidson	Marilyn	Teacher Elementary	86,912.07	230.00
Davies	Megan	Elementary Principal	99,671.25	-
Davies	D. James	Teacher Secondary	78,434.07	-
Davis	Aaron	Secondary Principal	128,003.60	-
Davis	Nathalie	Teacher Elementary	85,952.90	-
Davis	Denise	Special Education - Sec	78,394.28	-
Dawson	John	Sec Dist Principal Field Serv	127,107.15	573.60
De Iaco	Rosa	Special Education - Sec	88,674.24	140.00
De Jardin	Linda	Teacher Elementary	84,817.74	-
De Leon	Melani	Teacher Secondary	75,971.30	-
De Santis	Michael	Teacher Secondary	75,231.36	-
De Vall	Jennifer	Technical & Resource Support E	76,741.43	200.00
De Verteuil	Glenn	Teacher Elementary	84,787.84	270.00
De Vita	Kelly	Teacher Elementary	84,413.24	-
Dean	Tamara	Summer School Administrator	95,690.67	63.19
Delafenetre	Frederic	Teacher Secondary	82,890.56	-
DeLong	Ian	Teacher Elementary	81,199.97	195.00
Demarco	Dion	Teacher Secondary	78,421.93	-
Demers	Guy	Teacher Secondary	86,218.28	-
Demiris	Soultana	Teacher Elementary	86,903.46	343.78
Dempster	Kyle	Teacher Secondary	80,602.14	-
Dent	Susan	Teacher Elementary	78,410.25	115.00
Deo	Rajnil	Elementary Vice-Principal	99,770.78	-
Deragopian	Aida	Teacher Elementary	85,471.15	-
Derban	Elyssa	Set BC Provincial - Sec	79,138.83	517.25
Dermott	Michelle	Teacher Secondary	78,437.84	-
Derpak	David	Secondary Principal	133,064.53	897.80
Derreth	Eugene	Teacher Secondary	85,948.54	-
Des Mazes	Andrea	Teacher Secondary	84,787.84	-
Desai	Jagruti	Secondary Vice-Principal	107,456.56	-
Desai	Sathi	Teacher Elementary	77,186.46	-
Deschner	Wynn	Teacher Secondary	81,316.20	-
Desjarlais	Juanita	Aboriginal Ed Curr Consult	92,694.14	-
Desjarlais	M.G. Manon	Teacher Elementary	86,348.54	-
Deveraux	Elizabeth	Teacher Elementary	84,817.74	-
Devji	Saira	Teacher Elementary	78,406.22	-
Dewar	Tammy	Teacher Elementary	75,609.57	-
Dewreede	Christopher	Teacher Secondary	88,128.34	195.00
Dhaliwal	Rupy	Teacher Secondary	86,002.56	12.00
Di Carlo	Teresa	Teacher Elementary	78,394.28	-
Di Giacinto	Paul	Teacher Elementary	78,394.28	300.00
Di Giovanni	Vita	Teacher Elementary	84,817.74	-
Dias	John	Plumber	82,892.20	-
Dicesare	Diana	Area Resource - Elem	88,865.85	-
Dickie	Colleen	Supervisor - LS	90,898.23	-

Dickinson	David	Psychologist - Elem	88,794.80	50.00
Diesvelt	Alison	Teacher Elementary	78,421.93	100.00
Dill-Jones	Marian	Teacher Secondary	78,421.93	-
Dimitropoulos	Ekaterina	Teacher Elementary	76,705.16	-
Dingman	Dierdre	Teacher Elementary	78,421.93	35.00
Dionne	Karen	Teacher Secondary	89,563.96	260.00
Dixon	Alison	Teacher Elementary	84,787.84	-
Dixon	Shantelle	Teacher Elementary	78,394.28	-
Dizy	William	Special Education - Sec	86,567.74	-
Dobie	Polly	Teacher Secondary	78,798.28	200.00
Dobry	Janine	Teacher Elementary	78,410.19	235.00
Dodd	Thomas	Teacher Elementary	78,394.28	-
Dolan	Marsha	Teacher Secondary	80,838.44	-
Donaldson	Lindsay	Teacher Secondary	77,273.07	-
Donegan	Chris	Teacher Elementary	78,037.19	-
Donnelly	Allyson	Teacher Elementary	85,479.92	-
Donovan	Maria	Elementary Vice-Principal	99,874.78	1,587.93
Dosdall	Leah	Teacher Elementary	78,732.47	-
Dou	Teresa	Teacher Secondary	85,926.96	-
Douglas	Cheryl	Teacher Elementary	88,900.02	474.88
Douglas	Julie	Teacher Secondary	84,787.84	200.00
Dowle	Brenda	Teacher Secondary	89,550.88	-
Doyle	Tony	Project Manager - LIT	99,191.66	-
Drescher	John	Set BC Provincial - Sec	81,035.42	284.30
Drury	Helena	Supvsr-Finacial Report&Compliance	97,903.42	2,280.60
Dube	Pierre	Teacher Secondary	80,206.18	-
Duck	Catherine	Area Resource - Elem	87,688.70	99.00
Dudra	Cynthia	Teacher Secondary	80,573.72	160.00
Dulai	Sohan	Aboriginal Education - Sec	83,379.81	285.75
Duncan	Lorna	Secondary Vice-Principal	113,137.91	3,213.53
Dunne	Graham	Teacher Secondary	78,421.93	-
Duong	John	Assistant Manager-Maintenance	80,159.54	117.73
Durno	Gregory	Teacher Secondary	77,184.63	-
Durrieu	Marlene	Teacher Elementary	84,800.75	-
Dyer	John	Teacher Elementary	78,402.28	13.00
Dyer	Brenda	Teacher Elementary	78,394.28	165.00
Dykstra	Simon	Teacher Secondary	90,089.68	-
Ebeling	Susanne	Teacher Secondary	78,394.28	-
Eddy	Akemi	Teacher Elementary	85,918.24	285.00
Edge	Richard	Summer School Administrator	77,336.02	24.00
Ediger	Krista	Secondary Vice-Principal	85,948.77	564.00
Edwards	Eileen	Teacher Secondary	85,948.54	-
Edwards	Vincent	Teacher Elementary	85,922.60	-
Ee	Brian	Teacher Elementary	85,957.26	104.00
Egilsson	Kelly	Teacher Secondary	86,093.32	-
Ehler	Robert	Teacher Secondary	77,214.11	-
Ehn	Zsuzsanna	Teacher Secondary	86,318.24	-
Ehrmantraut	Gerald	Teacher Secondary	87,233.21	-
Eisner	Elizabeth	Teacher Secondary	78,391.65	-
Ekdahl	Maira	Teacher Secondary	88,097.64	50.00
Ekelund	Douglas	Teacher Secondary	78,394.28	-
Elia	Therisa	Teacher Secondary	84,826.39	-
Ellis	Patricia	Teacher Elementary	78,421.93	-
Embree	James	Summer School Administrator	92,821.19	18.00
Emeno	Donna	Administrator On Call	124,944.44	-
Eng	Jason	Elementary Principal	110,927.36	-

Eng	Eydie	Teacher Secondary	85,918.24	-
Engel-Aiello	Jessica	Teacher Secondary	80,602.14	-
Engler	Kevin	Teacher Secondary	81,401.53	100.00
English	Todd	Teacher Elementary	79,007.08	30.00
Enns	W.T. Dale	Teacher Secondary	78,798.26	-
Enns	Kelly	Teacher Elementary	78,429.93	476.56
Enns	Michael	Teacher Secondary	78,421.93	-
Epp	Elfriede	Teacher Elementary	85,918.24	-
Epplette	Jonn	Supervisor - Grounds	92,911.11	871.32
Erickson	Bryan	Teacher Secondary	82,094.89	-
Erwin	Katy	Teacher Elementary	85,948.54	-
Esmail	Shahenaaz	Technical & Resource Support E	75,137.87	-
Esnault-Oka	Adele	Teacher Secondary	84,669.02	13.00
Evans	Peter	Elementary Principal	155,766.88	-
Evans	Rosemary	Special Education - Sec	85,918.24	-
Evans	Lisa	Teacher Elementary	84,787.84	240.00
Evans	Russell	Teacher Secondary	78,394.28	-
Evans	Jodi	Teacher Elementary	75,370.93	-
Everaars	Laurence	AE Instructor Structured Cours	85,316.58	-
Evermon	Rebecca	Teacher Elementary	78,421.93	100.00
Eves	Timothy	Teacher Elementary	82,601.34	20.00
Eviston	Janet	Teacher Secondary	84,787.84	-
Ewan	Greg	Electrician	76,128.21	-
Fabry	Natalie	Teacher Elementary	82,993.38	-
Fairey	Joshua	Teacher Secondary	81,653.99	-
Fairweather	Atsuko	Teacher Elementary	86,005.15	204.50
Faizabadi	Giti	Teacher Secondary	78,398.26	10.00
Fanning	Carolyn	Teacher Elementary	84,382.66	154.74
Fanthorpe	Ernest	Manager - Facility Development	112,448.35	1,399.22
Farias	John	Supervisor - Operations	95,201.64	1,875.36
Farnell	Veronika	Teacher Secondary	91,374.74	12.00
Farquharson	Michele	Teacher Elementary	85,927.01	-
Farrell	Sandra	Teacher Elementary	85,927.01	-
Farrell	Coni	Teacher Elementary	85,918.24	-
Farrell	Imelda	Teacher Elementary	84,826.35	-
Fazio	Rosa	Elementary Principal	124,025.53	3,900.00
Feeley	Paul	Teacher Elementary	78,402.28	-
Fell	Graeme	Teacher Elementary	78,004.37	20.00
Feng	Janet	Teacher Elementary	77,787.41	-
Feniak	Catherine	Elementary Principal	124,944.44	3,766.37
Ferguson	Robert	Teacher Secondary	85,931.24	-
Fergusson	Nancy	Teacher Elementary	84,585.59	-
Fergusson	Megan	Teacher Secondary	78,421.93	-
Fernandes	Tony	Painter	86,670.18	-
Ferris	Henry	Teacher Elementary	76,140.54	-
Fiddler	Donald	District Principal	131,192.93	141.63
Filleul	Mary	Transition Teacher - Sec	87,303.86	-
Finch	Rosemaire	Elementary Principal	99,275.40	2,662.20
Finch-Cowie	Melanie	Teacher Elementary	84,787.84	181.01
Findlay	Jody	Teacher Secondary	86,967.44	135.00
Fisher	Andrew	Teacher Elementary	85,579.42	-
Fitzgerald	Ross	Painter	76,199.24	-
Fitzpatrick	Stephen	Teacher Secondary	83,624.88	-
Fleming	Pamela	Teacher Secondary	81,635.95	-
Florio	Robert	Teacher Secondary	87,645.04	130.00
Foran	Lesley	Teacher Elementary	84,817.74	165.00

Foran	Paula	Area Counsellor - Elem	76,522.89	280.00
Forbes	Lynn	Teacher Secondary	78,421.93	77.87
Foreman	Suzanne	Teacher Elementary	78,425.91	13.00
Foreman-Ng	Kate	Teacher Elementary	85,503.82	169.21
Forgeron	Jann	Teacher Secondary	84,822.34	41.50
Forgeron	Terrance	Carpenter	83,345.29	-
Forsselius	Gail	Teacher Elementary	77,986.34	-
Forsyth	Deborah	Teacher Elementary	85,422.80	-
Foster	Jason	Teacher Secondary	91,493.39	-
Foster	Maria-Teresa	Teacher Secondary	84,809.49	12.00
Fouracres	Wendy	Teacher Elementary	78,968.53	28.65
Fournier	Jolayne	Teacher Elementary	85,948.54	-
Fourt	Linda	Teacher Elementary	78,599.18	-
Fowler	K. Jean	Speech Language Pathothogist	88,079.51	-
Fox	Sandra	Teacher Elementary	85,422.80	150.00
Foxx	Verena	Teacher Elementary	86,873.56	-
Fracca	Sandro	Teacher Secondary	78,420.06	-
Francis	Mona	Teacher Elementary	84,613.36	118.00
Francisco	Gilberto	Supervisor - Operations	100,469.62	1,739.07
Franco	Julio	Teacher Elementary	78,394.28	-
Francom	Stewart	Summer School Teacher-Sec	77,864.56	10.00
Fraser	Christine	Area Resource - Elem	86,883.65	-
Freeze	Lori	Teacher Elementary	78,316.71	-
Freigang	Kelly	Sheet Metal Worker	86,548.85	-
French	Helen	Teacher Secondary	85,948.24	-
Frenzell	Burt	Elementary Principal	120,872.24	155.75
Friend	Charlotte	Set BC Provincial - Elem	87,388.37	1,715.35
Friesan	Aaron	Teacher Secondary	84,951.79	-
Friesen	Betty-Anne	Teacher Elementary	84,839.30	-
Friesen	Manuela	Teacher Elementary	83,138.17	160.00
Friesen	Carla	Teacher Elementary	78,449.78	100.00
Frigault	Kathleen	Teacher Elementary	78,437.90	-
Froebe	Karen	Teacher Elementary	85,918.24	30.00
Froese	Carole	Elementary Vice-Principal	99,770.78	3,261.00
Fryer-Mangan	Susan	Teacher Elementary	78,394.28	130.00
Frykberg	Chris	Teacher Elementary	75,308.63	-
Fullerton	Ryan	Teacher Secondary	85,957.19	-
Fung	Celene	Facilities Planner	89,971.78	1,383.94
Fung	Judy	Teacher Elementary	85,918.24	117.00
Fung	Ted	Teacher Secondary	85,918.24	335.00
Fung	Douglas	Teacher Secondary	84,817.74	-
Gabbott	Geoffrey	Teacher Secondary	89,550.88	-
Gabelman	Brett	Special Education - Sec	85,957.26	13.00
Gale	Timothy	Special Education - Sec	78,421.93	-
Gallant	Eugene	Teacher Secondary	81,794.47	-
Gallmann	Tanya	Teacher Elementary	78,021.99	-
Garfinkel	Sandra	Home Instruction - Sec	85,948.85	55.02
Garzitto	Emi	Area Counsellor - Elem	87,547.37	-
Gascoigne	Heather	Elementary Principal	124,918.09	2,157.08
Gates	Natasha	Teacher Secondary	86,863.33	500.00
Gatti	Antonietta	Teacher Secondary	85,944.40	-
Gault	Frederick	Teacher Secondary	78,421.93	-
Gavin	Erin	Elementary Principal	125,336.98	-
Geisler	Gerald	Teacher Secondary	84,787.84	-
Gelb	Megan	Teacher Elementary	87,007.49	-
Gelson	Carrie	Teacher Elementary	84,787.84	230.00

Gelson	Julie	Teacher Elementary	84,346.63	50.00
Georgantas	Helen	Teacher Elementary	78,394.28	-
George	Nicole	Teacher Secondary	89,784.21	1,300.00
Georgiopoulos	Denise	Teacher Elementary	84,787.84	150.00
Geppert	Pauline	Special Education - Sec	84,814.30	125.00
Gessaroli	Karen	Teacher Elementary	78,394.28	70.00
Ghobrial	Heba	Speech Language Pathothogist	87,668.07	-
Gibbens	Trevor	Teacher Secondary	85,918.24	-
Gibbs	Erin	Elementary Vice-Principal	99,275.13	-
Gibbs	Ronald	Teacher Elementary	84,787.84	140.00
Gibson	Robert	Teacher Secondary	85,970.26	-
Gibson	Paula	Teacher Elementary	78,425.93	65.00
Giesbrecht	Valerie	Teacher Elementary	78,398.28	30.00
Gill	Kalwant	Secondary Principal	128,250.82	-
Gill	Jaspreet	Distance Education - Sec	98,196.04	-
Gill	Iqbal	Secondary Vice-Principal	96,038.19	-
Gill	Raman	Teacher Secondary	93,063.08	-
Gill	Rowena	AE Instructor Structured Cours	81,738.19	-
Gilmour	Wendy	District Resource	90,335.96	-
Gilmour-Lammerse	Christine	AE Principal	124,944.44	207.91
Glickman	Roanna	Teacher Elementary	84,396.08	-
Glover	Julie	Teacher Elementary	84,787.84	-
Gock	Darren	Vice Princ-Student Info System	106,073.25	-
Goddard	Anita	Home Instruction - Elem	80,821.36	30.00
Gofsky	Mindy	Teacher Elementary	87,369.00	-
Golby	Risha	Elementary Principal	107,271.01	2,098.84
Goldie	Gerald	Teacher Elementary	85,948.54	165.00
Gomes	Deborah	Teacher Secondary	83,568.71	-
Goncalves	Oscar	Teacher Secondary	88,471.52	-
Goodacre	Sandra	Teacher Secondary	78,394.28	-
Goodison	Dorothy	Teacher Elementary	85,474.53	50.00
Goolieff	Treena	Teacher Secondary	89,572.68	-
Gordy	Patricia	Teacher Secondary	84,787.84	-
Goulet	Marie	Teacher Elementary	88,290.89	240.00
Graham	Karl	Elementary Vice-Principal	99,770.78	-
Graham	Liesl	Teacher Elementary	77,619.75	217.04
Grant	Alexander	Secondary Principal	133,064.53	-
Grant	Aleeta	Deaf and Hard of Hearing	88,110.29	-
Grant	Beverly	Teacher Elementary	85,303.15	-
Grassi	Pamela	Teacher Elementary	83,920.88	-
Graves	Daniel	Teacher Elementary	86,254.31	-
Gray	Merrill	Set BC Provincial - Sec	85,908.71	1,134.58
Green	Sheldon	Teacher Elementary	84,792.17	-
Green	Debra	Teacher Secondary	78,576.03	-
Greenhalgh	Andrea	Teacher Elementary	86,540.53	-
Greenshields	Robert	Teacher Secondary	84,800.84	-
Greer	Elizabeth	Teacher Secondary	84,787.84	-
Greig	Karen	Teacher Secondary	85,918.24	-
Grenier	Francois	Teacher Elementary	85,918.24	-
Grenzberg	Anica	Area Counsellor - Elem	85,970.34	140.00
Grewal	Jasvinder	Teacher Elementary	86,873.56	-
Grewal	Harinder	Teacher Elementary	78,402.24	-
Greyhurst	Karlene	Teacher Elementary	84,826.75	30.00
Grier	Sandra	Teacher Secondary	78,421.93	177.00
Grieve	Judy	Teacher Elementary	84,787.84	-
Griffiths	Michael	Teacher Secondary	78,421.93	-

Griggs	Alison	Teacher Elementary	75,127.77	-
Grimes	Valerie	Teacher Secondary	78,394.28	135.00
Grimm	Kathleen	Psychologist - Elem	87,694.93	50.00
Grohmann	Richard	Special Education - Sec	84,817.74	-
Groombridge	Isabella	Teacher Secondary	78,421.93	-
Grudman	Rachel	Teacher Elementary	78,421.93	-
Gruft	Geraldine	Teacher Elementary	85,952.90	190.00
Guraliuk	Raymond	Teacher Secondary	82,055.89	-
Gustafson	Gina	Teacher Elementary	78,421.93	-
Haas	Christopher	Teacher Secondary	89,550.88	-
Hachey	Donald	Teacher Elementary	84,787.84	-
Haines	Terri	Teacher Elementary	78,434.93	-
Hait	Wesley	Teacher Elementary	88,959.29	45.00
Haji	Deenu	Teacher Secondary	89,559.65	-
Hales	Sharon	Teacher Elementary	85,918.24	55.00
Haley	Allan	AE Instructor Structured Cours	93,738.18	100.00
Halim	Peter	Teacher Secondary	75,845.50	-
Hall	Stephen	Teacher Secondary	82,890.66	40.00
Hall-Stevenson	Linda	Area Counsellor - Elem	89,578.61	-
Hamaguchi	Mette	Dist Principal-Student Support	125,947.75	20.00
Hamar	David	Teacher On Call - Elem	83,242.32	-
Hamier-Hayley	Tara	Fac Supervisor - Rent/Lease	89,227.55	-
Hampton	Alan	Teacher Secondary	86,967.44	-
Handscomb	Kerry	Secondary Vice-Principal	113,333.91	-
Hansen	Pamela	Teacher Elementary	90,089.69	20.00
Hansman	Glen	Learning Services Consultant	86,644.68	-
Hapton	Rennie	Teacher Elementary	78,421.93	27.00
Haraga	Allison	Teacher Elementary	78,398.26	-
Harapnuick	Thomas	Secondary Vice-Principal	112,749.28	-
Hardman	Andrew	Teacher Secondary	85,918.24	130.00
Hardwick	Troy	Special Education - Sec	78,012.16	-
Harpell	Stacey	Speech Language Pathothogist	89,082.89	4,401.55
Harper	Donna	Teacher Elementary	84,787.84	-
Harper	Susan	Behaviour Strategies Cons-Elem	84,357.63	50.00
Harris	Tassie	Elementary Vice-Principal	93,010.50	-
Harris	Richard	Teacher Secondary	85,948.54	-
Harrison	Nicole	Area Resource - Elem	89,387.55	201.14
Hartley-Folz	Jon	Teacher Secondary	90,761.56	-
Hartman	Eric	Teacher Elementary	85,948.54	30.00
Hashimoto	Nana	Teacher Elementary	78,394.28	-
Hasley	Catherine	District Principal	113,088.59	-
Hauck	Martin	Teacher Secondary	87,359.32	-
Haveman	Angela	Secondary Vice-Principal	113,254.91	13.00
Hawbolt	Kelly	Summer School Administrator	96,724.77	46.00
Hawkes	Andrea	Teacher Elementary	83,976.15	-
Hawksworth	Sheri	Teacher Elementary	89,674.02	95.00
Hayes-Brown	Elizabeth	Elementary Principal	107,491.73	-
Haynes	Paul	Teacher Elementary	78,394.28	-
Hayre	Onkar	Special Education - Sec	83,395.31	-
Hedley	Sandra	Teacher Elementary	79,363.64	-
Heine	Diane	Special Education - Sec	89,456.67	-
Heinrichs	Kimberley	Teacher Elementary	84,817.74	-
Heisler	Koryn	Consultant Inclusion	80,388.96	111.75
Hemrich	David	Machinist	75,262.47	-
Henderson	Gregory	Perm Sub - Sec	78,026.70	125.00
Henderson	Vernon	Sheet Metal Worker	77,212.69	-

Henderson	Bianca	Teacher Secondary	76,487.83	125.00
Hengeveld	Mike	Teacher Secondary	84,155.59	-
Hepburn	Laura	Teacher Elementary	78,406.22	80.00
Herle	Michael	AE Instructor Structured Cours	81,166.00	41.50
Heyworth	Judith	Teacher Elementary	78,394.28	-
Hickman	Rodney	Steamfitter	87,723.44	-
Hickman	Jamine	Teacher Elementary	77,833.96	-
Higenbottam	Wendy	Teacher Secondary	76,854.58	-
Higgins	Peter	Carpenter	80,846.05	72.45
Hill	Patricia	Teacher Elementary	84,787.84	103.00
Hinds	Barbara	Teacher Elementary	89,571.38	-
Hingson	Susan	Teacher Elementary	83,737.47	106.50
Hinson	Barbara	Teacher Elementary	84,817.74	-
Hiscox	Jay	Manager - Operations	102,524.45	2,188.57
Ho	Janson	Project Office Director	163,214.79	199.00
Ho	Ivan	Teacher Secondary	87,343.77	-
Ho	Nina	Teacher Secondary	85,926.98	-
Ho	Charmaine	Teacher Elementary	84,951.84	10.00
Ho	Ping	Teacher Elementary	84,830.72	-
Ho	Sing Hay	Teacher Secondary	80,077.58	130.00
Hobson	Brian	AE Instructor Structured Cours	89,940.57	41.50
Hobson	Shannon	Distance Education - Elem	77,577.21	-
Hock	Renee	Teacher Secondary	85,983.17	200.00
Hodson	Jasper	Teacher Elementary	77,369.85	-
Hofer	Melanie	AE Instructor Structured Cours	77,151.05	41.50
Hoflin	Christopher	Teacher Elementary	78,394.28	-
Hogaboam	H.Wayne	Teacher Secondary	88,451.70	-
Holdaway	Catherine	Teacher Secondary	84,980.33	-
Holland	Lynda	Teacher Elementary	85,948.54	-
Holland	Kimberly	Perm Sub - Sec	78,421.93	230.00
Hollands	Anita	Teacher Secondary	82,610.28	-
Hollifield	Catherine	Area Counsellor - Elem	88,438.89	-
Holmes	Tonya	Teacher Elementary	85,957.31	165.00
Homick	Bradley	Teacher Elementary	78,394.26	-
Hong	Jennifer	Teacher Elementary	83,965.54	146.00
Hong	Vickie	Teacher Elementary	78,510.11	-
Hong	Debbie	Teacher Elementary	78,429.89	40.00
Hook	Karen	Teacher Elementary	84,792.14	190.00
Hooper	Ludmilla	Teacher Elementary	78,406.22	-
Hor	Kean	Electrician Technician	82,480.49	-
Hornby	Susan	Teacher Secondary	90,518.51	189.00
Hornng	Stella	Perm Sub - Sec	87,357.08	-
Horsley-Holwill	Joann	Senior Manager - HR	121,161.47	23.00
Houle	Karina	Teacher Elementary	85,037.21	155.00
Hounsell	Miranda	Teacher Elementary	85,948.54	-
Howell	Margaret	Teacher Secondary	87,149.21	80.00
Howell	Eugene	AE Instructor Structured Cours	84,280.00	-
Howes	Forman	Teacher Secondary	85,966.02	-
Hristova	Tanya	Teacher Secondary	87,006.72	120.00
Hsu	Lorraine	Teacher Elementary	84,787.84	20.00
Hsu	Chia-Wei	Technical & Resource Support E	79,449.46	200.00
Hudson	Geoffrey	Teacher Secondary	78,433.89	-
Hudson	Sarah	Teacher Elementary	77,610.35	45.00
Huey	Sharon	Teacher Secondary	85,693.69	-
Hufty	Susan	Teacher Elementary	78,421.99	300.00
Hughes	Angela	Elementary Principal	113,384.95	12.00

Hughes	Victoria	Teacher Secondary	89,454.74	-
Hughes	Amy	Teacher Secondary	89,372.01	-
Hughes	Sean	Teacher Elementary	86,562.32	24.00
Hughes	Paul	Teacher Elementary	80,978.29	-
Hughes	Darlene	Secondary Vice-Principal	80,085.48	-
Hughes	Mary	Teacher Elementary	78,461.71	150.00
Hugli	Wendy	Teacher Elementary	85,918.24	-
Hui	Persis	Summer School Administrator	97,284.72	48.00
Hum	Nathan	Teacher Elementary	78,437.84	45.00
Humeniuk	Marion	Teacher Elementary	77,984.51	-
Humphries	Andrew	Secondary Vice-Principal	90,806.57	130.00
Hunt	Yvonne	Teacher Elementary	79,123.71	175.00
Hurst	Sherry	Consultant Inclusion	85,931.24	415.00
Hurst	Keri	Teacher Elementary	78,166.23	140.00
Husak	Karen	Teacher Elementary	78,394.28	124.20
Hutchinson	Ioannis	AE Instructor Structured Cours	89,901.11	-
Hutchison	Petra	Teacher Secondary	84,865.39	190.00
Hwang	Jung	Teacher Secondary	78,051.89	-
Iameo	Lorenzo	Teacher Secondary	78,394.28	-
Iaquinta	Betty	Teacher Elementary	85,918.24	-
Ikeda	Lynda	Teacher Elementary	78,999.12	53.00
Inglis	Jeanette	Teacher Elementary	83,726.63	-
Ionta	Caterina	Teacher Elementary	78,004.90	-
Irvin	Raphael	Teacher Secondary	83,690.35	-
Irvine	Karen	Teacher Secondary	78,429.89	-
Isbister	Aldina	Teacher Secondary	84,800.79	-
Isford-Saxon	Kelly	Manager - Facility Planning	110,462.77	77.40
Ismail	Tazmeen	Teacher Elementary	85,422.80	100.00
Isomura	Denise	Teacher Secondary	82,385.69	-
Iuele	Franco	Special Education - Sec	78,421.93	-
Izat	Lindsay	Teacher Elementary	84,835.04	-
Jack	Byron	Teacher Secondary	85,948.54	-
Jack	Jennifer	Teacher Secondary	84,792.14	20.00
Jackson	Sylvia	Teacher Elementary	78,822.68	65.00
Jacob	Aurelia	Teacher Secondary	85,918.24	-
Jajic	William	Special Education - Sec	84,809.49	-
Jakoy	Lawrence	Teacher Secondary	85,084.89	-
Jamal	Soraya	Teacher Elementary	78,421.93	40.00
Jambor	Allison	Teacher Elementary	84,792.14	190.00
Jamen	Mona	Teacher Elementary	78,999.12	-
James	Monica	Teacher Elementary	78,437.84	-
Jamieson	Catherine	Director of Instruction	143,537.00	7,322.54
Jamieson	Joseph	Teacher Elementary	85,927.01	-
Janes	Charlene	Teacher Elementary	78,394.28	-
Janze	Carl	Teacher Secondary	86,586.76	125.00
Janze	Tracy	Teacher Elementary	84,790.84	220.00
Jardine	Susan	Teacher Elementary	85,918.24	-
Jassal	Rajwant	Teacher Elementary	82,301.53	-
Jay	Bernice	Teacher Elementary	90,759.97	65.00
Jay	Caroline	Teacher Secondary	84,839.28	-
Jay	Norman	Teacher Secondary	84,834.95	-
Jeeva	Jasmin	Teacher Secondary	85,918.24	-
Jefferson	Matthew	Teacher Secondary	78,020.06	-
Jensen	Marea	Secondary Principal	133,064.53	-
Jensen	Heather	Teacher Secondary	82,026.96	-
Joe	Tammy	Teacher Elementary	84,787.84	30.00

Joe	Elizabeth	Teacher Elementary	78,821.93	-
Joe	Cheryl	Teacher Elementary	78,394.28	-
Johal	Kavanjeet	Teacher Elementary	84,800.75	25.00
Johal	Baljit	Electrician	80,379.50	-
Johnson	Diana	Teacher Elementary	84,822.07	155.00
Johnson	David	Teacher Elementary	83,718.97	-
Johnson	Kylie	Teacher Elementary	78,421.93	-
Johnson	Nathan	Teacher Secondary	78,394.28	-
Johnston	Andrew	Teacher Secondary	89,550.88	-
Johnston	Mark	Teacher Secondary	88,230.84	-
Johnston	Terrance	Teacher Elementary	88,038.84	-
Johnston	Julie	Teacher Elementary	85,918.24	-
Johnston	Jordan	Teacher Elementary	84,817.74	-
Johnstone	Leslie	Teacher Secondary	95,012.57	-
Jones	Paul	Teacher Secondary	87,987.96	-
Jones	Susan	Teacher Secondary	81,646.11	-
Jorgensen	Margaret	Elementary Principal	124,944.44	-
Judson	Ian	Teacher Elementary	85,247.61	190.00
Jung	Michael	Teacher Elementary	85,440.04	-
Jung	Randolph	Teacher Secondary	84,800.75	-
Jung	Susan	Teacher Elementary	84,355.28	-
Jung	April	Teacher Secondary	81,703.50	-
Jung	Helen	Teacher Elementary	79,960.71	165.00
Jung	Jennie	Teacher Elementary	78,433.87	-
Jung	Susan	Teacher Secondary	78,394.28	178.00
Jurgeleit	Ejay	Painter	75,208.00	-
Kachmar	Dennis	Special Education - Sec	84,787.84	-
Kallergis	Sherry	Manager - ERAC	95,615.17	1,500.00
Kam	Vincie	Teacher Secondary	86,967.44	203.00
Kamin	Daniel	Teacher Secondary	100,523.16	180.00
Kanavos	George	Teacher Secondary	96,640.63	-
Kantas	Garifalia	Teacher Elementary	76,376.31	-
Karmali	Hanif	Teacher Secondary	80,615.14	-
Kartsonas	Nancy	Teacher Secondary	90,466.52	425.72
Kassam	Farzana	Teacher Elementary	82,528.23	-
Kassis	Magdalena	Director of Instruction	131,476.12	8,738.58
Kassis	Omar	Special Education - Sec	87,752.36	-
Kato	Julianna	Teacher Elementary	84,792.17	195.00
Katsionis	Peter	Teacher Secondary	98,498.40	-
Kauldher	Sangeeta	Teacher Secondary	85,022.50	10.00
Kay	Duncan	Teacher Elementary	78,999.12	-
Kefalas	Andrew	Teacher Secondary	86,310.42	20.00
Keizer	Patricia	Teacher Elementary	85,952.90	35.00
Keller	Dustin	Teacher Secondary	88,420.52	165.93
Kelly	Ciara	Teacher Elementary	84,817.74	139.50
Kelly	Stephen	Electrician	75,928.46	-
Kemp	Jane	Teacher Elementary	84,817.74	-
Keng	Govan	Home Instruction - Sec	173,154.57	-
Kennedy	Lynne	Teacher Elementary	88,997.83	-
Kenny	Erin	Teacher Secondary	88,639.67	135.69
Kenon	Patricia	Teacher Elementary	89,273.86	-
Kent	Bonnie	Elementary Principal	113,624.91	-
Kent	Gerald	Teacher On Call Limited - Elem	85,088.01	-
Keon	K.Sheila	Teacher Secondary	78,437.84	-
Keough	Adrian	Dist Principal Specialty Prgms	124,717.76	1,654.62
Kerr	Allison	Secondary Vice-Principal	113,267.91	-

Kerr	Brian	School Community Team Teacher	85,918.24	860.34
Kershaw	Mark	Teacher Elementary	78,394.28	-
Khunguray	Ishver	Supvsr - Budgeting&Forecasting	99,595.39	2,269.53
Kidd	Laurie	Teacher Secondary	84,817.74	190.00
Kilback	Kenneth	Teacher Elementary	84,385.18	-
Kim	Hye Song	Teacher Secondary	84,835.49	-
Kim	Yu Rim	Set BC Provincial - Sec	79,291.30	-
Kim	Jennifer	Teacher Elementary	75,626.76	300.00
Kinar	Elissa	Teacher Elementary	78,394.28	30.00
King	Catherine	Teacher Secondary	93,845.08	190.00
King	Maria	Teacher Elementary	85,918.24	680.60
King	Clea	Teacher Elementary	75,204.84	-
Kinna	Nadine	Teacher Elementary	84,817.74	150.00
Kirby	Steven	Teacher Elementary	77,612.22	-
Kirkegaard	Sandra	Teacher Elementary	81,061.53	30.00
Kirkpatrick	Scott	Gasfitter	75,106.54	-
Kirkwood	Kyle	AE Instructor Structured Cours	96,022.47	-
Kirmis	Karla	Teacher Secondary	84,787.84	-
Kishi	Neil	Teacher Elementary	85,918.24	-
Kit	Jeffrey	Teacher Elementary	78,421.93	-
Klaassen	Adam	Teacher Secondary	85,926.96	130.00
Klassen	Margaret	Teacher Elementary	85,918.24	45.00
Klemm	Richard	Teacher Elementary	78,012.16	-
Kloepper	Elisabeth	Elementary Principal	124,952.40	3,908.85
Knibbs	Daniel	Elementary Principal	113,366.20	-
Knight	Thane	Teacher Secondary	89,107.59	-
Knight	Rita	Teacher Elementary	84,847.88	-
Ko	Sonia	Teacher Elementary	90,732.20	60.00
Ko	Warren	Health & Safety Officer	75,694.77	-
Kobbi	Faten	Teacher Secondary	78,398.28	10.00
Kocken	Nicolaas	AE Instructor	81,068.02	50.00
Koe	Darryl	Teacher Elementary	78,402.24	13.00
Koh	Geraldine	Teacher Elementary	78,794.28	40.00
Kolber	Patricia	Teacher Secondary	84,363.89	120.00
Koloff	Timothy	Special Education - Sec	85,918.24	-
Komar	Elizabeth	Special Education - Sec	78,434.93	-
Kong	Gowa	Elementary Principal	113,624.91	2,386.81
Kontos	Stamatoula	Teacher Elementary	78,437.89	-
Koo	Jacky	Teacher Secondary	79,960.71	-
Koo	Maria	Teacher Secondary	78,418.23	10.00
Kool	Catherine	Teacher Secondary	78,407.28	-
Kooner	Jaspreet	Teacher Elementary	86,789.46	90.00
Korf	Janice	Teacher Elementary	78,461.72	189.87
Koropatnick	Stephanie	Summer School Administrator	97,237.00	13.00
Korsch	Kenneth	Machinist	77,823.62	300.00
Kosman	Gregory	Teacher Secondary	85,918.24	-
Kotak	Deena	Elementary Principal	110,927.35	-
Kotsaridas	Alexandra	Teacher Secondary	78,406.22	-
Kourtessis	Vassiliki	Teacher Elementary	79,952.92	-
Kowalski	Richard	Special Education - Sec	78,394.28	-
Koyanagi	Patrice	Teacher Secondary	78,664.90	729.79
Kozuki	Tawnya	Teacher Secondary	82,719.24	125.00
Kramer	Sarah	Elementary Vice-Principal	98,713.03	-
Krausz	Katherine	Teacher Elementary	76,795.83	150.00
Krieg	Elizabeth	Aboriginal Education - Sec	75,227.21	-
Krohman	Laura	Teacher Elementary	84,787.84	50.72

Krowchuk	Rick	Secretary - Treasurer	173,733.83	24.75
Krowchuk	Gregory	Electrician	77,895.88	-
Krug	Timothy	Elementary Principal	113,624.91	3,108.70
Kucher	Maxine	Teacher Elementary	78,394.28	-
Kucherhan	Arlene	Teacher Elementary	78,394.28	-
Kuchmistrz	Janek	AE Instructor	101,659.43	250.00
Kugi	Harald	Teacher Secondary	78,394.28	-
Kuhn	Brian	Director of Learning Info Tech	140,622.81	9,808.10
Kuiper	Antonia	Teacher Secondary	84,817.74	-
Kuk	Helen	Teacher Secondary	84,603.27	41.50
Kumar	Sandy	Teacher Elementary	84,787.84	85.00
Kuniss	Gerry	Teacher Secondary	78,394.28	-
Kuzmiski	Sheila	Teacher Elementary	85,918.24	-
Kvist	Brenda	Transition Teacher - Sec	93,341.44	13.00
Kwan	Pinky	Teacher Elementary	88,959.28	290.00
Kwan	Linda	Teacher Elementary	79,932.52	-
Kwan	Michael	Teacher Secondary	77,301.51	-
Kwok	Neva	Teacher Elementary	78,421.93	165.00
Kwon	Anthony	Supervisor - Material Services	102,795.02	-
Kwon	Paulina	Teacher Secondary	84,826.35	-
Kwon	Katannya	Teacher Secondary	84,787.84	130.00
Kwong	Corinna	HR Compensation Specialist	92,466.26	304.00
Kwong	Danita	Teacher Elementary	87,713.07	225.00
Kwong	Annie	Teacher Secondary	86,685.97	145.00
Kwong	Vincent	Teacher Secondary	78,138.90	-
Lablans	Sandra	Teacher Secondary	86,382.56	189.00
Lachelt	Herbert	Teacher Secondary	78,394.28	335.00
Lackmance	Frederick	Teacher Secondary	83,873.71	-
Lacoumentas	Nektaria	Teacher Secondary	89,582.46	-
Lacroix	Remi	Teacher Elementary	85,948.54	442.89
Lafond	David	Teacher Elementary	86,115.23	75.00
Lafontaine	Elaine	Teacher Elementary	84,839.39	100.00
Lai	Daniel	Teacher Secondary	78,837.48	10.00
Lai	Lam	Teacher Secondary	78,402.28	164.33
Lai	Jonathan	Teacher Secondary	77,159.86	-
Lake	Erica	Teacher Elementary	78,394.28	105.00
Lam	Amelia	AE Instructor Structured Cours	91,200.44	-
Lam	Virginia	Teacher Secondary	89,559.60	190.00
Lam	Eric	Teacher Elementary	87,047.05	-
Lam	Deborah	Teacher Elementary	84,813.71	140.00
Lam	Yvonne	Teacher Elementary	84,787.84	75.00
Lam	Janice	Teacher Secondary	80,593.94	-
Lam	Eddie	Teacher Elementary	78,433.93	-
Lamb	Janine	Teacher Elementary	80,269.14	35.00
Lambert	Joanne	Teacher Elementary	77,198.45	-
Lancaster	Margaret	Teacher Elementary	85,698.05	407.78
Land	J. Kevin	Secondary Principal	133,064.53	2,981.54
Land	Jessica	Supervisor - LS	90,064.58	1,516.94
Land	Meredith	Speech Language Pathothogist	88,541.95	-
Landry	Lisa	Director of Finance	139,870.26	8,952.20
Lang	Christine	Teacher Elementary	82,431.16	-
Lange	Corianne	Teacher Elementary	79,932.52	-
Langevin	Dominique	Teacher Elementary	85,020.04	-
Langford	Michael	Teacher Secondary	78,398.28	130.00
Langmuir	Barbara	Teacher Elementary	85,926.98	-
Larochelle	Karen	Teacher Elementary	85,948.54	-

Larock	Anthony	Teacher Secondary	87,271.21	-
Larouche	Carl	Teacher Secondary	89,595.46	20.00
Larrivee	Chantal	Teacher Elementary	86,225.02	31.00
Larsen	Karen	Coordinator - Career Programs	95,100.25	897.69
Larson	Thomas	Teacher Elementary	88,988.97	75.00
Lascelles	Anne-Marie	Teacher Elementary	85,957.26	235.00
Latimer	Brian	Teacher Secondary	89,787.89	550.00
Lattimer	Michael	Teacher Secondary	98,543.10	-
Lau	Elaine	Teacher Elementary	84,817.74	-
Laumen	Teresa	Teacher Secondary	82,437.76	10.00
Laurie	Mary	Teacher Elementary	78,421.93	-
Lauzon	Jason	Secondary Principal	113,241.91	-
Lauzon	Louise	Teacher Elementary	84,817.74	65.00
Lavoie	Jacqueline	Elementary Principal	124,439.27	-
Lavoie	Louise	Teacher Elementary	84,787.84	30.00
Lavoie	Sylvie	Teacher Elementary	78,421.93	-
Lawrence	Richard	Teacher Secondary	83,226.77	-
Lawrence	Duane	Teacher Secondary	82,232.72	-
Lawrence	John	Teacher Secondary	77,984.51	-
Lay	Caroline	Teacher Elementary	84,355.28	65.00
Leahy	Marguerite	Teacher Elementary	88,322.46	50.00
Leahy	Ernest	Carpenter	79,356.23	-
Learmonth	Leslie	Teacher Elementary	77,460.90	78.00
Lechner	Andre	Special Education - Sec	85,289.23	-
Lee	Pui Shan	Functional Advisor	93,550.33	-
Lee	Andrea	Teacher Secondary	88,437.76	200.00
Lee	Patrick	Teacher Secondary	86,495.69	263.10
Lee	Monica	Teacher Elementary	86,408.30	-
Lee	Wing Hang	Teacher Elementary	86,088.76	-
Lee	Lieh-Min	Teacher Elementary	86,014.19	85.00
Lee	Phillip	Teacher Secondary	85,948.54	-
Lee	Patricia	Teacher Elementary	85,940.07	-
Lee	Joseph	Teacher Secondary	84,889.60	-
Lee	Linda	Teacher Elementary	84,817.74	-
Lee	Janey	Teacher Elementary	84,817.74	50.00
Lee	Jillian	Teacher Elementary	84,817.16	150.00
Lee	Janet	Teacher Elementary	84,787.84	-
Lee	Donna	Teacher Secondary	84,787.84	-
Lee	Lawrence	Teacher Secondary	84,787.84	-
Lee	Laurie	Teacher Elementary	84,602.58	-
Lee	Christopher	Teacher Elementary	84,596.15	-
Lee	Gregory	Teacher Secondary	84,350.93	-
Lee	Cynthia	Teacher Secondary	84,346.63	150.00
Lee	Anne	Facilities Planner	83,574.85	299.00
Lee	Rickie	Teacher Elementary	82,606.37	-
Lee	Joann	Teacher Secondary	80,407.53	-
Lee	Vivian	HR Coordinator	80,051.05	-
Lee	Meredith	Teacher Elementary	78,421.93	-
Lee	Cindy	Teacher Elementary	78,421.93	-
Lee	Grace	Teacher Secondary	78,406.24	10.00
Lee	Mary	Teacher Elementary	78,402.24	121.79
Lee	Kashminder	Teacher Elementary	78,398.26	65.00
Lee	Juliana	Teacher Elementary	78,392.56	13.00
Lee	Brenda	Teacher Elementary	77,144.76	95.00
Lee	Tony	Teacher Secondary	76,452.31	130.00
Lefavre	Mary	Special Education - Sec	78,441.91	-

Legg	Patricia	Secondary Vice-Principal	111,750.18	-
Lehmann	Birgid	Teacher Elementary	86,025.67	105.00
Lehmann	Renate	Teacher Secondary	85,948.54	-
Lejay	Denis	Teacher Secondary	85,918.24	130.00
Lekich	Janet	Teacher Elementary	77,622.05	-
Lemaire	Rose	Teacher Elementary	88,976.28	40.00
Lemieux	Michel	HR Coordinator	80,149.09	-
Lemmon	Stephanie	Teacher Secondary	86,565.55	230.00
Leong	Ming	Supervisor - Maintenance	101,135.78	582.88
Leong	Diana	Teacher Elementary	85,918.24	-
Leong	Susan	Teacher Secondary	84,796.45	130.00
Letourneau	Claire	Teacher Elementary	85,927.00	-
Leung	Edward	Summer School Administrator	99,719.13	40.00
Leung	Stephen	Elementary Principal	99,318.40	-
Leung	Helen	Teacher Secondary	88,959.40	-
Leung	Iris	Prog. Coord.- Int'l Ed. (CIE)	86,916.24	7,999.87
Leung	Ronda	Teacher Secondary	85,927.00	140.00
Leung	Dorothy	Teacher Secondary	85,893.02	200.00
Leung	Katie	Teacher Secondary	84,787.84	-
Leung	Louise	Teacher Elementary	83,475.21	60.42
Leung	Josephine	Psychologist - Elem	80,158.24	50.00
Levan Hunter	Monique	Teacher Elementary	84,817.74	-
Leveille	C. Jay	Teacher Secondary	84,787.84	-
Lever	Anita	Teacher Secondary	77,999.34	-
Levine	S. Joel	Elementary Vice-Principal	99,288.40	-
Lew	Jeannie	Teacher Elementary	84,787.84	-
Lewis	Deborah	Technical & Resource Support D	80,487.04	-
Lewis	Jill	Special Education - Elem	75,216.17	-
Liang	Nicholas	Teacher Elementary	79,967.92	-
Liao	Diana	Teacher Secondary	85,243.74	-
Lichimo	Caroline	Teacher Elementary	82,593.38	623.70
Liew	Jessica	Teacher Secondary	80,105.24	-
Liguori	Anna	Teacher Elementary	81,552.37	323.50
Lin	Xuepei	Teacher Secondary	87,014.04	-
Lin	Milly	Teacher Secondary	86,211.22	-
Lind	Peter	Teacher Elementary	84,601.24	-
Lindsay	Carissa	Teacher Secondary	86,335.73	-
Ling	Lena	Set BC Provincial - Sec	85,993.26	-
Lising	Hazel	Special Education - Sec	83,520.07	-
Liu	Lindy	Program Advisor - AEC	112,173.06	-
Liu	Minnie	Teacher Secondary	85,926.96	-
Liu	Janis	Teacher Elementary	79,398.33	205.00
Livesey	Mary-Ann	Teacher Elementary	85,579.34	80.00
Lloyd	Bradley	Teacher Secondary	87,594.03	-
Lloyd	Rachel	Teacher Elementary	85,127.66	-
Lo	Yates	Teacher Secondary	78,394.28	-
Logie	Janet	Teacher Elementary	86,322.60	115.00
Lohr	Sieglinde	Teacher Secondary	78,421.93	-
Long	Trevor	Teacher Secondary	82,055.89	-
Lopetrone	Theresa	Teacher Elementary	76,006.29	-
Lopez	Ricardo	Secondary Vice-Principal	109,035.20	-
Lopez	Lesley	Teacher Elementary	88,780.78	-
Lopez	David	Teacher Secondary	85,961.54	-
Lorieau	Victoria	Elementary Vice-Principal	99,770.78	2,573.42
Louie	Michael	Teacher Secondary	85,961.54	100.00
Loutit	Duncan	Teacher Elementary	82,565.73	-

Louttit	Gwen	Teacher Elementary	78,402.26	-
Love	Rosemary	Elementary Principal	124,944.44	-
Low	Tricia	Elementary Principal	120,225.95	-
Low	Terrie	Teacher Elementary	87,077.30	-
Low	David	Teacher Secondary	85,918.24	-
Low	Adrian	Teacher Elementary	85,396.98	50.00
Low	Benny	Teacher Secondary	85,043.02	-
Lowe	Karen	Teacher Secondary	84,830.62	-
Lowe	Sharon	Teacher Elementary	78,406.22	-
Loy	Richard	Psychologist - Elem	87,339.42	50.00
Loy	Audrey	Teacher Secondary	86,070.33	130.00
Lubinizki	Benjamin	Teacher Secondary	78,421.93	270.00
Lublow	Florence	Teacher Elementary	84,796.45	50.00
Luciani	Julie	Teacher Elementary	84,787.84	125.00
Ludditt	Karin	Program Advisor	82,265.70	-
Lui Hu	Brenda	Teacher Elementary	77,144.76	75.00
Luistro	Maria	Teacher Elementary	85,055.12	-
Lukacs	Mary	Teacher Secondary	78,421.93	125.00
Luksun	Judy	Teacher Elementary	84,346.63	150.00
Lum	Auton	Teacher Secondary	85,948.54	-
Lum	Carol	Teacher Elementary	85,518.23	65.00
Lum	Lorraine	Teacher Secondary	85,048.91	-
Lum	Maryna	Deaf and Hard of Hearing	81,880.87	-
Lum	Julisa	Teacher Elementary	78,394.28	-
Lum	Helen	Teacher Elementary	78,394.28	-
Lundell	Scott	Teacher Elementary	85,022.34	135.00
Lutes	Stephen	Teacher Secondary	84,812.54	-
Lynch	Jeffrey	Teacher Elementary	75,225.27	210.30
Lyons	Celia	Area Counsellor - Elem	88,339.58	-
Ma	Siu	Teacher Secondary	82,997.92	-
Maag	Rosa	Teacher Elementary	85,918.24	-
Maccormack	John	Elementary Vice-Principal	99,770.78	-
Macculloch	Deborah	Teacher Secondary	78,394.28	130.00
Macdonald	Ronald	Mgr - Energy&Environ Sustainab	99,049.68	1,509.21
Macdonald	Lorna	Teacher Secondary	96,543.33	20.00
Macdonald	Scott	Teacher Elementary	78,421.93	30.00
Mace	James	Distance Education - Sec	192,986.52	-
Macfadden	Erin	Teacher Elementary	83,520.06	-
Macinnes	J. Alexander	Secondary Principal	123,093.18	-
Macintosh	Mark	Teacher Elementary	77,187.07	-
Macintyre	Brin	Teacher Elementary	78,603.41	-
Macintyre	Catherine	Teacher Elementary	78,429.93	-
Maciura	Blair	Teacher Elementary	78,713.84	-
Mackay	Jodi	Teacher Elementary	85,948.54	-
Mackenzie	Leslie	Area Counsellor - Elem	87,454.39	-
Mackinnon	Virginia	Consultant Inclusion	91,097.16	-
Mackinnon	Stuart	Teacher Secondary	88,128.71	-
Mackinnon	Marguerite	Teacher Elementary	84,787.84	-
Mackinnon	Belinda	Special Education - Sec	78,635.16	-
Mackinnon	Peter	Teacher Secondary	78,421.93	-
Mackinnon	Karen	Teacher Elementary	77,164.96	-
MacIennan	Jacqueline	Area Counsellor - Elem	88,839.00	50.00
MacIennan	Scott	Teacher Secondary	85,918.24	-
Macleod	Ian	Teacher Secondary	90,937.42	-
Macleod	Travis	Teacher Secondary	82,468.92	-
Macmaster	Maria	Teacher Elementary	88,003.96	-

Macmillan	Phoebe	Teacher Secondary	97,641.68	28.00
Macmillan	Walter	Teacher Elementary	78,394.28	125.00
Macphee	Dimitra	Teacher Secondary	78,802.26	-
Macphee	Ian	Teacher Secondary	78,394.28	-
Macphee	Ian	Coordinator - Recruitment	75,038.79	2,648.75
Macpherson	Judith	Teacher Elementary	78,394.28	230.00
Macqueen	Diane	Teacher Elementary	76,796.73	224.87
Maddalozzo	Richard	Teacher Secondary	82,132.96	100.00
Madsen	Kellianne	Teacher Elementary	85,948.54	-
Maguire	Jillian	Teacher Secondary	85,187.84	36.75
Maguire	Shelagh	Teacher Elementary	85,050.36	-
Mah	Louise	Teacher Elementary	88,436.49	51.00
Mah	Suzie	Summer School Teacher-Sec	85,926.96	20.00
Mah	Lisa	Teacher Elementary	85,392.68	12.00
Mah	Gordon	Teacher Elementary	84,787.85	200.00
Mah	Wayne	Teacher Secondary	84,787.84	-
Mah	Sue	Functional Advisor	83,543.11	1,500.00
Mah	Wendy	Teacher Elementary	78,429.89	-
Maher	Karen	Teacher Elementary	84,596.14	120.00
Mahil	Surinder	AE Instructor Structured Cours	78,323.65	-
Mahovlich	Melissa	Teacher Secondary	81,180.40	-
Main	Heather	Area Counsellor - Elem	89,123.63	189.00
Major	Sharon	Teacher Elementary	78,421.93	130.00
Major	Tara	Teacher Elementary	78,195.35	40.00
Mak	Lysanne	Teacher Secondary	90,565.68	-
Mak	Olivia	Teacher Secondary	76,093.17	100.00
Makarenko	Serge	Teacher Secondary	80,780.40	-
Mallette	Michael	Teacher Secondary	78,394.28	-
Malli	Sukhjinder	Teacher Secondary	80,605.63	-
Manery	Glen	Area Counsellor - Elem	88,573.35	-
Manetta	Angela	Teacher Secondary	78,394.28	80.00
Manhas	Rajinder	Teacher Secondary	78,394.28	235.00
Manley	Christine	Teacher Elementary	75,918.60	50.00
Mann	Albert	Teacher Secondary	95,790.12	207.90
Mann	Carol	Teacher Secondary	83,933.34	-
Manninen	Melissa	Teacher Elementary	78,429.89	-
Manzo	Rita	Teacher Elementary	84,817.74	165.00
Mao	Huan Ming	Teacher Secondary	78,394.28	150.00
Mar	Gregory	Secondary Vice-Principal	113,163.91	-
Marchioro	David	Teacher Elementary	77,194.46	130.00
Marino	Michael	Teacher Elementary	85,422.80	-
Marino	Nicholas	Teacher Elementary	85,115.70	-
Marino	Sandra	Teacher Elementary	84,792.17	-
Mark	Jason	Teacher Secondary	90,467.87	-
Markic	Diana	Special Education - Sec	78,421.93	200.00
Markus	Laz	Supervisor - LIT	77,381.11	-
Marlow	Gail	Elementary Principal	113,624.91	-
Marlyn	Sean	Elementary Vice-Principal	99,770.78	790.51
Marpole Cotter	Angela	Teacher Elementary	84,817.74	95.00
Marsden	Davita	Aboriginal Education - Sec	76,576.52	-
Marshall	Tracy	Teacher Elementary	83,065.89	155.00
Marshall	Colleen	Teacher Secondary	80,602.14	-
Marshall	Glen	Teacher On Call - Sec	75,595.16	-
Martelli	Dale	Teacher Secondary	89,550.88	-
Martin	Suzanne	Teacher Elementary	89,397.83	-
Martin	Joanne	Teacher Secondary	88,451.70	-

Martin	Sean	Teacher Elementary	85,926.44	-
Martin	John	Teacher Secondary	85,694.69	-
Martin	Alicia	AE Instructor Structured Cours	79,473.20	41.50
Martinkova	Monika	Teacher Elementary	78,421.93	35.00
Martinson	Diane	Elementary Principal	112,377.95	-
Marwaha	Amaritpal	Teacher Elementary	77,374.77	-
Mason	Dana	Functional Advisor	77,863.09	-
Massoud	Jennifer	Teacher Secondary	78,714.82	362.25
Matear	Douglas	Vice Princ-Student School Serv	116,002.42	-
Matelich	Lilliana	Teacher Elementary	82,391.60	26.00
Mathias	Perry	Teacher Secondary	87,376.64	113.98
Matsuo	Mari	Teacher Elementary	84,355.28	436.91
Matthew	Sarah	Area Counsellor - Elem	77,934.70	20.00
Matthews	Cheryll	Elementary Principal	112,104.96	-
Matthews	Sarah	Teacher Secondary	75,944.65	147.84
Mattock	Kristin	Teacher Secondary	85,952.92	200.00
Mattu	M.M. Lucie	Teacher Secondary	85,918.24	20.00
Mattu	Jackie	Distance Education - Elem	85,503.67	-
Mau	Celina	Elementary Principal	114,441.43	349.00
Maxwell-Smith	Eliner	Teacher Secondary	85,670.25	-
May	Andrea	Teacher Secondary	78,394.28	-
May	James	Teacher Elementary	78,012.16	-
Maynard	Gerhard	Coordinator - Community School	86,703.99	924.24
Mazo	Jeffrey	Teacher Secondary	85,948.54	-
Mazzone	Kathryn	Teacher Elementary	78,744.74	245.00
Mcbride	Matthew	Teacher Elementary	75,015.07	-
Mccabe	James	Special Education - Sec	77,574.73	-
Mccallion	Fergus	Teacher Secondary	89,582.46	-
Mccarron	Janet	Teacher Secondary	92,028.01	135.00
Mccrary	Douglas	Manager - Maint & Construction	126,166.64	2,434.17
Mccleary	Melissa	Teacher Elementary	86,348.54	45.00
Mcclehanan	Laura	Teacher Elementary	84,876.04	25.00
Mcccluskie	Jo-Anne	Teacher Secondary	87,421.69	-
Mccconnan	Nadine	Teacher Secondary	79,932.52	-
Mccullagh	Christine	Teacher Elementary	85,071.90	-
Mccurrach	Alison	Teacher Elementary	76,792.67	-
Mcdermid	Kelly	Teacher Elementary	85,948.54	-
Mcdonnell	Maureen	Elementary Vice-Principal	99,770.78	-
Mcelhone	Catherine	Teacher Secondary	88,110.64	99.00
Mcevoy	Anne	Deaf and Hard of Hearing	85,372.85	-
Mcewan	Michael	Elementary Principal	123,941.22	-
Mcewen	Andrea	Teacher Elementary	84,822.07	-
Mcfarlane	Jennifer	Teacher Elementary	76,562.10	75.00
Mcgeer	Timothy	Secondary Principal	128,003.60	3,275.70
Mcgillivray	Carolee	Teacher Secondary	84,847.88	-
Mcginn	Anne-Marie	Teacher Secondary	76,564.58	240.00
Mcgowan	Robert	AE Instructor	89,277.81	-
Mcguire	Daniel	Teacher Secondary	84,705.09	-
Mcguire	Simone	Teacher Secondary	78,402.24	20.00
Mchardy	Mai	Teacher Elementary	85,974.71	-
Mcintosh	Susan	Teacher Secondary	89,559.65	-
Mcisaac	Scott	Teacher Elementary	88,543.61	-
McKay	Elaine	Mgr-Media & Public Relations	102,444.48	-
Mckay	Tamara	Teacher Secondary	88,322.59	-
Mckechnie	Alexander	Teacher Secondary	75,204.84	-
Mckeen	Scott	Teacher Secondary	90,563.17	-

Mckend	Alison	Teacher Elementary	85,918.24	-
Mckinley-Harris	Teresa	Teacher Elementary	78,437.84	115.00
Mclennan	Peter	Teacher Secondary	88,451.70	580.00
Mcleod	Joanne	Grandfathered Program Advisor	80,901.58	3,170.30
Mcnally	Noel	Project Manage - Facilities	90,356.39	957.60
Mcneil	Craig	Teacher Elementary	84,805.14	225.00
Mcnicol	Kateryna	Teacher Elementary	85,948.54	20.00
Mcphee	Brian	Carpenter	76,848.37	-
Mcpherson	Kathleen	Psychologist - Elem	87,008.20	-
Mcpherson	Shelley	Teacher Secondary	84,787.84	-
Mctaggart	Malcolm	Teacher Secondary	80,170.49	165.44
Mehl	Rainer	Teacher Secondary	89,595.46	300.00
Mehra	Aimee	Teacher Elementary	89,364.00	20.00
Mendoza	Maria Cynthia	Special Education - Sec	81,772.55	140.00
Mergens	Joseph	Teacher Elementary	79,906.97	-
Mersiadis	Tatiana	Teacher Secondary	85,948.54	-
Meschino	Gino	Director of Facilities	143,759.45	4,654.89
Mesich	Richard	Secondary Principal	130,337.78	2,356.72
Metcalfe	Susana	Teacher Elementary	76,561.05	-
Metzner	Sylvia	Special Education - Sec	80,750.60	26.00
Mey	Nicola	Teacher Elementary	78,410.19	205.00
Mey	Michel	Teacher Secondary	78,398.28	-
Mezzarobba	Dianna	Teacher Elementary	84,826.35	125.00
Mgbemena	Chinenyenwa	Speech Language Pathothogist	77,388.71	100.00
Michalowska	Marzena	Summer School Administrator	98,665.40	228.78
Michel	Marie	Teacher Elementary	85,983.42	224.54
Micozzi	Angela	Teacher Elementary	84,787.84	65.00
Miflores	Oscar	Supervisor - Operations	94,958.39	315.00
Mihaldzic	Jelica	Teacher Secondary	85,974.54	-
Miladinovic	Natasha	Elementary Principal	99,353.40	-
Miladinovic	Patricia	Teacher Secondary	87,263.50	189.00
Milden	Teresa	Teacher Gifted Program	84,525.74	252.00
Miles	Maryanne	Teacher Elementary	77,606.05	-
Miletic	Maryann	Teacher Elementary	78,394.28	-
Milevskaia	Elena	Teacher Elementary	78,821.49	30.00
Miller	Bryan	Construction Supervisor	101,422.35	-
Miller	Airdrie	Summer School Administrator	94,257.85	39.00
Miller	Cynthia	Teacher Secondary	85,918.24	150.00
Miller	Amanda	Teacher Secondary	80,573.72	-
Miller	Anne	Teacher Elementary	78,724.47	-
Miller	Annie	Teacher Secondary	75,720.76	190.00
Mills	Ian	Special Education - Sec	79,980.45	-
Millway	Todd	Teacher Elementary	78,394.28	20.00
Milne	Keith	Teacher Secondary	89,582.09	-
Milne	Rosemary	Teacher Elementary	84,805.10	190.00
Minamimaye	Dianne	Teacher Elementary	78,394.28	-
Mingo	Barbara	Teacher Secondary	89,739.80	-
Minyard	Colleen	Teacher Elementary	78,422.13	-
Mirani	Akhtar	Secondary Vice-Principal	112,888.23	-
Mitzel	Darren	Elementary Principal	113,624.91	-
Modder	Luke	Teacher Secondary	88,132.91	-
Mogensen	Diana	Provl Resource Program - Elem	84,886.59	474.00
Mohammed	Saiqa	Teacher Secondary	80,480.00	157.72
Mohan	Christina	Teacher Secondary	84,787.84	-
Moino	Laura	Teacher Elementary	80,235.08	190.00
Mokonon	Rachel	Teacher Elementary	84,787.84	-

Monk	Winnie	Teacher Secondary	84,787.84	-
Montagano	Ebru	Teacher Elementary	83,721.13	-
Montgomery	Winona	Teacher Elementary	78,421.93	638.20
Montgomery	Steve	Info Tech Support C	76,620.96	-
Moon	Jacqueline	Teacher Secondary	89,550.88	175.00
Mooney	Jennifer	Teacher Elementary	78,433.89	-
Moore	Carolyn	Teacher Secondary	85,918.24	-
Moore	Shannon	Teacher Secondary	85,918.24	-
Moore	Blake	Teacher Elementary	78,429.89	-
Moore	Barbara	Teacher Elementary	78,394.28	25.00
Moore	Kelly	Teacher Elementary	77,986.34	-
Moore	Melanie	Teacher Elementary	77,826.00	-
Moran	Mary	Summer School Administrator	91,756.29	-
Morden	Lani	Elementary Principal	113,366.20	2,469.51
Morehouse	Nancy	Teacher Elementary	78,425.91	-
Morel	Lukas	Teacher Secondary	82,592.02	130.00
Morgan	Parin	Elementary Principal	122,135.64	-
Morgan	Scott	Teacher Secondary	86,234.43	207.90
Morgan	Janine	Teacher Elementary	82,418.40	40.00
Morgan	Jillian	Psychologist - Elem	81,956.18	50.00
Mori	David	Special Education - Sec	76,166.31	-
Morissette	Natalie	Elementary Principal	110,291.88	3,982.42
Morita	David	AE Vice-Principal	124,866.91	-
Moro	Roberto	Secondary Principal	133,077.53	331.74
Morris	Noreen	Elementary Principal	113,632.84	-
Morris	Ian	Teacher On Call Limited - Sec	84,787.84	85.00
Morris	Sheryl	Teacher Elementary	78,996.36	65.00
Morris	Patricia	Teacher Elementary	78,394.28	165.00
Morrison	D. Hamish	Teacher Secondary	78,451.91	-
Moshchenko	Anna	Teacher Elementary	84,800.84	-
Mota	Anna	Teacher Elementary	84,826.35	65.00
Motola	Keila	Teacher Elementary	83,270.95	40.00
Mould	Laura	Teacher Elementary	84,839.26	-
Mowatt	Janet	Perm Sub - Sec	84,817.74	-
Moy	Raymond	Summer School Administrator	98,583.45	42.00
Mueller	Peter	Teacher Secondary	87,369.99	-
Mueller	John	Teacher Secondary	84,787.84	-
Mugford	Patricia	Teacher Secondary	78,394.28	21.00
Mugford	Duane	Teacher Secondary	78,394.28	-
Mulhern	Patricia	Teacher Elementary	85,948.54	45.00
Mulligan	Stephen	Teacher Elementary	85,926.96	140.00
Mumford	Jeanette	Teacher Elementary	78,418.28	83.00
Mung	Bernadette	Teacher Elementary	86,903.46	-
Munk	James	Elementary Vice-Principal	86,753.34	-
Munro	Catherine	Teacher Elementary	84,834.95	-
Munteanu	Rodica	Teacher Secondary	78,394.28	-
Muress	Marvin	Teacher Elementary	91,074.59	69.15
Murphy	David	Elementary Vice-Principal	98,630.03	-
Murphy	Conor	Teacher Elementary	85,948.54	20.00
Murphy	David	Teacher Elementary	84,817.74	-
Murray	Carole	Teacher Elementary	84,787.84	30.00
Murthi	Jason	Teacher Secondary	77,175.91	-
Murton	Bruce	Elementary Principal	121,546.25	-
Musselle	Patricia	Teacher Elementary	85,965.98	121.27
Mustapic	Mike	Teacher Secondary	85,966.21	-
Muzika	Karen	Teacher Elementary	82,590.13	-

Myers	Janis	Elementary Principal	107,777.45	2,951.74
Myers	Dean	Teacher Secondary	85,918.24	210.00
Mylett	Anne	Teacher Elementary	78,394.28	-
Mysuria	Nidhi	Teacher Secondary	81,951.53	10.00
Nadeau	Marilyne	Teacher Elementary	84,387.43	-
Nagata	Clark	Teacher Elementary	84,826.35	-
Naipaul	Jason	Teacher Elementary	86,873.56	-
Nakamura	Emy	Teacher Secondary	88,146.09	-
Nakamura	Leanne	Teacher Elementary	88,034.60	20.00
Nakanishi	Brenda	Teacher Elementary	85,499.44	125.00
Nakashima	Marilyn	Teacher Elementary	84,822.04	-
Nalos	Brenda	Teacher Elementary	84,826.39	-
Nanda	Gogae	Teacher Secondary	83,944.38	-
Narbett	Kristi	Teacher Elementary	88,034.13	-
Narduzzi	Judith	Teacher Elementary	76,802.53	-
Natola	Cosimo	Teacher Elementary	85,918.24	-
Naylor	Paula	Teacher Elementary	85,473.52	-
Naylor	Kenneth	Maintenance Planner	78,462.85	3,221.85
Needham	Naieli	Teacher Secondary	76,734.18	-
Nejad	Zahra	Teacher Secondary	78,429.82	80.00
Nelson	David	Associate Superintendent	156,973.45	4,265.20
Nemeth	Kim	Elementary Principal	113,624.91	-
Nerling	Leslie	Teacher Secondary	89,550.88	-
Nesmith	Karen	Teacher Elementary	85,948.54	-
Neu	Jacob	Teacher Secondary	79,356.43	-
Neufeld	Harold	Teacher Secondary	84,787.84	-
Ng	Raymond	Teacher Elementary	90,089.47	165.00
Ng	Sarah	Teacher Secondary	84,878.28	-
Ng	Mimi	Teacher Elementary	84,817.74	-
Ng	Rosella	Teacher Elementary	84,787.84	-
Ng	Alex	Teacher Secondary	84,787.84	-
Ng	Stephanie	Teacher Elementary	78,421.74	-
Ng	Barbara	Special Education - Sec	75,258.39	125.00
Ng-Davis	Jennifer	Teacher Elementary	85,499.44	-
Nguyen	Fabienne	Teacher Elementary	85,931.37	-
Niccoli-Mullett	Anna	Elementary Principal	124,717.76	3,936.85
Nicholl	Lucy	Teacher Elementary	84,385.18	173.25
Nichols	Susan	Elementary Principal	122,153.74	3,001.22
Nicholson	Kathleen	Teacher Secondary	89,586.84	140.00
Nickel	Cynthia	Teacher Elementary	85,948.54	55.00
Nickel	Peter	Teacher Elementary	85,927.01	-
Nicks	John	Teacher Secondary	85,948.54	-
Nicol Smith	Elizabeth	Teacher Elementary	78,033.99	-
Nicolson	Sara	Teacher Elementary	88,003.96	70.00
Niek	Rainer	Teacher Secondary	84,805.14	-
Nielson	Jacqueline	Teacher Elementary	78,421.93	100.00
Nijjar	Kamil	Teacher Elementary	79,524.73	105.00
Nikon	Colleen	Teacher Elementary	85,957.26	150.00
Nipp	Leland	Teacher Secondary	87,107.16	135.00
Nixon	Robert	Teacher Elementary	78,410.24	-
Niziolek	Krystyna	Elementary Principal	125,117.76	207.00
Noble	Tanya	Teacher Secondary	87,456.30	-
Noble	Tracey	Special Education - Elem	85,948.54	-
Noel	Alison	Teacher Elementary	78,194.31	30.00
Noel-Bentley	Karen	Teacher Elementary	85,982.89	-
Norcross	Neil	Teacher Secondary	79,932.52	-

Nordman	Lisa	Teacher Elementary	78,014.23	-
Norman	Denise	Teacher Secondary	84,787.84	-
North	Denise	Teacher Secondary	88,106.37	150.00
Nothstein	Debra	Elementary Principal	114,041.43	-
Novotny	Gabriela	Teacher Elementary	90,120.43	-
Nucich	Lisa	Elementary Principal	105,234.36	-
Nugent	Sean	Teacher Secondary	88,065.08	20.75
Nystrom	Gloria	Teacher Elementary	85,918.24	-
O'Donnell	Melissa	Teacher Secondary	89,550.88	-
O'Donoghue	Anne	Elementary Principal	110,927.35	-
Ofreneo	Roderick	Special Education - Sec	75,787.09	-
Ogden	Alison	Secondary Vice-Principal	112,849.23	-
Oger Black	Gwenaelle	Teacher Secondary	76,836.26	-
Ogilvie	Mark	Teacher Elementary	82,654.88	-
O'Gorman	Daniel	Teacher Secondary	84,817.74	-
Ogura	Tami	Teacher Elementary	81,356.20	185.70
O'Hara	Patrick	Teacher Elementary	78,429.40	-
Oliver	Aaron	Special Education - Sec	84,518.55	85.00
Olmr	Monica	Teacher Elementary	78,421.93	-
Olson	Eddy	Teacher Secondary	80,573.72	155.00
O'Malley	Deborah	Teacher Elementary	84,796.45	150.00
O'Malley	Jason	Special Education - Sec	76,372.25	-
O'Neill	Kevin	Teacher Elementary	80,507.65	-
O'Neill	Patricia	Teacher Elementary	75,955.30	-
Ong	Elaine	Teacher Elementary	84,787.84	-
Onstad	Barbara	District Principal - Int'l Ed	126,867.85	3,525.44
Or	Kim	Teacher Secondary	88,236.38	100.00
O'Reilly	Collette	Manager - Health & Safety	98,508.99	-
Ormiston	Julie	Set BC Provincial - Elem	79,435.94	304.49
Orr	Kim Margaret	Teacher Secondary	86,032.69	-
Ostrom	Karen	Special Education - Sec	84,796.45	-
O'Sullivan	Kathleen	Elementary Principal	125,320.57	-
Oudt	Rosa	Teacher Elementary	84,826.35	165.00
Outram	Patricia	Teacher Elementary	83,365.76	-
Overall	Janice	Teacher Elementary	84,817.74	-
Overgaard	Jeffrey	Teacher Secondary	89,595.56	130.00
Pace	Carla	Teacher Elementary	76,790.92	-
Pacheco	Lisa	Teacher Secondary	86,365.28	26.00
Pack	Glenn	Teacher Elementary	82,965.72	-
Paget	Nancy	Elementary Vice-Principal	99,770.78	-
Pagliacci	Claudio	Electrician	80,433.85	-
Palaiologos	Amber	Teacher Elementary	78,394.28	-
Paley	Tommy	Teacher Secondary	87,410.23	-
Palylyk	Douglas	Teacher Elementary	84,787.84	75.00
Panagopoulos	George	Teacher Secondary	78,394.28	85.00
Panagsagan	Romina	Info Tech Support C	82,948.48	-
Panesar	Balbinder	Teacher Secondary	89,001.70	225.00
Pante	Celeste	Secondary Vice-Principal	95,991.97	140.00
Pao	Ernest	Summer School Administrator	97,568.20	229.00
Pao	Alice	Teacher Secondary	94,737.59	120.00
Papagiannis	Constantina	Teacher Elementary	84,792.14	42.48
Papic	Mirjana	AE Instructor Structured Cours	79,347.92	-
Paris	Holly	Teacher Elementary	84,248.19	-
Paris-Mccallum	Julie	Teacher Elementary	77,411.69	-
Park	Patricia	Teacher Elementary	78,425.91	-
Parker	Christopher	Secondary Principal	114,258.86	-

Parker	Julie	Secondary Vice-Principal	110,134.25	113.00
Parkin	Barbara	Teacher Elementary	86,355.19	80.95
Parmar	Jatinder	AE Instructor Structured Cours	94,794.66	-
Parry	Patricia	Teacher Elementary	78,394.28	-
Parsons	Laura	Teacher Elementary	78,394.28	-
Patenaude	Brigitte	Teacher Secondary	85,918.24	265.00
Paterson	Aleyan	Teacher Elementary	78,421.93	150.00
Patrick	Kelly	Teacher Secondary	84,787.84	200.00
Patrick	Sandra	Teacher Elementary	78,421.93	-
Patrick	Miles	Teacher Elementary	78,394.28	-
Patton	Barbara	Teacher Secondary	78,394.28	-
Paulin	Michelle	Teacher Elementary	85,948.54	-
Pavao	Maria	Teacher Elementary	78,437.84	-
Pavlakis	Violet	Teacher Elementary	84,817.74	134.89
Payne	Elizabeth	Speech Language Pathothogist	87,886.26	-
Payne	Judith	Special Education - Sec	82,083.88	-
Paynter	Karen	Teacher Elementary	78,394.28	205.96
Peacock	Blair	Special Education - Sec	89,222.88	130.00
Pearce	Julie	Associate Superintendent	144,267.12	6,600.44
Pearce	Stephanie	Teacher Elementary	78,421.93	-
Pears	Gregory	Teacher Secondary	88,468.91	-
Pearson	Susan	Teacher Secondary	86,998.11	41.50
Peeters	Vital	Elementary Vice-Principal	99,275.40	-
Pegg	Karen	Teacher Elementary	78,210.31	-
Pella	Stefano	Teacher Secondary	90,260.60	-
Pelletier	Jacques	Teacher Secondary	85,918.24	-
Pelletier	Leonard	Teacher Secondary	78,018.56	-
Peltzer	Heidi	Teacher Secondary	84,787.84	-
Penner	Mona	Teacher Secondary	84,787.84	283.50
Pequeno	Paulo	Teacher Secondary	88,003.96	201.60
Perrett	Maryline	Teacher Secondary	78,013.91	150.00
Persoon	Maryann	Teacher Elementary	85,957.26	-
Petaccia	Tony	Electrician	86,930.00	-
Peters	Henry	Elementary Principal	122,598.19	-
Peters	Mary	Teacher Secondary	77,273.08	418.95
Petersen	Marisol	Coordinator - Community School	76,348.01	557.59
Peterson	Linda	Special Education - Elem	85,961.54	119.00
Peterson	Dana	Teacher Elementary	84,792.15	-
Peterson	Elizabeth	Teacher Secondary	83,487.59	-
Petheriotis	Nick	Teacher Secondary	88,420.52	-
Petrakis	Cynthia	Special Education - Sec	85,918.24	-
Pewsey	Jennifer	Teacher Elementary	78,421.93	-
Phillips	Don	Teacher Secondary	88,348.53	85.00
Phillips-Sim	Janice	Teacher Secondary	88,859.08	-
Phoenix	Joan	Teacher Elementary	85,948.54	-
Phongmany-Trieu	Tuctic	Teacher Elementary	75,554.76	85.00
Phyall	David	Teacher Elementary	86,250.96	-
Pickford	Katherine	Elementary Principal	124,621.45	-
Pidherny	Brenda	Teacher Elementary	79,340.51	-
Pietzsch	Sonia	Teacher Elementary	86,903.46	-
Pilotte	Catherine	Teacher Elementary	78,402.24	-
Pincott	Linda	Teacher Secondary	95,917.93	-
Pires	Fernanda	Teacher Secondary	85,957.48	-
Pirie	Andrew	Teacher Secondary	85,948.54	-
Pitchford-Yeung	Cindy	Teacher Secondary	85,918.24	-
Plottel	Patricia	Elementary Principal	124,754.71	334.19

Polukoshko	Jill	Teacher Secondary	86,897.72	-
Polukoshko	Jody	Teacher Elementary	85,948.54	-
Polzin	Suzanne	Teacher Elementary	84,877.01	-
Pomponio	Concetta	Teacher Elementary	84,846.41	72.00
Poon	Melina	Teacher Secondary	84,787.84	125.00
Pope	Douglas	Teacher Secondary	85,948.54	-
Post	Nedra	Set BC Provincial - Elem	88,499.65	-
Postian	Melissa	AE Instructor Structured Cours	82,045.67	-
Powell	Peter	Project Manager - LIT	106,835.45	-
Poy	Blair	Electrician	77,861.76	-
Prasad	Ashwin	Teacher Elementary	95,314.25	13.00
Prasad	Vicki	Teacher Elementary	85,918.24	-
Pratt	Jeffrey	Teacher Secondary	86,599.74	-
Presley	Monica	Teacher Elementary	79,361.80	25.00
Prevedello	Walter	Project Mgr- Business Systems	103,842.37	882.70
Prevost	George	Teacher Elementary	85,948.54	-
Price	Pamela	Teacher Elementary	84,787.84	190.00
Proctor	David	Teacher Elementary	85,931.32	95.00
Prodan	Lori	Elementary Vice-Principal	86,753.34	-
Proudfoot	Sharee	Teacher Secondary	85,948.54	-
Przyborowska	J. Margaret	Teacher Secondary	88,451.70	10.00
Pu	Xinjian	Teacher Secondary	90,386.97	-
Puil	Taryn	Teacher Elementary	77,626.03	-
Purdy	Mary	Teacher Elementary	85,948.54	-
Purewal	Kam	Teacher Elementary	86,873.56	-
Puzio	Karen	Teacher Secondary	80,788.64	-
Qi	Lijuan	Distance Education - Sec	96,346.84	10.00
Quach	Khanh	Teacher Elementary	78,402.28	150.00
Quan	Susana	Summer School Administrator	99,108.27	199.11
Quan	Gregory	Teacher Secondary	85,918.24	-
Quan	Tina	Teacher Secondary	77,984.51	135.00
Quiroga	Jorge	Info Tech Support C	75,383.91	-
Quon	Jean	Teacher Secondary	86,017.68	-
Quon	Lillian	Teacher Elementary	77,793.47	84.00
Radic	Jelena	Teacher Secondary	87,027.14	-
Radies	Doug	Teacher Elementary	78,394.28	-
Rai Dhari	Indira	Area Counsellor - Elem	89,516.44	-
Raikes	William	Teacher Elementary	84,355.28	20.00
Ramazzini	Gracia	Teacher Elementary	78,207.35	-
Ramsey	Carollyne	Teacher Secondary	83,040.32	-
Randle	Kerry	District Principal	115,621.29	2,053.03
Raoul	Alain	Teacher Secondary	85,948.54	-
Rasiuk	Paul	Teacher Elementary	85,948.54	-
Rassias	Viki	Teacher Elementary	86,272.90	146.25
Rattanaraj	Ella	Teacher Elementary	78,020.06	184.74
Ratray	Adam	Set BC Provincial - Elem	86,382.02	-
Ratzlaff	Roderick	Teacher Elementary	92,175.40	30.00
Ravening	Calvin	Teacher Elementary	85,952.90	100.00
Reardon	Susan	Elementary Principal	123,142.43	145.09
Recsky	Bryce	Behaviour Strategies Cons-Elem	91,484.83	1,570.80
Redden	Scott	Teacher Secondary	85,918.24	-
Reeve	Brenda	Teacher Secondary	79,960.71	200.00
Regan	Gary	Teacher Secondary	77,630.01	-
Reibin	Marilyn	Teacher Elementary	85,071.90	-
Reid	Mark	Teacher Secondary	102,059.80	-
Reid	Jessica	Special Education - Sec	84,980.51	-

Reid	Joanne	Teacher Elementary	77,622.05	-
Reid	Candace	Technical & Resource Support D	76,179.66	-
Reimer	Lisa	Teacher Secondary	77,622.02	-
Renk	Georg	Teacher Secondary	84,813.66	-
Rennie	Robert	Teacher Elementary	85,948.54	-
Rentz	Alana	Teacher Secondary	88,123.74	-
Renwick	Christopher	Summer School Administrator	104,757.07	40.00
Renzullo-Cuzzetto	Frances	Teacher Secondary	84,539.08	170.00
Reynolds	Lindsay	Teacher Secondary	85,969.78	-
Rezler	Michaela	Teacher Secondary	89,117.94	-
Rhead	Laura	Elementary Vice-Principal	99,275.40	300.00
Ricard	Michel	Teacher Elementary	85,965.98	-
Richards	Alicia	Teacher Secondary	88,114.99	-
Richardson	Susan	Teacher Secondary	84,834.95	310.00
Richardson	Paul	Teacher Secondary	84,817.74	150.00
Richardson	Cheryl	Teacher Elementary	84,796.45	-
Richardson	Joy	Teacher Secondary	78,394.28	-
Richdale	Ryan	Elementary Principal	102,468.01	-
Rickson	Mary	Teacher Elementary	84,787.84	-
Riddell	Robert	Teacher Elementary	85,918.24	151.50
Rieder	Maureen	Teacher Secondary	78,421.93	-
Riley	Jeffrey	Manager - CAYA	98,334.46	-
Ringers	Carole	Teacher Elementary	84,787.84	30.00
Rino	Gisella	Teacher Elementary	77,594.40	65.00
Risbey-Haines	Samantha	Teacher Elementary	85,974.73	105.00
Ritchie	Helen	Area Counsellor - Elem	88,370.95	-
Ritchie	Erin	Teacher Elementary	84,817.74	105.00
Robbins	Alison	Teacher Elementary	84,792.14	-
Roberge	Christine	Teacher Elementary	78,394.28	-
Roberts	Ellen	Director of Instruction	140,665.13	6,537.61
Roberts	Jo-Anne	Teacher Secondary	89,550.88	-
Roberts	Susan	Teacher Elementary	84,817.74	100.00
Robertson	Bonnie	AE Principal	124,923.76	-
Robertson	Deanna	Elementary Vice-Principal	99,770.78	50.00
Robertson	Sandra	Teacher Elementary	84,809.40	78.00
Robichaud	Leslie	Teacher Elementary	78,394.28	100.00
Robinson	Scott	Superintendent	243,763.64	15,153.09
Robinson	Bernice	Teacher Elementary	78,571.82	189.49
Robson	Donna	Teacher Elementary	85,918.24	13.00
Rocchetta	Massimo	Teacher Secondary	89,563.96	200.00
Roch	Douglas	Elementary Vice-Principal	99,275.40	-
Rodgers	Anne	Speech Language Pathologist	88,198.96	-
Rodrigues	Aimmilia	Teacher Elementary	81,909.36	175.00
Rodriguez	G. Nadine	Teacher Elementary	85,728.35	-
Rodriguez-Schnackenberg	Nazenin	Teacher Elementary	83,780.32	275.00
Rogers	Heidi	Teacher Secondary	81,882.24	-
Roggeveen	P.Gregory	Teacher Secondary	85,070.87	50.00
Roland	Valerie	Teacher Secondary	85,918.24	31.65
Romano	Tracy	Teacher Secondary	80,625.03	-
Romeo	Mae	Teacher Elementary	78,421.93	-
Rondeau	Daniel	Teacher Elementary	78,421.93	-
Roos	Deborah	Teacher Elementary	86,000.96	-
Roosa	Leslie	Teacher Elementary	88,034.26	-
Roque	Gloria	Teacher Elementary	83,922.72	-
Rosberg	Karen	Elementary Principal	113,624.91	-
Roselli	Gianfranco	Teacher Secondary	82,026.96	-

Ross	Myrne	Area Resource - Elem	88,140.73	-
Rossi	Michael	Elementary Vice-Principal	75,409.85	-
Rovere	Gail	Teacher Elementary	84,817.74	-
Rowe	Jessica	Teacher Elementary	78,054.58	-
Rowland	John	Special Education - Sec	86,281.69	-
Rowland	Barbara	AE Instructor Structured Cours	79,453.74	100.00
Rozitis	Christopher	Distance Education - Sec	94,857.04	167.66
Rubin	Joyita	Teacher Elementary	78,421.93	-
Rudden	Sherry	Teacher Elementary	75,326.88	-
Rudland	Laura	Teacher Elementary	83,279.55	-
Ruggeri	Josiane	Teacher Secondary	85,918.24	-
Ruggeri-Soliman	Isabel	Teacher Elementary	79,940.51	-
Runstrom	Erica	Teacher Elementary	85,948.54	-
Rupert	Sean	Teacher Elementary	78,872.94	215.00
Rushton	Marilyn	Visually Impaired - Elem	86,336.49	251.00
Russell	Lorelei	Senior Manager - HR	127,853.94	1,831.83
Russell	Susan	Teacher Elementary	85,983.42	30.00
Russell	Bruce	Teacher Secondary	85,948.54	85.00
Russell	Diane	Teacher Secondary	85,918.24	130.00
Rutley	James	Secondary Vice-Principal	113,176.91	-
Rymer	Robert	Teacher On Call Limited - Sec	89,787.37	-
Saar	Paula	Special Education - Sec	85,948.54	-
Sabbagha	Sarah	Teacher Elementary	78,421.64	215.00
Sabbagha	Raja	Teacher Elementary	78,229.92	45.00
Sabourin	David	Teacher Secondary	88,963.74	-
Saccone	Sean	Teacher Elementary	84,817.74	-
Sadhra Sran	Sharanjeet	Teacher Elementary	85,909.92	-
Sadler	Dawn	Elementary Principal	110,927.35	2,375.07
Sadri	Sophie	Teacher Elementary	90,119.99	-
Sahota	Kamaljit	Teacher Elementary	84,787.84	150.00
Sahota	Sundeep	Summer School Administrator	78,031.51	46.00
Sale	Corey	Teacher Secondary	82,102.89	-
Salter	April	Teacher Secondary	86,154.27	-
Salter	Suzanne	Teacher Elementary	85,926.98	130.00
Saltzman	Shelley	Teacher Secondary	85,471.18	47.30
Sam	Juliana	Teacher Secondary	89,369.70	10.00
Samiei	Armin	Elementary Vice-Principal	98,707.03	-
Samra-Gynane	Rupinder	Secondary Vice-Principal	113,163.91	4,551.32
Samra-Thind	Karen	Teacher Elementary	82,638.34	105.00
Sander	Anne	Teacher Secondary	86,967.44	-
Sandhu	Harjinder	Elementary Principal	120,701.28	-
Sandhu	Money	Teacher Elementary	85,948.54	125.00
Sandhu	Nirmaljeet	Teacher Secondary	85,041.60	189.00
Sandri	Doris	Secondary Vice-Principal	113,175.91	-
Sanford	Lois	Special Education - Sec	90,828.29	-
Sanft	Monika	Elementary Principal	124,944.44	-
Sangra	Harjinder	Teacher Elementary	85,931.31	200.00
Sans	Renald	Teacher Elementary	85,918.24	-
Sapic	Dragan	Teacher Elementary	85,510.22	85.00
Sauder	Catherine	Teacher Elementary	84,817.74	-
Scaglione	Giuseppe	Teacher Secondary	88,472.11	10.00
Scally	Lynn	Teacher Elementary	84,344.65	-
Schenkeveld	T. Grace	Teacher Elementary	86,540.48	-
Scherf	Stephen	Teacher Secondary	79,194.16	85.00
Schieman	Brent	Secondary Vice-Principal	113,280.91	-
Schindel	Robert	Director of Instruction	149,257.30	6,107.24

Schleppe	Christine	Teacher Elementary	86,916.35	-
Schmidt	Jann	Elementary Principal	113,178.62	846.79
Schoeber	Tyson	Special Education - Elem	84,787.84	-
Schofield	Andrew	Secondary Principal	118,181.53	1,499.23
Schofield	Pamela	Teacher Elementary	78,394.28	-
Schouls	Rita	Visually Impaired - Elem	87,279.53	100.00
Schratter	Michael	Teacher Elementary	90,003.51	-
Schwab	Maria	Teacher Secondary	85,918.08	-
Scorda	Sammy	Teacher Secondary	88,025.31	-
Scoretz	Erin	Teacher Elementary	84,834.98	50.00
Scoten	James	Teacher Secondary	89,852.41	-
Scott	Maria	Teacher Elementary	88,989.44	220.00
Scott	Sarah	Teacher Elementary	84,787.84	130.00
Scott	Ronald	Coordinator - Community School	78,236.21	1,107.00
Scott	Jennifer	Coordinator - Community School	77,113.27	1,500.00
Scott	James	Special Education - Sec	76,382.25	40.00
Segers	Susan	Teacher Elementary	82,457.23	100.00
Sellick	Ashley	Special Education - Sec	84,787.84	-
Seltenrich	Louise	Teacher Elementary	78,999.12	-
Semail	Sonya	Teacher Secondary	85,946.49	-
Senior	Susanna	Teacher Elementary	84,787.84	12.00
Serbic	Sonya	Teacher Elementary	85,213.68	-
Seto	Robin	Teacher Secondary	84,852.49	52.50
Seto	Louise	Teacher Elementary	77,627.01	150.00
Seto	Melissa	Teacher Elementary	76,401.23	50.00
Shaddick	Wayne	Teacher Secondary	84,856.39	-
Shaman	Tiffany	Teacher Elementary	86,892.08	50.00
Shannon Jung	Sheila	Teacher Elementary	85,918.24	-
Shaw	Renee	Teacher Elementary	85,965.98	115.00
Shaw	Sabine	Teacher Secondary	84,796.45	140.00
Shea	Christy	Teacher Elementary	78,664.96	-
Sheane	Michael	Set BC Provincial - Sec	87,880.43	2,726.04
Sheardown	Dean	Teacher Secondary	84,787.84	-
Sheikh	Irfan	Secondary Principal	128,251.78	-
Sheldan	Dory	Teacher Secondary	89,256.57	-
Sheldan	Alex	Teacher Elementary	84,817.74	44.50
Shelfontiuk	Shirlene	Teacher Secondary	83,654.60	-
Shen	Uyen	Teacher Secondary	80,083.93	130.00
Shepelev	Ludmila	Provl Resource Program - Sec	75,204.84	400.00
Shepherd-Dynes	Diane	Teacher Elementary	85,114.29	220.00
Sheppard	Melanie	Teacher Elementary	85,699.07	-
Sherbaniuk	Donald	Teacher Elementary	84,787.84	-
Sherrett	Doug	Teacher Elementary	84,826.39	-
Sherritt	Kristy	Teacher Elementary	78,421.93	174.50
Shieh	Victor	Teacher Secondary	80,281.36	-
Shipley	Katherine	Teacher Secondary	95,387.91	-
Shmyr	Tyson	Coordinator - Community School	76,274.19	-
Shomura	Michelle	Teacher Elementary	90,089.69	62.00
Short	Nicole	Special Education - Elem	75,204.84	-
Sicklesteel	Stephen	Carpenter	75,999.89	-
Sidhu	Jagdeep	Teacher Elementary	84,173.69	50.00
Silickas	Nika	Area Counsellor - Elem	84,148.47	12.00
Siller	Jacqueline	Teacher Secondary	89,550.88	-
Silver	True	Teacher Secondary	85,323.38	-
Silvers	A. Tish	Teacher Secondary	85,957.26	185.00
Silvestre	Jose	Teacher Secondary	100,625.28	-

Simard	Annie	Teacher Elementary	126,785.08	-
Simon	Eve	Teacher Elementary	78,398.26	-
Simpson	Elizabeth	Teacher Elementary	78,924.65	-
Sinclair	Helen	Teacher Secondary	86,322.34	25.00
Sinclair	Paul	Teacher Secondary	78,394.28	-
Sinclair	Matthew	Teacher Secondary	77,999.49	-
Singh	Michael	Teacher Elementary	95,344.54	38.00
Singh	Shamsher	Teacher Secondary	75,805.67	10.00
Sippel	Janice	Coordinator - Abuse Prevention	82,012.33	-
Siracusa	Gabriella	Teacher Secondary	90,596.79	413.25
Siudut	Beverley	Teacher Elementary	77,594.40	-
Skarsgard	Paul	Summer School Administrator	97,502.56	24.00
Skeldon	Timothy	Teacher Secondary	89,599.90	-
Skibinski	Sharon	Teacher Elementary	85,948.54	150.00
Skinner	Charlotte	Teacher Elementary	84,787.84	36.00
Skutelnik	Sandra	Teacher Elementary	78,421.93	65.00
Slapsys	Algirdas	Teacher Secondary	82,863.01	-
Sleep	Carrie	Elementary Principal	99,770.78	2,086.11
Slinger	Jane	Teacher Elementary	82,390.84	-
Smathers	James	Teacher Elementary	84,817.74	-
Smedley	Karla	Teacher Secondary	85,948.54	-
Smith	Selma	Vice Princ-Student School Serv	101,415.97	300.00
Smith	Sean	Teacher Elementary	90,519.99	-
Smith	Gillian	Area Counsellor - Elem	87,467.60	75.00
Smith	Ramona	Teacher Elementary	86,220.64	-
Smith	Mary	Teacher Secondary	86,085.51	207.90
Smith	Paul	Teacher Elementary	85,948.54	-
Smith	Joy	Teacher Elementary	85,918.24	-
Smith	Lauren	Teacher Secondary	85,918.24	-
Smith	Merton	Teacher Secondary	84,868.10	-
Smith	Mariette	Teacher Secondary	83,295.19	875.00
Smith	Mary	Teacher Elementary	83,275.13	-
Smith	Darcy	Teacher Secondary	78,402.24	68.25
Smith	Leslie	Coordinator - Community School	78,376.71	-
Smith	Davin	Teacher Secondary	76,197.70	-
Smyth	Bebhinn	Teacher Elementary	75,204.84	283.50
Snell	Marilyn	Teacher Secondary	92,591.96	130.00
Snyder	Steven	Project Manage - Facilities	87,288.17	3,067.12
Snyder	Roderick	Teacher Elementary	78,445.80	-
So	Debbie	Teacher Elementary	84,830.74	125.00
Sobral	Manuel	Special Education - Sec	82,312.25	-
Soga	Dana	Teacher Elementary	76,860.89	-
Sokukawa	Janice	Teacher Elementary	78,453.76	30.00
Solmes	Robert	Teacher Secondary	78,398.26	-
Sommerfeld	Carl	Teacher Secondary	78,433.87	-
Sones	Elisabeth	Teacher Elementary	87,594.85	173.25
Soong	Bernard	Secondary Vice-Principal	110,186.26	446.16
Soong	Derek	Teacher Elementary	84,804.87	-
Sorochan	Shannon	Secondary Vice-Principal	113,189.91	-
Souther	Janet	Elementary Principal	124,729.76	6,561.52
Sovilj	Angelica	Teacher Elementary	78,394.28	-
Spence	Jeffrey	Teacher Secondary	85,918.24	-
Spencer	Jane	Teacher Elementary	84,835.04	-
Spicer	Sandra	Teacher Elementary	86,348.54	-
Spring	Colleen	Teacher Secondary	84,817.74	-
Springer	Germanita	Teacher Secondary	84,787.84	-

Sprintzios	Michelle	Teacher Elementary	84,346.63	-
Spurr	Kathryn	Teacher Elementary	79,751.80	230.00
Stafford	Deborah	Teacher Secondary	82,593.37	-
Stair	Nancy	Senior Manager - HR	116,819.30	-
Staller	Donald	Teacher Secondary	78,053.53	95.25
Stancombe	Terin	Teacher Secondary	76,039.19	200.00
Stanway	Terrence	Teacher Secondary	88,420.52	-
Stassinopoulos	Jim	Distance Education - Sec	145,909.48	85.00
Stavrou-Johnson	Anthea	Teacher Elementary	78,421.93	-
Stec	Patricia	Teacher Elementary	80,808.89	125.00
Steele	Sharlene	Teacher Elementary	86,549.38	-
Steinmann	Stanley	Supervisor - SACY	88,998.88	-
Steinruck	Anthony	Teacher Secondary	92,205.52	-
Stephenson	Bruce	Teacher Secondary	92,056.97	94.00
Sterling	Hope	Elementary Principal	113,098.49	1,045.57
Studel	Jeffrey	Teacher Secondary	82,965.83	-
Stevenson	Susan	Elementary Principal	113,693.40	3,208.55
Stevenson	Jennifer	Summer School Administrator	86,495.69	-
Stewardson	Adrienne	Teacher Elementary	80,820.76	60.00
Stewart	Janet	Associate Superintendent	166,972.52	5,532.41
Stewart	Angela	Teacher Elementary	85,948.54	-
Stewart	Ellen	Teacher Secondary	84,787.84	-
Stewart Hunter	Ann	Consultant ESL - Sec	92,614.29	155.00
Stoelting	Damon	Teacher Secondary	85,983.42	-
Stokes	Trevor	Special Education - Sec	80,573.72	-
Stokovac	Lucio	Teacher Secondary	85,825.97	-
St-Onge	Christine	Teacher Elementary	83,223.63	-
Story	Donna Raye	AE Instructor Structured Cours	81,773.39	-
Sturrock	Colleen	Teacher Elementary	85,957.26	12.00
Styles	Douglas	Elementary Vice-Principal	86,796.68	-
Sugimoto	Sandra	Teacher Secondary	84,792.17	147.84
Sullivan	Shelley	Teacher Secondary	79,709.11	577.50
Sum	Andrea	Teacher Secondary	86,399.86	370.00
Sun	Yuanfang	Teacher Secondary	82,164.00	135.00
Sunnus	Deborah	Teacher Elementary	84,787.84	-
Sutherland	Maryann	Teacher Elementary	84,817.74	-
Sutherland	Joanne	Teacher Elementary	80,812.85	140.00
Sveistrup	Stacey	Consultant Modern Language	91,157.37	511.61
Swain	Andrew	Teacher Elementary	85,948.54	95.00
Swartile	Shirley	Special Education - Elem	84,796.47	-
Switzer	Danielle	Teacher Elementary	78,294.30	-
Sykes	Patricia	Teacher Elementary	84,817.74	-
Tabak	Marinko	Teacher Secondary	82,863.01	-
Tabrizi	Mehrdad	Teacher Secondary	80,480.00	-
Taillefer	David	Teacher Elementary	78,421.93	85.00
Tait	Kelly	Teacher Elementary	84,817.74	-
Takahara-Mark	Elizabeth	Teacher Elementary	84,787.84	50.00
Takahashi	Noreen	Grandfathered Program Advisor	80,901.58	-
Takizawa	Akemi	Teacher Secondary	85,918.24	-
Talmatchi	Ala	Teacher Elementary	83,918.84	-
Tam	David	Teacher Secondary	96,455.52	300.00
Tam	Carol	Teacher Elementary	90,530.52	225.00
Tam	Evelyn	Teacher Elementary	84,817.74	-
Tam	Vincent	Teacher Elementary	84,787.84	-
Tan	Chong	Teacher Secondary	87,061.87	-
Tan	Hui Lu	Teacher Elementary	85,918.24	-

Tanabe	Sharon	Teacher Secondary	86,565.68	-
Tanaka	Melanie	Teacher Elementary	93,160.62	-
Tang	Vincent	Teacher Secondary	78,420.28	185.00
Tang	Jenien	Teacher Elementary	75,773.13	-
Tanner	Kristina	Teacher Secondary	86,115.41	140.00
Tatomir	Ksena	Teacher Secondary	78,049.36	135.00
Taylor	Michelle	Teacher Gifted Program	78,021.99	-
Taylor	P.Geoffrey	Secondary Principal	128,003.60	85.00
Taylor	Brent	Teacher Secondary	89,595.54	60.00
Taylor	Louise	Teacher Elementary	85,488.64	-
Taylor	Mary	Teacher Secondary	84,908.77	-
Taylor	Jasmin	Teacher Secondary	78,429.89	135.00
Taylor	Lorri	Provl Resource Program - Elem	78,394.28	-
Teeuwssen	Donald	Teacher Elementary	85,918.23	-
Tello	Esther	Teacher Secondary	85,948.54	-
Tenta	Jonathan	Special Education - Sec	84,787.84	130.00
Tereposky	Darren	Teacher Elementary	84,164.95	85.00
Terretta	Lorraine	Elementary Principal	110,927.35	981.00
Teti	Lori	Teacher Elementary	84,778.48	-
Theodoropoulos	Sophia	Teacher Secondary	77,988.51	135.00
Thibault	Monique	Teacher Elementary	85,948.54	-
Thomas	Rosemary	Elementary Vice-Principal	99,770.78	300.00
Thomas	Stephen	Supervisor - Maintenance	99,542.22	-
Thomas	Catherine	Elementary Principal	99,275.40	3,161.32
Thomas	Ian	Contract Inspector	82,878.00	-
Thomas	Craig	Teacher Elementary	78,394.28	50.00
Thomas	Alison	Provl Resource Program - Elem	75,990.24	963.00
Thomas	Albert	Plumber	75,346.13	-
Thompson	Lindsay	Elementary Vice-Principal	99,148.03	-
Thompson	Janet	Teacher Secondary	89,995.54	-
Thompson	Kathleen	Special Education - Sec	78,402.24	-
Thompson	Susan	Teacher Elementary	78,394.28	215.00
Thomson	John	Set BC Provincial - Elem	94,427.48	113.98
Thomson	Katrina	Secondary Vice-Principal	88,897.61	220.00
Thornton	Carol	Provl Resource Program - Sec	94,680.13	199.23
Thorpe-Mactavish	Kendal	Teacher Elementary	78,394.28	-
Tiganis	Kaliopi	Teacher Elementary	78,394.28	-
Tilston	Jacy	Teacher Elementary	81,357.59	160.00
Ting	Camilla	Teacher Elementary	84,826.35	-
Ting	Pierre	Teacher Secondary	84,787.84	-
Tinka	Pauline	Teacher Secondary	75,204.84	130.00
Todd	Maxwell	Teacher Secondary	78,398.28	-
Toews	Bradley	Teacher Elementary	95,961.86	190.00
Tolksdorff	David	Teacher Secondary	89,256.57	-
Tomassetti	Vincenzo	Manager - Assistive Tech. BC	104,275.46	287.50
Tome	Ana	Teacher Elementary	78,422.13	-
Tompkins	Darren	Supervisor - Purchasing	82,515.19	1,553.76
Tomsics	Teresa	Teacher Elementary	84,376.53	155.00
Tong	Aileen	Teacher Elementary	78,394.28	250.00
Tong	Jaime	Teacher Secondary	77,602.78	75.00
Toomer	Yvonne	Teacher Elementary	85,918.24	-
Tooshkenig	Audrey	Teacher Elementary	78,421.93	300.00
Topolnicki	Dawn	Teacher Elementary	85,133.40	-
Tornroos	Linda	Teacher Elementary	81,417.70	24.72
Torrance	Manjit	Teacher Elementary	76,198.56	-
Toscza	ian	Teacher Elementary	81,413.90	-

Toth	Victor	Teacher Elementary	84,822.04	-
Tousaw	Natasha	Teacher Elementary	85,054.86	-
Townsend	Ruth	Teacher Elementary	85,961.54	-
Toye	Lynda	Technical & Resource Support E	77,336.35	-
Treacher	Patricia	Teacher Elementary	84,860.93	159.00
Treanor	Monica	Teacher Elementary	78,394.28	45.00
Trotti	Vito	Electrician	79,384.39	-
Trovaio	Margaret	Elementary Vice-Principal	98,630.03	-
Tryssenaar	Jason	Teacher Secondary	88,820.52	-
Tsagaris	Maria	Teacher Elementary	85,200.75	140.00
Tsang	Christopher	Teacher Secondary	85,973.31	-
Tso	John	Teacher Secondary	86,616.20	-
Tso	Katherine	Teacher Elementary	84,787.85	30.00
Tsolinas	Irene	Teacher Elementary	85,948.54	-
Tsolinas	Stefanos	Steamfitter	76,723.81	-
Tsonis	Georgia	Teacher Secondary	78,394.28	-
Tsoulos	Garufalia J	Teacher Elementary	85,940.07	114.00
Tsoulos	Kostantina	Teacher Secondary	85,935.77	-
Tsui	Germaine	Secondary Vice-Principal	113,164.51	-
Tsuyuki	June	Teacher Secondary	84,809.41	155.00
Tuerlings	Natalie	Teacher Elementary	80,808.89	30.00
Tully	Shannon	Speech Language Pathologist	87,771.28	-
Turner	Shirley	Special Education - Sec	85,556.46	130.00
Turner	Steven	Teacher Elementary	84,834.98	20.00
Tycho	Leanne	Teacher Secondary	76,719.42	130.00
Uchida	Christine	Teacher Elementary	84,402.39	-
Ulman	Grazyna	Special Education - Sec	84,817.74	-
Underwood	Shauna	Teacher Secondary	85,948.54	-
Underwood	Marie	Teacher Elementary	78,195.35	-
Ungurean	Bianca	Teacher Secondary	86,155.90	-
Unrau	Doreen	Teacher Elementary	84,817.74	75.00
Unsworth	Gregory	Teacher Elementary	78,999.12	139.50
Upton	Kim	Teacher Elementary	78,421.93	-
Van Alstyne	Audrey	Dist Principal - Learning Tech	127,883.82	-
Van Der Woerd	Wendie	Teacher Elementary	83,756.93	-
Van Deventer	Linda	Teacher Elementary	85,918.24	180.00
Van Kreuningen	Jeffrey	Teacher Secondary	78,421.93	-
Van Wynsberghe	Brenden	Special Education - Elem	85,952.64	585.00
Vassilakis	Maria	Teacher Elementary	91,474.59	40.00
Vastardis	Michael	Teacher Secondary	78,847.07	-
Vaz	Andre	Teacher Secondary	78,421.93	-
Veda	Kate	Teacher Elementary	78,402.24	39.00
Vellescig	Daniel	Teacher Secondary	82,055.89	-
Veness Kehler	Tina	Teacher Secondary	84,792.14	24.00
Vera	Alejandro	Teacher Secondary	85,927.01	-
Veverka	Bradley	Teacher Secondary	78,394.28	-
Vey-Chilton	C. Annette	Secondary Principal	133,073.57	2,000.00
Vickars	Sherry	Teacher Elementary	77,402.42	-
Vieira	Sharon	Elementary Vice-Principal	82,143.36	-
Vikner	Elizabeth	Teacher Secondary	79,356.43	-
Vincent	Sharon	Teacher Secondary	85,922.62	-
Vine	Gary	Teacher Secondary	88,959.28	-
Violi	Paula	Teacher Secondary	84,817.74	-
Visser	Linda	Teacher Elementary	78,398.26	-
Vockeroth	Robert	Teacher On Call Limited - Elem	84,067.57	65.00
Vogel	Matthew	Learning Services Manager-ATBC	83,425.50	-

Von Holtum	Brenda	Teacher Elementary	84,817.74	-
Von Keyserlingk	Gesa	Teacher Secondary	89,125.56	-
Vose	Susanna	Teacher Elementary	84,787.84	-
Vranakis	Catherine	Teacher Secondary	78,453.84	-
Vulgaris	Michael	Secondary Vice-Principal	109,035.20	800.00
Vuu	Sandra	Teacher Secondary	88,424.84	20.00
Wadge	Patrick	Teacher Secondary	88,128.71	10.00
Wagner	E. Susan	Teacher Elementary	84,787.84	140.00
Wai	Natalie	Summer School Administrator	95,799.80	-
Wai	Karina	Teacher Elementary	84,787.84	65.00
Waight	Noriko	Teacher Secondary	82,909.42	-
Waisberg	David	Teacher Secondary	85,918.24	270.00
Walach-Joseph	Marilyn	Teacher Elementary	78,421.93	65.00
Wale	Daphne	Aboriginal Education - Elem	85,918.24	85.00
Walker	Ellen	Teacher Secondary	78,394.28	-
Walks	Kathryn	Teacher Secondary	78,394.28	190.00
Wall	Lisa	Teacher Elementary	78,394.28	-
Wallace	Alissa	Teacher Secondary	86,773.36	225.00
Wallace	Rochelle	Teacher Elementary	85,918.22	-
Wallace	Paul	Teacher Secondary	84,787.84	-
Wallace	Joanne	Teacher Elementary	78,421.93	-
Wallbridge	Caroline	Elementary Principal	124,870.09	-
Waller	Wendy	Teacher Secondary	93,941.90	-
Walls	Catherine	Teacher Elementary	83,435.26	-
Walsh	Patrick	Supervisor - Printing & Dist	81,311.17	-
Walsh	Christine	Teacher Elementary	79,524.73	20.00
Walter	Alexander	Teacher Elementary	78,394.28	40.00
Wan	Shiu San	Teacher Elementary	84,604.76	-
Wan	J-P Bernard	Teacher Elementary	78,394.28	45.00
Wang	Xianen	Teacher Secondary	85,918.24	80.00
Wang	Xiaohui	Teacher Secondary	78,394.28	-
Wang	Terence	Teacher On Call - Sec	77,985.62	-
Wansink	Anita	Teacher Elementary	78,425.91	65.00
Waraich	Harneke	Teacher Secondary	78,032.92	-
Ward	Karen	Teacher Elementary	78,421.93	-
Wardrop	Amanda	Teacher Elementary	85,961.54	146.25
Warkentin	Mark	Teacher Elementary	84,787.84	-
Warrington	Michael	Teacher Secondary	77,994.40	-
Wasyliuk	Amber	Teacher Elementary	89,854.81	-
Watkins	Dorothy	Elementary Principal	108,480.41	-
Watson	Sonja	Teacher Elementary	78,407.28	140.00
Watt	Peter	Teacher Elementary	78,665.47	150.00
Weatherall	Julie	Elementary Vice-Principal	99,770.78	109.00
Weatherall	Jacquelyn	Area Counsellor - Elem	98,235.12	83.30
Weatherall	Jill	Teacher Elementary	78,394.28	-
Webber	Randall	Teacher Elementary	84,787.84	-
Weichel	Cheriee	Teacher Elementary	85,974.70	-
Wells	Teresa	Teacher Elementary	75,439.60	-
Werbowski	Shelley	Teacher Elementary	77,588.51	20.00
Weremchuk	Kenneth	Teacher Secondary	83,522.21	387.45
Weresch	Jonathan	Elementary Principal	107,777.45	-
Werner	Sonia	Teacher Secondary	78,398.26	-
West	Erika	Teacher Elementary	84,830.65	-
Westereng	Jeremy	Teacher Secondary	84,809.49	-
Weston	Linda	Visually Impaired - Elem	86,232.23	25.00
Wheelhouse	Sonya	Teacher Elementary	77,992.54	-

Whelan	Kathleen	Teacher Secondary	78,421.93	-
Whitcroft	Natalie	Teacher Elementary	85,965.98	-
White	Elizabeth	Teacher Elementary	85,948.54	-
White	Bradley	Teacher Secondary	82,026.96	200.00
Whitehead	Mark	Plumber	75,625.31	-
Wiebe	Roger	Secondary Principal	130,114.61	-
Wightman	Adam	Teacher Secondary	84,805.05	-
Wilkes	Jessica	Teacher Elementary	77,999.97	40.00
Wilkie	Jonathan	Teacher Secondary	82,026.96	-
Wilkin	Carel	Teacher Elementary	85,957.51	-
Willan	Roger	Teacher Secondary	85,918.24	-
Williams	Hollie	AE Instructor	101,742.85	100.00
Williams	Stephen	Summer School Administrator	99,539.18	125.00
Williams	Aimee	Teacher Elementary	86,217.88	77.86
Williams	Warren	School & Student Support B	80,280.28	-
Williams	Leslie	Electrician	76,298.39	-
Wills	Nadia	Teacher Elementary	78,421.93	-
Wilmann	Damian	Secondary Vice-Principal	113,145.78	1,577.44
Wilson	Andrew	Secondary Vice-Principal	113,163.91	-
Wilson	Joan	Teacher Secondary	78,394.28	-
Wilson-Haffenden	Gillian	Teacher Elementary	78,394.28	-
Wilting	Kristina	Teacher Elementary	85,918.24	105.00
Wind	Ian	Manager - Purchasing	111,318.83	349.75
Winn	Miranda	Area Resource - Elem	92,854.88	-
Wittig	Miriam	Teacher Elementary	78,394.28	-
Wittrin	Caroline	Teacher Secondary	84,826.35	130.00
Wolkenbrod	Michelle	Teacher Elementary	85,918.24	-
Wong	William	District Principal	135,191.02	-
Wong	Christopher	Secondary Vice-Principal	107,495.56	-
Wong	Darryl	Summer School Instructor-Sec	100,914.84	85.00
Wong	Gina	Teacher Elementary	92,626.66	1,412.73
Wong	Jesse	Teacher Secondary	88,967.89	-
Wong	Florence	Set BC Provincial - Elem	87,947.81	2,827.16
Wong	Jennifer	Teacher Secondary	86,170.61	-
Wong	Jenny	Teacher Secondary	85,956.45	-
Wong	Nellie	Teacher Elementary	85,918.24	120.00
Wong	Anthony	Teacher Elementary	85,918.24	180.00
Wong	Christina	Teacher Elementary	84,834.95	30.00
Wong	Brian	Teacher Elementary	84,800.75	-
Wong	Nyuk	Teacher Elementary	84,796.49	-
Wong	Sally	Teacher Secondary	84,787.84	14.50
Wong	Manna	Teacher Secondary	84,787.84	-
Wong	Wendy	Teacher Elementary	84,615.49	172.00
Wong	Miranda	Teacher Elementary	82,819.28	334.08
Wong	Wayne	Teacher Secondary	81,957.20	-
Wong	Sharon	Teacher Elementary	81,641.54	-
Wong	Anne	Teacher Elementary	81,273.20	40.00
Wong	Leonard	Teacher Secondary	80,573.72	48.00
Wong	Ernest	Teacher Elementary	78,983.68	-
Wong	Beth	Teacher Elementary	78,421.93	24.00
Wong	Edna	Teacher Secondary	78,190.31	-
Wong	Gloria	Teacher Elementary	77,984.51	-
Wong	Marco	Electrician	75,552.26	-
Wong	Linda	Teacher Elementary	75,050.28	120.00
Wong-Moon	Leah	Teacher Secondary	81,453.50	-
Woo	Peter	Elementary Principal	110,948.95	-

Woo	Cindy	Teacher Elementary	85,918.24	30.00
Woo	Diane	Functional Advisor	78,119.78	32.78
Wood	Andrea	Special Education - Sec	87,019.72	-
Woods	James	Special Education - Sec	84,813.79	125.00
Woodward	Elizabeth	Teacher Elementary	80,507.65	-
Woo-Lei	Frances	Teacher Elementary	84,787.84	110.00
Woron	Janet	Teacher On Call Limited - Elem	78,394.28	30.00
Wou	Amy	Teacher Elementary	78,394.28	-
Woudzia	John	Psychologist - Elem	88,170.33	50.00
Wreggit	Tammy	Teacher Elementary	77,578.40	10.00
Wright	Trevor	Teacher Elementary	84,787.84	150.00
Wrinch	Trevor	Teacher Elementary	87,466.05	-
Wu	Jerry	Mgr - Settlement Wrkr in Schls	89,770.71	-
Wu	Michael	Area Counsellor - Elem	88,453.15	81.50
Wu	Xue	Teacher Secondary	85,948.79	-
Wyatt	Sharon	Teacher Elementary	85,952.90	-
Wyllychuk	Jane	Area Counsellor - Elem	83,724.12	135.69
Wyper	Daniel	Teacher Secondary	77,548.36	-
Yada	Margaret	Teacher Elementary	88,464.56	-
Yamada	Takashi	Set BC Provincial - Sec	91,010.36	395.75
Yang	Mathilde	Teacher Secondary	78,398.28	-
Yannakoulis	George	Teacher Secondary	94,154.75	-
Yee	Evelyn	Summer School Administrator	96,349.55	56.00
Yee	Helen	Supvsr - Accounting & Treasury	96,329.79	2,183.50
Yee	Marilyn	Area Counsellor - Elem	88,981.06	-
Yee	Jason	Teacher Secondary	85,918.13	-
Yee	Bryan	Teacher On Call - Sec	79,565.03	-
Yeh	Helen	Teacher Elementary	88,633.69	101.75
Yeh	Billy	Teacher Elementary	78,425.66	-
Yelizarov	Michael	Electrician	81,474.52	-
Yeo	Julia	Teacher Elementary	77,144.76	145.00
Yeomans	Susan	Teacher Elementary	78,394.28	-
Yetman	John	Teacher Secondary	85,217.74	-
Yeung	Celia	Teacher Elementary	84,792.17	130.00
Yeung	Kiara	Teacher Elementary	78,394.28	-
Yim	Andrea	Teacher Elementary	84,817.74	40.00
Yip	Stacey	Teacher Secondary	88,420.52	-
Yip	Eugene	Electrician	80,588.83	-
Yiu	Lai Lai	Provl Resource Program - Elem	84,826.35	446.95
York	Lori	Teacher Secondary	82,752.43	-
Yoshida	Esther	Teacher Elementary	78,421.93	-
Young	Tonia	Teacher Elementary	84,713.58	-
Young	Jennifer	Teacher Elementary	78,821.93	-
Young	Linda	Teacher Elementary	78,425.91	184.87
Young	Andre	Teacher Secondary	78,394.28	-
Young	Karen	Teacher Elementary	77,246.06	35.00
Yu	Brian	Teacher Secondary	89,563.88	-
Yu	Angelina	Teacher Elementary	87,303.46	150.00
Yu	Lisa	Teacher Elementary	78,394.28	40.00
Yuen	Harry	Teacher Secondary	89,546.44	-
Yuen	Ernest	Teacher Secondary	84,796.49	-
Yuen	Grace	Teacher Elementary	84,787.84	-
Yuill	Craig	Teacher Secondary	82,050.83	-
Yung	Mary	HR Coordinator	84,619.87	-
Zambito Orazio	Giuseppina	Teacher Elementary	84,826.35	230.00
Zambrano	Tanya	Teacher Secondary	78,394.28	20.00

Zdriluk	Kathryn	Teacher Elementary	84,822.07	-
Zeit	Andrea	Elementary Vice-Principal	99,770.78	3,865.38
Zerbe	Richard	Elementary Principal	124,952.40	-
Zerbinos	Panagiotis	Teacher Secondary	86,679.48	-
Zhang	Hu	Teacher Secondary	94,188.60	-
Ziakos	Fanoula	Teacher Secondary	77,930.20	120.00
Zimmermann	Douglas	Electrician	79,054.91	-
Zitka	Ligeia	Teacher Secondary	84,796.45	-
Zrymiak	Carol	Area Counsellor - Elem	89,840.84	280.00
Zukowski	Shirley	Teacher Elementary	78,421.93	-
Zwaagstra	Wendy	Teacher Elementary	84,618.51	45.00
Zylstra	Patricia	Teacher Elementary	84,817.74	-
Total Remuneration Exceeding \$75,000			<u>\$ 194,367,639.90</u>	<u>\$ 412,369.05</u>
Total for Employees with Remuneration less than \$75,000			<u>\$ 204,732,363.09</u>	<u>\$ 203,557.45</u>
Total Remuneration and Expenses paid (including Elected Officials			<u>\$ 399,344,977.43</u>	<u>\$ 623,893.91</u>
Employer Payments for CPP and EI				<u>\$ 23,910,240.62</u>

Schedule of Vendor Payments

<u>Supplier Name</u>	<u>Total Payment</u>
0954807 B.C. Ltd.	\$ 136,140
4th Utility Inc.	70,049
A Star Society	37,829
A W Fireguard Supplies (1991) Ltd	56,000
Absolute Value Publications	37,976
ACM Environmental Corporation	169,419
Action Holdings Ltd T/A Custom Blacktop	121,649
Acton Ostry Architects Inc.	502,676
Affinity Group Tours	50,985
Alliance Medical Monitoring	30,851
Altus Group	26,775
Amazon	79,788
Andornot Consulting Inc.	25,105
Angel Accessibility Solutions	35,902
Angus Corporate Centre Ltd	702,961
Anixter Canada Inc	50,233
APL* ITUNES.COM	111,606
Apple Canada	1,494,203
Arbutus Roofing & Drains Ltd	444,742
Aroga Technologies Ltd	785,063
Arts Umbrella	42,690
Audio Cine Films Inc	29,587
AV Solutions	574,272
B C Hardwood Floors Co	121,149
B.A. Robinson Co. Ltd.	135,762
B.C. Tree Services Ltd.	74,183
Bamfield Marine Science Centre	64,640
Banff Lodging Company	36,392
Baragar Enterprises Ltd.	89,954
Bard on the Beach	38,916
BC Carpenters Fund	208,023
BC Centre for Ability	128,278
BC Hydro	3,369,198
BC Principals & Vice Principals Assoc	37,057
BC Safety Authority	94,661
BC School Sports	44,519
BC School Trustees Association	28,260

BC Teachers' Federation	8,430,557
BC Technology for Learning Society	81,090
Beatty Floors Ltd	73,400
Belfor Restoration Services	252,091
Big Kahuna Sport Co.	230,821
Big Kahuna Sport Company	50,991
Blue Pine Enterprises Ltd.	379,982
Bonnefoy Business Management Services	61,766
Boreal Science	62,968
Bouygues Building Canada	11,211,440
Branded Distribution	150,984
Bricklayers & Mason Local # 2	42,690
Bridges Canada	609,558
Brink's Canada Limited	29,651
BTY Group	157,967
Bubas George Motors Ltd.	31,332
Butler Workplace Solutions	30,240
C & C Destination Tours Inc.	25,270
C3M Construction Group Inc.	104,871
Cambie Roofing&Drainage Contractors Ltd.	69,712
Camp Fircom Society	45,720
Camp Jubilee Retreat & Conference	120,862
Camp Squeah	38,236
Camp Summit	49,681
CAMtria Inc.	28,813
Can-Achieve Int'l Education Service	25,110
Canada Post Corporation	36,945
Canada-Cuba Sports	61,122
Canadian Educational Subscriptions	31,203
Canadian Refrigeration and Air	46,191
Canadian Union of the Public Employees	106,253
Canadian Western Trust	1,343,257
Canon Business Solutions Canada Inc.	968,011
Canuel Caterers	375,191
Cardinal Coach Lines ULC	2,618,650
Cat Rental Store	36,753
CDW Canada	159,379
Chan Centre for the Performing Arts	54,783
Charter Telecom Inc.	150,479
Cheakamus Centre	86,292
Chen Yanrong	78,975

Chubb Security Systems	37,722
CIBC - Mellon	201,635
City of Vancouver	640,005
City of Vancouver	94,791
City of Vancouver - Property Tax Branch	953,363
City Of Vancouver Yards Branch-Engineer	172,744
City of Vancouver Utility Billing	1,052,757
Clean Harbors Canada	88,614
Cliffhanger Climbing	27,612
Cloverdale Paint Inc	34,887
Coast Wholesale Appliances Inc.	60,282
Coastal Reign Printing Ltd.	31,155
Colborne Architect Group	1,154,886
Community Savings Credit Union	917,718
COMPASS CARDS	144,881
Corporate Express Canada Inc	450,630
Covenant House Van	30,500
CPS Canada Inc.	37,255
Craig A & Son Ltd	275,310
Creative Insignia Ltd.	51,714
Crescent Beach Publishing	111,624
CRS Commercial Carpet Maintenance	163,096
CS Mounting Systems 2005 Co.	60,275
CSFEP	58,867
C-Shore Communications Inc.	28,930
CUMIS Retirement Services	197,226
CUPE	1,250,490
Cypress Mountain	85,704
D.G.S. Construction Co. Ltd.	5,472,354
DA Architects + Planners	241,690
Dafco Filtration Group	25,418
Davidson	44,397
Dell Canada Inc.	1,318,222
Dell Financial Services Canada Ltd.	622,591
Delta Continuing Education	28,830
Destination Snow	37,734
DIALOG BC Architecture Engineering	115,389
District Council 38 Membership Services	156,196
Double V Construction Ltd.	194,484
Doug Mitchell Thunderbird Sports Center	42,003
Dubas Engineering	65,822

Dulux Paints	82,983
Dynamex Canada Limited	34,563
DynaVox Canada	364,522
Ebsco Canada Ltd.	240,929
Ecowaste Industries	42,804
Educan Institutional Furniture Ltd	280,677
Educational World Tours	59,955
Edvantage Interactive	30,471
Elander Inspection Ltd.	25,589
Eli Mina Consulting	25,502
Ellison Travel & Tours Ltd.	377,196
ERC Roof Management Ltd	127,724
Erv Parent Co Ltd	29,706
ESC Automation	393,791
Evans Lake Forest Education	67,554
Executive Mat Service	84,038
Exell Power Services Ltd.	64,702
exp Services Inc.	96,746
Fairmont Waterfront Hotel	105,767
Family Maintenance Enforcement Program	65,824
Farm-Tek Turf Services Inc.	79,507
FDMT Enterprises Inc.	28,644
Finch Media Ltd.	69,986
Finisterra Travel	59,434
First Class Planners Ltd.	34,229
First Student Canada	111,806
FirstCanada ULC	239,052
Foreign Student Services	32,890
FortisBC-Natural Gas	1,495,190
Francl Architecture	309,996
Fraser Health Authority	178,806
Fraser Valley Equipment	39,880
Free The Children	29,121
Fresh Roots Urban Farm Society	65,139
Friesens Yearbooks	246,255
Frontier Computing	148,329
Fu, Zhenghua	27,180
Fujitec Canada	46,627
FutureBook Yearbooks Inc.	155,949
Geopacific Consultants	57,209
Gescan - Div. of Sonepar Canada	31,429

Global Gourmet Foods	567,218
Go Futures HR	76,077
Godfrey Paul	39,240
Gossamer Threads	75,411
Grand & Toy	136,239
GRC Columbia Roofing Inc.	970,328
Great West Life Assurance	537,585
Greater Vancouver Food Bank	246,595
Greater Victoria School Board	81,649
Greater Victoria School District 61	32,374
Greenbarn Potters Supply Ltd	32,243
Gregg Distributors (B.C.) Ltd.	52,445
Grouse Mountain Resorts Ltd.	31,173
Guillevin Int Inc	181,954
Guillevin Int. Inc. (Fleck)	74,354
GWL Realty Advisors Inc. ITF.	74,512
Gym Sense Gymnastics Inc.	55,462
Habanero Consulting Group	129,695
Habitat Systems Inc	710,935
Harbour Publishing Co. Ltd.	30,319
Harris & Co	350,810
Hazmasters Inc.	111,987
HCMA Architecture + Design	384,635
Heat & Frost Insulator Local 118 -	65,662
Heatherbrae Builders Company Ltd.	23,835,241
Heise Kathy	25,417
Hellenic Community Centre	40,999
Henderson Recreation Equipment	33,065
Herff Jones	46,075
Heritage Office Furnishings Ltd	43,452
Hewlett-Packard Financial Svcs Canada Co	173,053
Hodgins	38,902
Horsman E B & Son Ltd	74,244
HP Financial Services Canada Company	1,273,237
Humanware Western Canada	222,647
Hyatt Regency Vancouver	63,301
IBI Group	156,195
IGALLERIA	242,381
IGI Resources Inc.	138,499
IMA Solutions	25,095
Image X Media Inc.	31,500

Imagine Public Relations	41,367
Indigo Books & Music Inc.	33,286
Industrial Alliance Insurance	113,059
Interior Health	203,430
International Stage Lines	51,321
Int'l Brotherhood Of Electrical	164,874
Int'l Brotherhood of Electrical	48,000
Italian Cultural Centre Society	30,314
ITC Commercial B.C. Inc.	7,770,251
James International Sales Ltd.	26,437
Jess Dance	25,077
JJL Overseas Education Consulting &	34,450
Jonathan Morgan & Company Limited	34,471
Joseph S. Chow Ltd.	79,879
Jumpstreet Tours	45,365
K & E Equipment Repair Ltd.	40,941
Kane	49,180
KBAM! Kevin Bruce Arts Mgmt	39,340
Keats Camp	63,310
Kelowna General Hospital Interior Health	90,302
Ken Deitcher Sales Co. Ltd.	25,794
Khaled Mohamed Abdelsalam Hamza	27,200
Khwanmek	39,000
Kidsafe Project Society	86,404
Kidsbooks	139,128
Kiwassa Neighbourhood House	51,204
KMS Tools and Equipment Ltd.	25,441
Koffman Kalef	154,035
Konica Minolta Business Solutions (Can.)	125,259
KPMG LLP	138,040
KURE TRAVEL LTD.	33,214
Landmark Recognition	35,831
Langara College	413,286
L'Auberge du Mont	65,025
Learn 360 / Visual Education Centre	115,924
Learning Partnership	60,464
Learning Works	54,554
LEC Quantity Surveying & Project Mgmt	160,650
Lehigh Materials	52,315
Librairie Gallimard	38,234
LifeSpeak Inc.	36,750

Lin Haw International Co. Ltd.	39,645
Lionheart Sports	25,840
Liu, PengPeng	148,045
Long & McQuade Limited	118,926
Long & McQuade Musical Instruments Ltd	55,957
Long View Systems Corporation	718,893
Loomis Express	42,883
Loon Lake Camp	80,349
Lordco Parts Ltd.	31,773
Lynch Bus Lines Ltd.	145,326
MacLachlan D G Ltd	81,843
MacQuarie Equipment Finance Ltd.	1,176,643
Magic Lantern Media Inc dba Distribution	26,649
Magnem Engine Serv Ltd	30,881
Main Street Education Centre	38,600
Mainland Sand & Gravel	26,738
Mancorp Industrial Sales Ltd	26,462
Manning Park Resort	53,365
Marathon Surfaces	84,929
Marsh Canada Limited	180,825
Matcon Demolition Ltd.	601,848
McBride, Barbara	50,778
McCuaig & Associates Engineering Ltd.	62,140
McFarland Marceau Architects Ltd.	1,295,652
McGraw-Hill Ryerson Ltd.	78,196
McGregor Hardware Dist	148,351
MediaSmarts	31,667
Medical Services Plan of B.C.	7,263,224
Metal Supermarkets Burnaby	29,677
Metro Motors Ltd.	30,651
Metro Testing Laboratories (Burnaby) Ltd	49,741
Microserve Business Computer Services	39,286
Microsoft Corporation	112,378
Mills Basics Office Productivity	375,581
Minister of Finance	2,152,441
Minister Of Finance - Queens Printer	29,262
Minister of Finance-Procurement Services	55,294
Minister of Finance-Revenue Service BC	1,250,508
Mitybilt	29,326
Modus Planning	70,875
MoreSports	50,000

Morneau Shepell Ltd.	1,236,941
Mount Seymour Resorts Ltd.	39,887
Municipal Pension Plan	8,133,375
MYK Enterprise Ltd.	28,340
National Film Board	42,590
Nedco (Div. of Rexel Canada Electrical)	81,344
Nelson Education Ltd.	260,256
Netcetera Consulting Inc.	44,035
New York Foods Ltd.	129,655
Norma Rose Point	34,739
North South Travel	79,273
Northern Building Supply Ltd.	214,881
Nucor Environmental Solutions Ltd.	221,226
NXSource Technology Inc.	262,097
Opus Art Supplies	27,461
Opus Framing & Art Supplies	38,597
Oracle Canada ULC	352,142
Oxford University Press	60,878
Pacific Adventure Learning	27,699
Pacific Blasting & Demolition Ltd.	783,851
Pacific Blue Cross	10,649,507
Pacific National Exhibition	98,257
Pan Pacific Vancouver	120,679
Panago Pizza Inc.	32,369
Partnerships British Columbia Inc.	81,685
PBX Engineering Ltd.	139,550
Peace Arch Motors Ltd.	123,049
Peake of Catering Ltd	25,151
Pearson Canada Inc.	49,928
Pearson Canada Inc. T46254	37,689
Pearson Education	28,318
Pearson Education Canada	47,101
Personal Travel Management	401,548
Personnel Department Ltd	50,264
Pfaff Sewing Centre Of Vancouver Ltd	27,897
Phoenix HVAC Services Ltd.	51,775
Pinchin West Ltd.	66,802
Pitney Works	157,500
PJS Systems Inc.	63,975
Pointe, Shane	39,273
Premier School Agendas Ltd.	76,067

Progressive Fundraising Inc.	27,232
Project Chef Culinary Education Ltd.	30,753
Propeller Communication Research	64,536
Province of BC CRF	24,500,000
Public Education Benefits Trust	6,339,175
Purdy's Chocolates	29,484
Quantum Lighting	55,902
Quantum Murray LP	1,048,465
Ray-Cam Community Association	33,041
Ray-Cam Co-Operative Centre	25,182
Real Canadian Superstore #1	32,750
Receiver General	45,861
Receiver General of Canada	23,910,241
Rectec Industries Inc	65,868
Regal Controls Ltd	99,404
Richelieu Building Specialties	74,605
Richmond Elevator	78,537
Rona Revy Inc. (Head Office)	42,202
Rowe P - Hammoudi B	86,467
Russell Food Equip Ltd	133,389
Sadler, Karen	56,373
Salmon's Rentals Ltd	25,322
Sapphire Sound Inc.	27,889
Saputo Dairy Products Canada GP	242,191
Sasamat Outdoor Centre	36,824
Saunders Book Company	32,119
Scantron Canada Ltd	32,911
Scholastic Book Fairs Canada	93,561
Scholastic Canada Ltd	55,423
Scholastic Canada Ltd.	140,094
School Specialty Canada	133,286
School-Day Solutions Inc.	35,349
Schoolhouse Products	160,468
Schools Protection Program	106,081
Science World	27,326
Scotia McLeod Inc	85,790
Sea to Sky Outdoor School	162,668
Secrest Resources Ltd.	150,170
Shape Architecture Inc	169,401
Sheaves, Patricia	102,209

Sheet Metal Workers - Local 280-In Trust	88,531
Shell Energy North America (Canada) Inc.	559,282
Sheraton Vancouver Airport Hotel	92,411
Sheraton Vancouver Wall Centre	25,123
Sheret Andrew Ltd	176,356
Sierra Systems	409,066
SirsiDynix	93,018
Skyline Athletics Inc	84,435
Skyline Athletics Inc.	64,974
Snap On Tools of Canada Ltd.	53,641
SOCAN	152,729
Softchoice LP	487,015
Soliloquy Solutions	54,988
Source Office Furnishings	111,270
South Hill Education Centre	58,898
Southern, Lisa	77,358
Specified Technical Sales Ltd.	28,578
Spicers Canada ULC	517,123
St John Ambulance	48,140
Stantec Consulting Ltd.	70,554
Sterling Fence Co. Ltd.	39,451
Stillwood Camp & Conference Ce	74,907
Strata Corporation BCS 2313	64,819
Strathcona Community Centre Association	29,150
Strathcona Park Lodge	167,278
STS Tours Inc.	400,250
Sunlife Financial	30,800
Suttle Recreation Inc.	123,895
Swing Time Distributors Ltd.	164,092
Swish Maintenance Limited	327,341
Sysco Vancouver	1,080,397
Talius - Coquitlam	98,140
Tapestry Music Ltd.	78,094
T-Base Communications	40,580
TC Media Livres Inc.	66,892
Teachers Pension Plan	32,931,264
Techtone Media Inc.	89,654
Telus	394,824
TELUS Communications (B.C.) Inc.	703,714
Telus Communications Company	970,398
Tennis XL Agency Inc.	50,481

Terra Contracting Ltd	37,583
Terry Fox Foundation	76,475
The Artona Group Inc.	51,565
Thirdwave Bus Services	99,924
Timberline Ranch Camp & Retrea	64,814
TMT - Total Media Technology	40,180
Tobii Dynavox Canada	29,514
Trane Canada	25,916
TransLink	59,437
Transtar Sanitation Supply Ltd	180,503
Travel Healthcare Insurance	68,482
True North Apparel	28,013
Tso, Kathup	27,200
Unique Minds Learning Company	28,000
United Library Services	140,530
United Library Services Inc.	41,387
United Pacific Patrol Ltd	88,342
Universal Coach Line Ltd.	53,311
University Neighbourhoods Association	40,000
University of BC - UBC Utilities	37,835
University Of Toronto Press	36,859
University of Toronto Press In	61,209
Valery Black Draperies	41,115
Van City Savings Credit Union	1,154,650
VanCity	969,649
Vancouver Aquarium	36,777
Vancouver Board of Parks & Rec	125,645
Vancouver Coastal Health	172,003
Vancouver Community College	111,694
Vancouver Firefighters CPR+First Ai	30,325
Vancouver Foundation	60,000
Vancouver Giants	38,819
Vancouver Glass (1990) Ltd.	35,278
Vancouver Island Health Authority	183,131
Vancouver Kidsbooks	40,692
Vancouver Public Education Alliance	62,660
Vancouver Public Library	58,477
Vancouver Society of Children's Centres	34,770
Vertex Graphic & Business Equipment	54,338
Viking Fire Protection Inc.	74,637
Viking-Alexander Metal Products Ltd	25,950

Vjel Enterprises Ltd.	46,663
W.D.I. Services Ltd	25,943
Walsh Denis & Assoc	60,328
Waste Management	680,126
Wesclean Equipment &	483,687
Wesco	124,191
West Coast Sightseeing Ltd.	33,845
Western Athletic Ltd.	52,444
Western Campus Resources	280,930
Western Pacific Paper Ltd.	35,388
Western Safety Products	49,836
Western Weed Control (1980) Ltd.	36,173
WestJet	40,273
Westlab	31,899
Westpark Parking Services Inc.	399,242
Whistler Blackcomb Mountain	81,741
WIDHH	62,443
Winroc - SPI	57,901
Wolseley Mechanical Group - BC Region	25,895
Work Safe BC	2,276,393
Workplace Resource	37,761
World Book Educational Prod of Canada	204,339
World's Finest Choco. Cda Co.	27,479
YMCA Camp Elphinstone	143,717
Zhang, Lili	29,900

Total payments to suppliers exceeding \$25,000 each

\$ 255,022,673

Total payments to suppliers less than \$25,000 each

\$ 14,599,632

Total payments for goods and services

\$ 269,622,305

**SCHOOL DISTRICT NO.39 (VANCOUVER)
YEAR ENDED 2016 JUNE 30**

**RECONCILIATION OF SCHEDULED PAYMENTS
TO THE FINANCIAL STATEMENTS**

Scheduled Payments:

Schedule of Remuneration and Expenses:			
Remuneration	\$	399,344,977	
Employee Expenses		623,894	
Employer Portion of Employment Insurance and Canada Pension Plan Contributions		23,910,241	
		<hr/>	
Total - Schedule of Remuneration and Expenses			423,879,112
Schedule of Payments for the Provision of Goods and Services			269,622,305
			<hr/>
CONSOLIDATED TOTAL OF SCHEDULED PAYMENTS			\$ 693,501,417

Reconciliation to Financial Statement Expenditures:

Noncash Items:			
Increase in accounts payable and accrued liabilities			13,953,109
Increase in inventories and prepaids			(650,141)
			<hr/>
			13,302,968
Taxable benefits and source deductions	(117,985,087)		
GST Rebates	(3,641,475)		
June 2016 schools expense accrual	2,710,000		
Provincial Government Recoveries	3,988,000		
			<hr/>
			(114,928,562)
			<hr/>
Total - Reconciling Items			(102,275,735)
RECONCILIATION TOTAL TO FINANCIAL STATEMENT EXPENDITURES			<u>591,225,682</u>

Financial Statement Expenditures:

Operating Fund Expenditures	500,097,794		
Special Purpose Fund Expenditures	69,776,259		
Capital Fund Expenditures	21,351,629		
			<hr/>
CONSOLIDATED TOTAL OF FINANCIAL STATEMENT EXPENDITURES			\$ <u>591,225,682</u>



*The Board of Education of School District
No. 39 (Vancouver)*

Financial Statements

July 1, 2015 to June 30, 2016



School District No. 39 (Vancouver)

June 30, 2016

Table of Contents

Management Report	1
Independent Auditors' Report	2-3
Statement of Financial Position - Statement 1	4
Statement of Operations - Statement 2	5
Statement of Changes in Net Financial Assets (Debt) - Statement 4	6
Statement of Cash Flows - Statement 5	7
Notes to the Financial Statements	8-26
Schedule of Changes in Accumulated Surplus (Deficit) by Fund - Schedule 1	27
Schedule of Operating Operations - Schedule 2	28
Schedule 2A - Schedule of Operating Revenue by Source	29
Schedule 2B - Schedule of Operating Expense by Object	30
Schedule 2C - Operating Expense by Function, Program and Object	31
Schedule of Special Purpose Operations - Schedule 3	33
Schedule 3A - Changes in Special Purpose Funds and Expense by Object	34
Schedule of Capital Operations - Schedule 4	37
Schedule 4A - Tangible Capital Assets	38
Schedule 4B - Tangible Capital Assets - Work in Progress	39
Schedule 4C - Deferred Capital Revenue	40
Schedule 4D - Changes in Unspent Deferred Capital Revenue	41



INDEPENDENT AUDITOR'S REPORT

*To the Board of Education of School District No. 39 (Vancouver), and
To the Minister of Education, Province of British Columbia*

I have audited the accompanying financial statements of School District No. 39 (Vancouver) ("the entity"), which comprise the statement of financial position as at June 30, 2016, and the statements of operations, changes in net financial assets (debt), and cash flows for the year then ended, and a summary of significant accounting policies and other explanatory information.

Management's Responsibility for the Financial Statements

Management is responsible for the preparation of these financial statements in accordance with Canadian Public Sector Accounting Standards, and for such internal control as management determines is necessary to enable the preparation of financial statements that are free from material misstatement, whether due to fraud or error.

Auditor's Responsibility

My responsibility is to express an opinion on these financial statements based on my audit. I conducted my audit in accordance with Canadian generally accepted auditing standards. Those standards require that I comply with ethical requirements and plan and perform the audit to obtain reasonable assurance about whether the financial statements are free from material misstatement.

An audit involves performing procedures to obtain audit evidence about the amounts and disclosures in the financial statements. The procedures selected depend on the auditor's judgment, including the assessment of the risks of material misstatement of the financial statements, whether due to fraud or error. In making those risk assessments, the auditor considers internal control relevant to the entity's preparation of the financial statements in order to design audit procedures that are appropriate in the circumstances, but not for the purpose of expressing an opinion on the effectiveness of the entity's internal control. An audit also includes evaluating the appropriateness of accounting policies used and the reasonableness of accounting estimates made by management, as well as evaluating the overall presentation of the financial statements.

In my view, the audit evidence I have obtained is sufficient and appropriate to provide a basis for my qualified audit opinion.

Basis for Qualified Opinion

As described in Note 2 to the financial statements, the entity's accounting treatment for contributions received from governments and for externally restricted contributions received from non-government sources is to initially record them as deferred revenue (a liability) and then recognize revenue in the statement of operations either on the same basis as the related expenditures occur or, in the case of funds for the purchase or construction of capital assets, to

recognize revenue on the same basis as the related assets are amortized. The entity was required to adopt this accounting policy as prescribed by Province of British Columbia Treasury Board Regulation 198/2011.

Under Canadian Public Sector Accounting Standards, the entity's method of accounting for contributions is only appropriate in circumstances where the funding meets the definition of a liability. Otherwise, the appropriate accounting treatment is to record contributions as revenue when they are received or receivable. In our opinion certain contributions of the entity do not meet the definition of a liability, and as such the entity's method of accounting for those contributions represents a departure from Canadian Public Sector Accounting Standards.

This departure has existed since the inception of the standard, which applies to periods beginning on or after April 1, 2012. When the cumulative effects of this departure to date are adjusted through opening accumulated surplus, the entity's records indicate that the effects of this departure on the current year financial statements is an overstatement of the liabilities for deferred capital revenue of \$395 million and deferred revenue of \$15 million, an understatement of accumulated surplus of \$410 million, and a current year overstatement of revenue of \$1 million. Accordingly, the current year deficit is understated by \$1 million and net debt is overstated by \$410 million.

Qualified Opinion

In my opinion, except for the effects of the matter described in the Basis for Qualified Opinion paragraph, the financial statements present fairly, in all material respects, the financial position of School District No. 39 (Vancouver) as at June 30, 2016, and the results of its operations, changes in its net financial assets (debt), and its cash flows for the year then ended in accordance with Canadian Public Sector Accounting Standards.

Other Matters

Without modifying my opinion, I advise the reader that I was not engaged to audit the comparative financial statements of School District No. 39 (Vancouver) as at June 30, 2015, for their fair presentation in accordance with Canadian Public Sector Accounting Standards. The financial statements of School District No. 39 (Vancouver) as at June 30, 2015 were audited by a professional accounting firm who previously reported on their compliance with Section 23.1 of the *Budget Transparency and Accountability Act* including Treasury Board Regulation 198/2011 prescribing the accounting policy for contributions. However, because that audit reported against a different framework than that of the current year, I must advise you that the comparative information in the financial statements and related disclosures were not audited in accordance with the Canadian Public Sector Accounting Standards framework adopted in the current year, but rather in compliance with Section 23.1 of the *Budget Transparency and Accountability Act*.

Victoria, British Columbia
September 26, 2016



Russ Jones, FCPA, FCA
Deputy Auditor General



School District No. 39 (Vancouver)

Management Report

Version: 6225-5480-3497

Management's Responsibility for the Financial Statements.

The accompanying financial statements of School District No. 39 (Vancouver) have been prepared by management in accordance with the accounting requirements of Section 23.1 of the Budget Transparency and Accountability Act of British Columbia, supplemented by Regulations 257/2010 and 198/2011 issued by the Province of British Columbia Treasury Board, and the integrity and objectivity of these statements are management's responsibility. Management is also responsible for all of the notes to the financial statements and schedules, and for ensuring that this information is consistent, where appropriate, with the information contained in the financial statements.

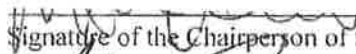
The preparation of financial statements necessarily involves the use of estimates based on management's judgment particularly when transactions affecting the current accounting period cannot be finalized with certainty until future periods.

Management is also responsible for implementing and maintaining a system of internal controls to provide reasonable assurance that assets are safeguarded, transactions are properly authorized and reliable financial information is produced.

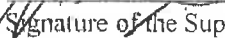
The Board of Education of School District No. 39 (Vancouver) (called the "Board") is responsible for ensuring that management fulfills its responsibilities for financial reporting and internal control and exercises these responsibilities through the Board. The Board reviews externally audited financial statements yearly.

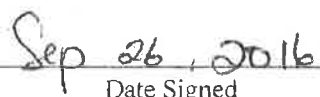
The external auditors, Office of the Auditor General, conduct an independent examination, in accordance with Canadian generally accepted auditing standards, and express their opinion on the financial statements. The external auditors have full and free access to financial management of School District No. 39 (Vancouver) and meet when required. The accompanying Independent Auditors' Report outlines their responsibilities, the scope of their examination and their opinion on the School District's financial statements.

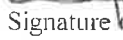
On behalf of School District No. 39 (Vancouver)

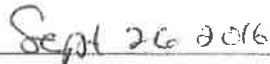

Signature of the Chairperson of the Board of Education


Date Signed


Signature of the Superintendent


Date Signed


Signature of the Secretary-Treasurer - Director of Finance


Date Signed

School District No. 39 (Vancouver)

Statement 1

Statement of Financial Position

As at June 30, 2016

	2016 Actual	2015 Actual (Reconst)
	\$	\$
Financial Assets		
Cash and Cash Equivalents	132,313,988	136,594,362
Accounts Receivable		
Due from Province - Ministry of Education	17,513,870	5,887,087
Due from Province - Other	85,808	66,675
Due from LEA/Direct Funding	-	30,492
Other (Note 3)	1,743,194	4,413,536
Portfolio Investments (Note 4)	2,234,514	2,027,302
Total Financial Assets	153,891,374	149,019,454
Liabilities		
Accounts Payable and Accrued Liabilities		
Other (Note 5)	62,709,859	48,756,750
Unearned Revenue (Note 6)	27,234,477	23,367,705
Deferred Revenue (Note 7)	27,159,569	27,454,668
Deferred Capital Revenue (Note 8)	537,200,220	476,074,644
Employee Future Benefits (Note 9)	22,499,151	20,441,204
Capital Lease Obligations (Note 10)	3,333,309	1,828,149
Other Liabilities	2,116,416	1,471,926
Total Liabilities	682,253,001	599,395,046
Net Financial Assets (Debt)	(528,361,627)	(450,375,592)
Non-Financial Assets		
Tangible Capital Assets (Note 11)	642,248,460	584,106,853
Prepaid Expenses	2,925,683	2,275,542
Supplies Inventory	1,014,731	1,064,324
Total Non-Financial Assets	646,188,874	587,446,719
Accumulated Surplus (Deficit) (Note 16)	117,827,247	137,071,127

Contractual Obligations and Contingencies (Note 13)

Approved by the Board

Signature of the Chairperson of the Board of Education

Sep 26 2016
Date Signed

Signature of the Superintendent - acting

Sep 26, 2016
Date Signed

Signature of the Secretary-Treasurer Director of Finance

Sep 26 2016
Date Signed

School District No. 39 (Vancouver)

Statement of Operations
Year Ended June 30, 2016

	2016 Budget	2016 Actual	2015 Actual (Recast)
	\$	\$	\$
Revenues			
Provincial Grants			
Ministry of Education	481,964,457	481,695,713	467,990,973
Other	4,426,658	5,621,635	4,955,187
Federal Grants	1,812,904	2,035,012	1,891,078
Tuition	24,654,504	24,718,785	22,625,820
Other Revenue	39,971,275	37,384,240	35,190,630
Rentals and Leases	4,831,260	5,123,513	4,477,520
Investment Income	1,576,200	1,676,693	1,935,904
Gain (Loss) on Disposal of Tangible Capital Assets			337,232
Amortization of Deferred Capital Revenue	13,667,139	13,726,211	13,366,155
Economic Stability Dividend	12,918		
Total Revenue	<u>572,917,315</u>	<u>571,981,802</u>	<u>552,770,499</u>
Expenses			
Instruction	481,374,850	484,695,956	456,355,757
District Administration	17,862,274	18,190,367	17,354,397
Operations and Maintenance	86,866,830	85,594,244	83,544,373
Transportation and Housing	3,020,213	2,745,115	2,667,501
Debt Services	51,852		
Total Expense	<u>589,176,019</u>	<u>591,225,682</u>	<u>559,922,028</u>
Surplus (Deficit) for the year	<u>(16,258,704)</u>	<u>(19,243,880)</u>	<u>(7,151,529)</u>
Accumulated Surplus (Deficit) from Operations, beginning of year		137,071,127	144,222,656
Accumulated Surplus (Deficit) from Operations, end of year		<u>117,827,247</u>	<u>137,071,127</u>

School District No. 39 (Vancouver)

Statement 4

Statement of Changes in Net Financial Assets (Debt)

Year Ended June 30, 2016

	2016 Budget	2016 Actual	2015 Actual (Recast)
	\$	\$	\$
Surplus (Deficit) for the year	<u>(16,258,704)</u>	<u>(19,243,880)</u>	<u>(7,151,529)</u>
Effect of change in Tangible Capital Assets			
Acquisition of Tangible Capital Assets	(71,597,825)	(82,379,680)	(54,357,901)
Amortization of Tangible Capital Assets	20,895,266	21,132,509	20,946,082
Net carrying value of Tangible Capital Assets disposed of		3,105,564	(337,232)
Total Effect of change in Tangible Capital Assets	<u>(50,702,559)</u>	<u>(58,141,607)</u>	<u>(33,749,051)</u>
Acquisition of Prepaid Expenses		(1,802,222)	(1,063,370)
Use of Prepaid Expenses		1,152,081	905,485
Acquisition of Supplies Inventory		(42,145,730)	(9,126,166)
Use of Supplies Inventory		42,195,323	9,017,485
Total Effect of change in Other Non-Financial Assets	<u>-</u>	<u>(600,548)</u>	<u>(266,566)</u>
(Increase) Decrease in Net Financial Assets (Debt), before Net Remeasurement Gains (Losses)	<u>(66,961,263)</u>	<u>(77,986,035)</u>	<u>(41,167,146)</u>
Net Remeasurement Gains (Losses)			
(Increase) Decrease in Net Financial Assets (Debt)		<u>(77,986,035)</u>	<u>(41,167,146)</u>
Net Financial Assets (Debt), beginning of year		<u>(450,375,592)</u>	<u>(409,208,446)</u>
Net Financial Assets (Debt), end of year		<u>(528,361,627)</u>	<u>(450,375,592)</u>

School District No. 39 (Vancouver)

Statement 5

Statement of Cash Flows
Year Ended June 30, 2016

	2016 Actual	2015 Actual (Recast)
	\$	\$
Operating Transactions		
Surplus (Deficit) for the year	(19,243,880)	(7,151,529)
Changes in Non-Cash Working Capital		
Decrease (Increase)		
Accounts Receivable	(8,945,079)	2,631,857
Supplies Inventories	49,593	(108,681)
Prepaid Expenses	(650,141)	(157,885)
Increase (Decrease)		
Accounts Payable and Accrued Liabilities	13,953,109	(13,106,782)
Unearned Revenue	3,866,772	941,885
Deferred Revenue	(295,099)	4,027,556
Employee Future Benefits	2,057,947	2,283,929
Other Liabilities	82,458	(661,566)
Loss (Gain) on Disposal of Tangible Capital Assets	-	(337,232)
Amortization of Tangible Capital Assets	21,132,509	20,946,082
Amortization of Deferred Capital Revenue	(13,726,211)	(13,366,155)
Total Operating Transactions	<u>(1,718,022)</u>	<u>(4,058,521)</u>
Capital Transactions		
Tangible Capital Assets Purchased	(5,130,807)	(5,049,561)
Tangible Capital Assets -WIP Purchased	(75,787,978)	(46,884,468)
District Portion of Proceeds on Disposal	-	1,571,876
Sale and Leaseback of Equipment	4,707,374	-
Total Capital Transactions	<u>(76,211,411)</u>	<u>(50,362,153)</u>
Financing Transactions		
Capital Revenue Received	74,851,787	46,447,453
Capital Lease Payments	(995,516)	(2,239,320)
Total Financing Transactions	<u>73,856,271</u>	<u>44,208,133</u>
Investing Transactions		
Investments in Portfolio Investments	(207,212)	242,926
Total Investing Transactions	<u>(207,212)</u>	<u>242,926</u>
Net Increase (Decrease) in Cash and Cash Equivalents	<u>(4,280,374)</u>	<u>(9,969,615)</u>
Cash and Cash Equivalents, beginning of year	<u>136,594,362</u>	<u>146,563,977</u>
Cash and Cash Equivalents, end of year	<u><u>132,313,988</u></u>	<u><u>136,594,362</u></u>
Cash and Cash Equivalents, end of year, is made up of:		
Cash	<u>132,313,988</u>	<u>136,594,362</u>
	<u><u>132,313,988</u></u>	<u><u>136,594,362</u></u>

SCHOOL DISTRICT No. 39 (Vancouver)
NOTES TO FINANCIAL STATEMENTS FOR THE YEAR
ENDED JUNE 30, 2016

1 Authority and Purpose

The School District, established on April 12, 1946, operates under authority of the *School Act* of British Columbia as a corporation under the name of "The Board of Education of School District No. 39 (Vancouver)", and operates as "School District No. 39 (Vancouver)." A board of education (Board) elected for a four-year term governs the School District. The School District provides educational programs to students enrolled in schools in the district, and is principally funded by the Province of British Columbia through the Ministry of Education. School District No. 39 is exempt from federal and provincial income taxes.

2 Summary of Significant Accounting Policies

a) Basis of Accounting

These financial statements have been prepared in accordance with Section 23.1 of the *Budget Transparency and Accountability Act of the Province of British Columbia*. This Section requires that the financial statements be prepared in accordance with Canadian public sector accounting standards except in regard to the accounting for government transfers as set out in Notes 2(f) and 2(n).

In November 2011, Treasury Board provided a directive through Restricted Contributions Regulation 198/2011 providing direction for the reporting of restricted contributions whether they are received or receivable by the School District before or after this regulation was in effect.

As noted in notes 2(f) and 2(n), Section 23.1 of the *Budget Transparency and Accountability Act* and its related regulations require the School District to recognize government transfers for the acquisition of capital assets into revenue on the same basis as the related amortization expense. As these transfers do not contain stipulations that create a liability, Canadian public sector accounting standards would require these grants to be fully recognized into revenue.

b) Cash and Cash Equivalents

Cash and cash equivalents include cash and securities that are readily convertible to known amounts of cash and that are subject to an insignificant risk of change in value. These cash equivalents generally have a maturity of three months or less at acquisition and are held for the purpose of meeting short-term cash commitments rather than for investing.

c) Accounts Receivable

Accounts receivable are measured at amortized cost and shown net of allowance for doubtful accounts.

SCHOOL DISTRICT No. 39 (Vancouver)
NOTES TO FINANCIAL STATEMENTS FOR THE YEAR
ENDED JUNE 30, 2016

d) Portfolio Investments

The School District has investments in Guaranteed Investment Certificates (“GIC’s”), term deposits and bonds that have a period to maturity of greater than 3 months at the time of acquisition. These investments are not quoted in an active market and are reported at amortized cost, and the associated transaction costs are added to the carrying value of these investments upon initial recognition. Transaction costs are incremental costs directly attributable to the acquisition or issuance of a financial asset.

e) Unearned Revenue

Unearned revenue includes tuition fees received for courses to be delivered in future periods and receipt of proceeds for services or products to be delivered in a future period. Revenue will be recognized in that future period when the courses, services, or products are provided.

f) Deferred Revenue and Deferred Capital Revenue

Deferred revenue includes contributions received with stipulations that meet the description of restricted contributions in the Restricted Contributions Regulation 198/2011 issued by Treasury Board. When restrictions are met, deferred revenue is recognized as revenue in the fiscal year in a manner consistent with the circumstances and evidence used to support the initial recognition of the contributions received as a liability, as detailed in Note 2(n).

Funding received for the acquisition of depreciable tangible capital assets is recorded as deferred capital revenue and amortized to revenue in the statement of operations over the life of the asset acquired. This accounting treatment is not consistent with the requirements of Canadian public sector accounting standards which require that government transfers be recognized as revenue when approved by the transferor and eligibility criteria have been met, unless the transfer contains a stipulation that creates a liability, in which case the transfer is recognized as revenue over the period that the liability is extinguished.

g) Employee Future Benefits

i) Post-employment benefits

The School District provides certain post-employment benefits, including vested and non-vested benefits, for certain employees pursuant to certain contracts and union agreements. The School District accrues its obligations and related costs, including both vested and non-vested benefits under employee future benefit plans. Benefits include vested sick leave, accumulating non-vested sick leave, early retirement, retirement/severance, vacation, overtime and death benefits. The benefits cost is actuarially determined using the projected unit credit method pro-rated on service and using management’s best estimate of expected salary escalation, termination rates, retirement rates and mortality. The discount rate used to measure obligations is based on the cost of borrowing. The cumulative unrecognized actuarial gains and losses are amortized over the expected average remaining service lifetime of active employees covered under the plan.

SCHOOL DISTRICT No. 39 (Vancouver)
NOTES TO FINANCIAL STATEMENTS FOR THE YEAR
ENDED JUNE 30, 2016

The most recent valuation of the obligation was performed at March 31, 2016 and projected to March 31, 2019. The next valuation will be performed at March 31, 2019 for use at June 30, 2019. For the purposes of determining the financial position of the plans and the employee future benefit costs, a measurement date of March 31 was adopted for all periods subsequent to July 1, 2004.

ii) Pension Plans

The School District and its employees make contributions to the Teachers' Pension Plan and Municipal Pension Plan. The plans are multi-employer plans where assets and obligations are not separated. The costs are expensed as incurred.

h) Tangible Capital Assets

- Tangible capital assets acquired or constructed are recorded at cost which includes amounts that are directly related to the acquisition, design, construction, development, improvement or betterment of the assets. Cost also includes overhead directly attributable to construction, as well as interest costs that are directly attributable to the acquisition or construction of the asset.
- Donated tangible capital assets are recorded at their fair market value on the date of donation, except in circumstances where fair value cannot be reasonably determined in which case the assets are recognized at nominal value. Transfers of capital assets from related parties are recorded at carrying value.
- Work-in-progress is recorded as an addition to the applicable asset class at substantial completion.
- Tangible capital assets are written down to residual value when conditions indicate they no longer contribute to the ability of the School District to provide services or when the value of future economic benefits associated with the sites and buildings are less than their net book value. The write-downs are accounted for as expenses in the Statement of Operations.
- Buildings that are demolished or destroyed are written-off.
- Works of art, historic assets and other intangible assets are not recorded as assets in these financial statements.
- The cost, less residual value, of tangible capital assets (excluding sites), is amortized on a straight-line basis over the estimated useful life of the asset. It is management's responsibility to determine the appropriate useful lives for tangible capital assets. These useful lives are reviewed on a regular basis or if significant events indicate the need to revise.

Estimated useful life is as follows:

Buildings	40 years
Furniture & Equipment	10 years
Vehicles	10 years
Computer Software	5 years
Computer Hardware	5 years

SCHOOL DISTRICT No. 39 (Vancouver)
NOTES TO FINANCIAL STATEMENTS FOR THE YEAR
ENDED JUNE 30, 2016

i) Asset Retirement Obligations

Liabilities are recognized for statutory, contractual or legal obligations associated with the retirement of tangible capital assets when those obligations result from the acquisition, construction, development or normal operation of the assets. The obligations are measured initially at fair value, determined using present value methodology, and the resulting costs capitalized into the carrying amount of the related tangible capital asset. In subsequent periods, the liability is adjusted for accretion and any changes in the amount or timing of the underlying future cash flows. The capitalized asset retirement cost is amortized on the same basis as the related asset and accretion expense is included in the Statement of Operations.

j) Capital Leases

Leases that, from the point of view of the lessee, transfer substantially all the benefits and risks incident to ownership of the property to the School District are considered capital leases. These are accounted for as an asset and an obligation. Capital lease obligations are recorded at the present value of the minimum lease payments excluding executory costs, e.g., insurance or maintenance costs. The discount rate used to determine the present value of the lease payments is the lower of the School District's rate for incremental borrowing or the interest rate implicit in the lease.

All other leases are accounted for as operating leases and the related payments are charged to expenses as incurred.

k) Prepaid Expenses

Prepaid annual maintenance contracts, prepaid rent, membership dues, and medical benefit plan surplus are included as a prepaid expense and stated at acquisition cost, and are charged to expense over the periods expected to benefit from it.

l) Supplies Inventory

Supplies inventory held for consumption or use are recorded at the lower of historical cost and replacement cost.

m) Funds and Reserves

Certain amounts, as approved by the Board, are set aside in accumulated surplus for future operating and capital purposes. Transfers to and from funds and reserves are an adjustment to the respective fund when approved.

n) Revenue Recognition

Revenues are recognized in the period in which the transactions or events occurred that gave rise to the revenues. All revenues are recorded on an accrual basis, except when the accruals cannot be determined with a reasonable degree of certainty or when their estimation is impracticable. Contributions received, or where eligibility criteria have been met, are recognized as revenue except where the contribution meets the criteria for deferral as described below. Eligibility criteria are the

SCHOOL DISTRICT No. 39 (Vancouver)
NOTES TO FINANCIAL STATEMENTS FOR THE YEAR
ENDED JUNE 30, 2016

criteria that the School District has to meet in order to receive the contributions, including authorization by the transferring government.

For contributions subject to a legislative or contractual stipulation or restriction as to their use, revenue is recognized as follows:

- non-capital contributions for specific purposes are recorded as deferred revenue and recognized as revenue in the year related expenses are incurred;
- contributions restricted for site acquisitions are recorded as revenue when the sites are purchased; and
- contributions restricted for tangible capital assets acquisitions other than sites are recorded as deferred capital revenue and amortized over the useful life of the related assets.

Donated tangible capital assets other than sites are recorded at fair market value and amortized over the useful lives of the assets. Donated sites are recorded as revenue at fair market value when received.

The accounting treatment for restricted contributions is not consistent with the requirements of Canadian public sector accounting standards which require that governments transfers be recognized as revenue when approved by the transferor and eligibility criteria have been met, unless the transfer contains a stipulation that meets the criteria for liability recognition, in which case the transfer is recognized over the period that the liability is extinguished.

Revenue related to fees or services received in advance of the fee being earned or the service is performed is deferred and recognized when the fee is earned or service performed.

Investment income is reported in the period earned. When required by the funding party or related Act, investment income earned on deferred revenue is added to the deferred revenue balance.

o) Expenses

Expenses are reported on an accrual basis. The cost of all goods consumed and services received during the year is expensed.

Categories of Salaries

- Principals, Vice-Principals, and Directors of Instruction employed under an administrative officer contract are categorized as Principals and Vice-Principals.
- The Superintendent, Assistant Superintendent, Secretary-Treasurer, Trustees and other employees excluded from union contracts are categorized as Other Professionals.

Allocation of Costs

- Operating expenses are reported by function, program, and object. Whenever possible, expenditures are determined by actual identification. Additional costs pertaining to specific instructional programs, such as special and aboriginal education, are allocated to these programs. All other costs are allocated to related programs.

SCHOOL DISTRICT No. 39 (Vancouver)
NOTES TO FINANCIAL STATEMENTS FOR THE YEAR
ENDED JUNE 30, 2016

- Actual salaries of personnel assigned to two or more functions or programs are allocated based on the time spent in each function and program. School-based clerical salaries are allocated to school administration and partially to other programs to which they may be assigned. Principals' and Vice-Principals' salaries are allocated to school administration and may be partially allocated to other programs to recognize their other responsibilities.
- Employee benefits and allowances are allocated to the same programs, and in the same proportions, as the individual's salary.
- Supplies and services are allocated based on actual program identification.

p) Financial Instruments

A contract establishing a financial instrument creates, at its inception, rights and obligations to receive or deliver economic benefits. The financial assets and financial liabilities portray these rights and obligations in the financial statements. The School District recognizes a financial instrument when it becomes a party to a financial instrument contract.

Financial instruments consist of cash and cash equivalents, portfolio investments, accounts receivable, accounts payable and other current liabilities.

Except for portfolio investments in equity instruments quoted in an active market, or items designated by management, that are recorded at fair value, all financial assets and liabilities are recorded at cost or amortized cost and the associated transaction costs are added to the carrying value of these investments upon initial recognition. Transaction costs are incremental costs directly attributable to the acquisition or issue of a financial asset or a financial liability. The School District has not invested in any equity instruments that are actively quoted in the market and has not designated any financial instruments to be recorded at fair value. The School District has no instruments in the fair value category.

For financial instruments measured using amortized cost, the effective interest rate method is used to determine interest revenue or expense. Interest and dividends attributable to financial instruments are reported in the statement of operations.

Unless otherwise noted, it is management's opinion that the School District is not exposed to significant interest, currency or credit risks arising from its financial instruments. The fair values of these financial instruments approximate their carrying value, unless otherwise noted.

All financial assets except derivatives are tested annually for impairment. When financial assets are impaired, impairment losses are recorded in the statement of operations. A write-down of a portfolio investment to reflect a loss in value is not reversed for a subsequent increase in value.

q) Measurement Uncertainty

Preparation of financial statements in accordance with the basis of accounting described in Note 2(a) requires management to make estimates and assumptions that impact reported amounts of assets and liabilities at the date of the financial statements and revenues and expenses during the reporting periods. Significant areas requiring the use of management estimates relate to the potential

SCHOOL DISTRICT No. 39 (Vancouver)
NOTES TO FINANCIAL STATEMENTS FOR THE YEAR
ENDED JUNE 30, 2016

impairment of assets, liabilities for contaminated sites, rates for amortization and estimated employee future benefits. Actual results could differ from those estimates.

r) **Liability for Contaminated Sites**

Contaminated sites are a result of contamination being introduced into air, soil, water or sediment of a chemical, organic or radioactive material or live organism that exceeds an environmental standard. The liability is recorded net of any expected recoveries. A liability for remediation of contaminated sites is recognized when a site is not in productive use and all the following criteria are met:

- an environmental standard exists;
- contamination exceeds the environmental standard;
- the School district:
 - is directly responsible; or
 - accepts responsibility;
- it is expected that future economic benefits will be given up; and
- a reasonable estimate of the amount can be made.

The liability is recognized as management's estimate of the cost of post-remediation including operation, maintenance and monitoring that are an integral part of the remediation strategy for a contaminated site.

3 Other Receivables

	30-Jun-16	30-Jun-15
Due from Federal Government	\$ 353,152	\$ 581,828
Due from Municipalities	265,083	330,478
Due from Other School Districts	48,097	89,283
Rentals and Leases	377,059	349,156
Other Receivables	1,037,562	3,395,855
Allowance for Doubtful Accounts	(337,759)	(333,064)
Total	\$ 1,743,194	\$ 4,413,536

4 Portfolio Investments

GIC's and term deposits included in portfolio investments are held with local banking institutions and earn average interest at 0.98% (2015 – 1.33%). Senior government bonds held earn average interest at 2.30% (2015 - 3.41%).

SCHOOL DISTRICT No. 39 (Vancouver)
NOTES TO FINANCIAL STATEMENTS FOR THE YEAR
ENDED JUNE 30, 2016

	30-Jun-16	30-Jun-15
GIC's	\$ 660,450	\$ 746,169
Term deposits	576,244	495,265
Senior Government Bonds	997,820	785,868
	\$ 2,234,514	\$ 2,027,302

5 Accounts Payable and Accrued Liabilities - Other

	30-Jun-16	30-Jun-15
Accrued vacation pay	9,676,757	6,806,110
Other	11,695,156	9,101,786
Salaries and benefits payable	24,764,055	25,550,434
Trade payables	\$ 16,573,891	\$ 7,298,420
	\$ 62,709,859	\$ 48,756,750

6 Unearned Revenue

	30-Jun-16	30-Jun-15
Balance, beginning of year	\$ 23,367,705	\$ 22,425,820
Amounts received		
Tuition fees	25,004,882	20,063,775
Rental/Lease of facilities	4,888,883	3,428,407
Other	114,315	304,858
	\$ 30,008,080	\$ 23,797,038
Amounts earned		
Tuition fees	21,086,470	19,368,541
Rental/Lease of facilities	4,850,830	3,360,373
Other	204,008	126,241
	\$ 26,141,308	\$ 22,855,155
Net changes for the year	\$ 3,866,772	\$ 941,885
Balance, end of year	\$ 27,234,477	\$ 23,367,705

7 Deferred Revenue

Deferred revenue includes unspent grants and contributions received that meet the description of a restricted contribution in the Restricted Contributions Regulation 198/2011 issued by Treasury Board, i.e., the stipulations associated with those grants and contributions have not yet been fulfilled.

SCHOOL DISTRICT No. 39 (Vancouver)
NOTES TO FINANCIAL STATEMENTS FOR THE YEAR
ENDED JUNE 30, 2016

	30-Jun-16	30-Jun-15
Deferred revenue, beginning of year	\$ 27,454,668	\$ 23,427,112
Increase		
Provincial Grants - Ministry of Education	34,017,272	32,500,898
Provincial Grants - Other	3,391,939	8,062,388
Other	32,984,872	31,250,183
Investment Income	549,584	480,552
	70,943,667	72,294,021
Decrease		
Allocated to Revenue	71,238,766	67,301,171
Recoveries	-	655,790
Strike Savings	-	309,504
	71,238,766	68,266,465
Deferred revenue, end of year	\$ 27,159,569	\$ 27,454,668

8 Deferred Capital Revenue

Deferred Capital Revenue (DCR) includes grants and contributions received that are restricted by the contributor for the acquisition of tangible capital assets that meet the description of a restricted contribution in Regulation 198/2011 issued by the Treasury Board. Once spent, the contributions are amortized into revenue over the life of the asset acquired.

	30-Jun-16	30-Jun-15
DCR, Completed Projects:	\$ 402,374,515	\$ 385,641,966
Increases		
Transfers from DCR, WIP	4,725,754	30,098,704
Decreases		
Amortization - ByLaw Capital	13,357,240	12,997,184
Amortization - Other Provincial Capital	197,292	197,292
Amortization - Other Capital	171,679	171,679
	13,726,211	13,366,155
Balance, end of year	\$ 393,374,058	\$ 402,374,515

SCHOOL DISTRICT No. 39 (Vancouver)
NOTES TO FINANCIAL STATEMENTS FOR THE YEAR
ENDED JUNE 30, 2016

DCR, Work in Progress (WIP)		
Balance, beginning of year	\$ 70,030,012	\$ 53,244,248
Increases		
Transfers from DR – spent funds	75,787,978	46,884,468
Decreases		
Transfers to DCR – completed projects	<u>4,725,754</u>	<u>30,098,704</u>
Balance, end of year	<u>\$ 141,092,236</u>	<u>\$ 70,030,012</u>
Balance DCR Completed Projects and WIP, end of year	<u>\$ 534,466,294</u>	<u>\$ 472,404,527</u>
DCR, Unspent		
Balance, beginning of year	\$ 3,670,116	\$ 4,107,131
Increases		
Provincial Grants – Ministry of Education	74,795,594	46,303,937
Investment Income	<u>56,194</u>	<u>143,516</u>
	<u>74,851,788</u>	<u>46,447,453</u>
Decreases		
Transferred to DCR, WIP	75,787,978	46,884,468
Balance, DCR, Unspent, end of year	\$ 2,733,926	\$ 3,670,116
Total Deferred Capital Revenue	<u>\$ 537,200,220</u>	<u>\$ 476,074,643</u>

9 Employee Future Benefits

Benefits include vested sick leave, accumulating non-vested sick leave, early retirement, retirement/severance, vacation, overtime and death benefits. Funding is provided when the benefits are paid and accordingly, there are no plan assets. Although no plan assets are uniquely identified, the School District has provided for the payment of these benefits.

	<u>30-Jun-16</u>	<u>30-Jun-15</u>
Reconciliation of Accrued Benefit Obligation		
Accrued Benefit Obligation – April 1	\$ 31,086,802	\$ 28,074,207
Service Cost	2,111,512	1,823,211
Interest Cost	722,732	934,278
Benefit Payments	(1,344,558)	(1,765,296)
Actuarial (Gain) Loss	<u>(3,015,165)</u>	<u>2,020,402</u>
Accrued Benefit Obligation – March 31	<u>\$ 29,561,323</u>	<u>\$ 31,086,802</u>

SCHOOL DISTRICT No. 39 (Vancouver)
NOTES TO FINANCIAL STATEMENTS FOR THE YEAR
ENDED JUNE 30, 2016

Reconciliation of Funded Status at End of Fiscal Year		
Accrued Benefit Obligation - March 31	\$ 29,561,323	\$ 31,086,802
Market Value of Plan Assets - March 31	<u>-</u>	<u>-</u>
Funded Status - Deficit	29,561,323	31,086,802
Employer Contributions After Measurement Date	(1,165,600)	(672,331)
Benefits Expense After Measurement Date	668,285	708,561
Unamortized Net Actuarial Loss	<u>(6,564,858)</u>	<u>(10,681,829)</u>
Accrued Benefit Liability - June 30	<u>\$ 22,499,150</u>	<u>\$ 20,441,203</u>

Reconciliation of Change in Accrued Benefit Liability		
Accrued Benefit Liability - July 1	\$ 20,441,203	\$ 18,157,275
Net Expense for Fiscal Year	3,895,774	3,702,797
Employer Contributions	<u>(1,837,827)</u>	<u>(1,418,868)</u>
Accrued Benefit Liability - June 30	<u>\$ 22,499,150</u>	<u>\$ 20,441,204</u>

Components of Net Benefit Expense		
Service Cost - June 30	\$ 2,062,855	\$ 1,895,286
Interest Cost - June 30	731,113	881,391
Amortization of Net Actuarial (Gain)/Loss	<u>1,101,807</u>	<u>926,120</u>
Net Benefit Expense (Income)	<u>\$ 3,895,775</u>	<u>\$ 3,702,797</u>

Assumptions		
Discount Rate - April 1	2.25%	3.25%
Discount Rate - March 31	2.50%	2.25%
Long Term Salary Growth - April 1	2.50% + seniority	2.50% + seniority
Long Term Salary Growth - March 31	2.50% + seniority	2.50% + seniority
Expected Average Remaining Service Lifetime-March 31	11.3	11.5

10 Capital Lease Obligations

Repayments are due as follows:

	<u>30-Jun-16</u>	<u>30-Jun-15</u>
2016	-	709,240
2017	1,636,263	1,167,184
2018	1,530,262	-
2019	194,740	-
2020	194,740	-
2021	<u>39,960</u>	<u>-</u>
	3,595,965	1,876,424
<i>Interest portion - ranging from 2.5% to 8.8%</i>	<u>(262,656)</u>	<u>(48,275)</u>
Total	<u>\$ 3,333,309</u>	<u>\$ 1,828,149</u>

SCHOOL DISTRICT No. 39 (Vancouver)
NOTES TO FINANCIAL STATEMENTS FOR THE YEAR
ENDED JUNE 30, 2016

11 Tangible Capital Asset

2016

Cost	July 1, 2015	Additions	Disposals	Transfers	June 30, 2016
Sites	\$ 20,848,131	\$ -	\$ -	\$ -	\$ 20,848,131
Buildings	757,341,934	1,481,505	-	4,725,754	763,549,193
Buildings – WIP	70,030,012	75,787,978	-	(4,725,754)	141,092,236
Furniture & Equipment	16,082,120	2,155,514	(3,201,691)	-	15,035,943
Vehicles	1,935,886	181,718	(292,870)	-	1,824,734
Computer Software	1,113,759	291,938	(148,237)	-	1,257,460
Computer Hardware	12,968,973	2,481,027	(3,896,235)	-	11,553,765
Total	\$880,320,815	\$ 82,379,680	\$ (7,539,033)	\$ -	\$ 955,161,462

Accumulated Amortization	July 1, 2015	Amortization	Disposals	June 30, 2016
Buildings	\$282,550,214	\$ 16,726,028	\$ -	\$ 299,276,242
Furniture & Equipment	7,435,992	1,556,590	2,142,723	6,849,859
Vehicles	975,079	188,031	292,870	870,240
Computer Software	417,995	237,122	148,237	506,880
Computer Hardware	4,834,682	2,424,738	1,849,638	5,409,782
Total	\$296,213,962	\$ 21,132,509	\$ 4,433,468	\$ 312,913,003

2015

Cost	July 1, 2014	Additions	Disposals	Transfers	June 30, 2015
Sites	\$ 20,848,131	\$ -	\$ -	\$ -	\$ 20,848,131
Buildings	726,777,064	979,934	-	29,584,936	757,341,934
Buildings – WIP	53,124,226	46,436,370	-	(29,584,936)	69,975,660
Furniture & Equipment	16,784,956	1,479,853	(2,128,336)	-	16,136,473
Vehicles	1,744,437	191,449	-	-	1,935,886
Computer Software	2,380,418	551,245	(1,817,904)	-	1,113,759
Computer Hardware	13,355,489	4,719,050	(5,105,566)	-	12,968,973
Total	\$835,014,721	\$ 54,357,901	\$ (9,051,806)	\$ -	\$ 880,320,815

Accumulated Amortization	July 1, 2014	Amortization	Disposals	June 30, 2015
Buildings	\$266,199,741	\$ 16,350,473	\$ -	\$ 282,550,214
Furniture & Equipment	8,185,681	1,378,647	2,128,336	7,435,992
Vehicles	791,063	184,016	-	975,079
Computer Software	1,886,919	348,980	1,817,904	417,995
Computer Hardware	7,593,514	2,346,734	5,105,566	4,834,682
Total	\$284,656,918	\$ 20,608,850	\$ 9,051,806	\$ 296,213,962

Net Book Value	June 30, 2016	June 30, 2015
Sites	\$ 20,848,131	\$ 20,848,131
Buildings	464,272,951	474,791,720
Buildings - WIP	141,092,236	69,975,660
Furniture & Equipment	8,186,084	8,700,481
Vehicles	954,494	960,807
Computer Software	750,580	695,763
Computer Hardware	6,143,983	8,134,291
Total	\$642,248,460	\$584,106,853

SCHOOL DISTRICT No. 39 (Vancouver)
NOTES TO FINANCIAL STATEMENTS FOR THE YEAR
ENDED JUNE 30, 2016

As at June 30, 2016, there was work in progress of \$141,092,237 (\$70,030,012 in 2015) included in Buildings and Furniture & Equipment and not being amortized. Amortization of these assets will commence when the asset is put into service.

Included within tangible capital assets purchases is \$1,460,895 (2015: \$2,423,872) of assets acquired through capital lease

12 Employee Pension Plans

The school district and its employees contribute to the Teachers' Pension Plan and Municipal Pension Plan (jointly trustee pension plans). The boards of trustees for these plans, representing plan members and employers, are responsible for administering the pension plans, including investing assets and administering benefits. The plans are multi-employer defined benefit pension plans. Basic pension benefits are based on a formula. As at December 31, 2014, the Teachers' Pension Plan had about 45,000 active members and approximately 35,000 retired members. As of December 31, 2014, the Municipal Pension Plan had about 185,000 active members, including approximately 24,000 from school districts.

Every three years, an actuarial valuation is performed to assess the financial position of the plans and adequacy of plan funding. The actuary determines an appropriate combined employer and member contribution rate to fund the plans. The actuary's calculated contribution rate is based on the entry-age normal cost method, which produces the long-term rate of member and employer contributions sufficient to provide benefits for average future entrants to the plans. This rate is then adjusted to the extent there is amortization of any funding deficit.

The most recent actuarial valuation of the Teachers' Pension Plan as at December 31, 2014, indicated a \$449 million surplus for basic pension benefits on a going concern basis.

The most recent actuarial valuation for the Municipal Pension Plan as at December 31, 2012, indicated a \$1,370 million funding deficit for basic pension benefits on a going concern basis.

The School District paid \$51,243,594 (2015 - \$47,723,072) for employer contributions to these plans in the year ended June 30, 2016.

The next valuation for the Teachers' Pension Plan will be as at December 31, 2017, with results available in 2018. The next valuation for the Municipal Pension Plan will be as at December 31, 2015, with results available in 2016.

Employers participating in the plans record their pension expense as the amount of employer contributions made during the fiscal year (defined contribution pension plan accounting). This is because the plans record accrued liabilities and accrued assets for each plan in aggregate, resulting in no consistent and reliable basis for allocating the obligation, assets and cost to individual employers participating in the plans.

SCHOOL DISTRICT No. 39 (Vancouver)
NOTES TO FINANCIAL STATEMENTS FOR THE YEAR
ENDED JUNE 30, 2016

13 Commitments and Contingencies

The School District has entered into a number of multiple-year contracts for the delivery of services and the construction of tangible capital assets. These contractual obligations will become liabilities in the future when the terms of the contracts are met.

	2017	2018	2019	2020	2021
Approved Capital Projects - Unperformed portion	\$ 38,749,029	\$ 4,961,984	\$ -	\$ -	\$ -
Future operating lease payments	2,663,984	2,054,096	1,985,400	1,952,543	1,597,711
	<u>\$ 41,413,013</u>	<u>\$ 7,016,080</u>	<u>\$ 1,985,400</u>	<u>\$ 1,952,543</u>	<u>\$ 1,597,711</u>

On June 16, 2014, the Board approved the allocation of up to \$2.8 million from the Local Capital Reserve to be used to assist in funding the International Village elementary school capital project. The Minister of Education approved this funding allocation in a letter dated August 7, 2014. It is anticipated that this expenditure from the Local Capital Reserve will result in a deficit in the Local Capital Reserve in the order of approximately \$230,000 in 2016/2017.

14 Budget Figures

Budget figures included in the financial statements are not audited. The figures reflect the amended annual budget approved by the Board on February 29, 2016. The District has elected to present the amended annual budget as it reflects a budget based on funding as a result of final enrollment numbers versus estimated annual projections.

	<u>Amended Budget</u>	<u>Annual Budget</u>
Ministry Operating Grant Funded FTE's		
School-Age	50,186	50,505
Adult	423	532
Other	1,629	1,906
Total Ministry Operating Grant Funded FTE's	<u>52,238</u>	<u>52,943</u>

SCHOOL DISTRICT No. 39 (Vancouver)
NOTES TO FINANCIAL STATEMENTS FOR THE YEAR
ENDED JUNE 30, 2016

	<u>Amended Budget</u>	<u>Annual Budget</u>
Revenues		
Provincial Grants		
Ministry of Education	\$ 481,964,457	\$ 483,970,653
Other	4,426,658	4,426,851
Federal Grants	1,812,904	2,419,731
Tuition	24,654,504	22,110,545
Other Revenue	39,971,275	38,383,617
Rentals and Leases	4,831,260	4,796,383
Investment Income	1,576,200	1,513,405
Amortization of Deferred Capital Revenue	13,667,139	13,957,230
Economic Stability Fund	12,918	-
Total Revenue	\$ 572,917,315	\$ 571,578,415
Expenses		
Instruction	\$ 481,374,850	\$ 482,900,407
District Administration	17,862,274	16,552,413
Operations and Maintenance	86,866,830	85,905,941
Transportation and Housing	3,020,213	3,023,500
Debt Services	51,852	23,762
Total Expense	\$ 589,176,019	\$ 588,406,023
Net Revenue (Expense)	\$ (16,258,704)	\$ (16,827,608)
Budgeted Allocation (Retirement) of Surplus (Deficit)	13,096,317	13,834,881
Budgeted Retirement of Unfunded Employee Future Benefits	(132,764)	(132,764)
Budgeted Surplus (Deficit), for the year	\$ (3,295,151)	\$ (3,125,491)
Budgeted Surplus (Deficit), for the year comprised of:		
Capital Fund Surplus (Deficit)	\$ (3,295,151)	\$ (3,125,491)

15 Expense by Object

	<u>30-Jun-16</u>	<u>30-Jun-15</u>
Amortization	\$ 21,132,508	\$ 20,946,082
Interest	15,626	136,958
Salaries and benefits	491,671,832	466,090,588
Services and supplies	78,405,716	72,748,400
	\$ 591,225,682	\$ 559,922,028

SCHOOL DISTRICT No. 39 (Vancouver)
NOTES TO FINANCIAL STATEMENTS FOR THE YEAR
ENDED JUNE 30, 2016

16 Accumulated Surplus

	<u>30-Jun-16</u>	<u>30-Jun-15</u>
Invested in Capital Assets	\$ 104,449,350	\$ 109,874,078
Local Capital Fund	2,981,808	1,579,093
Capital Fund Balance	<u>\$ 107,431,158</u>	<u>\$ 111,453,171</u>
External Commitments		
Donated Funds for School Programs	\$ 2,335,270	\$ 2,592,370
Distributed Learning Funding for Courses in Progress	367,056	219,759
	<u>2,702,326</u>	<u>2,812,129</u>
Internal Commitments		
School Budget Balances	\$ -	\$ 2,683,475
Purchase Order Commitments	-	1,896,257
Funds Required to Complete Projects in Progress	-	3,072,061
	<u>-</u>	<u>7,651,793</u>
Restricted by Board Resolution		
Prior Year Unrestricted to Fund Next Year's Budget	\$ 734,061	\$ 7,435,260
Current year Surplus to Fund Next Year's Budget	7,936,312	7,961,324
	<u>\$ 8,670,373</u>	<u>\$ 15,396,584</u>
Unrestricted Operating Surplus	-	734,061
Unfunded Accrued Employee Benefits	(976,611)	(976,611)
Accumulated Surplus	<u>\$ 117,827,247</u>	<u>\$ 137,071,127</u>

17 Interfund Transfers

Interfund Transfers between operating, special purpose and capital funds for the year were as follows:

- \$1,462,507 from special purpose to capital fund for capital assets purchased
- \$ 447,793 from local capital to operating for BCeSIS
- \$ 3,105,564 from capital fund to operating for revenue for sale of equipment, and \$995,516 from operating to capital fund for capital lease payments
- \$3,451,224 from the operating fund to the capital fund for capital assets purchased

SCHOOL DISTRICT No. 39 (Vancouver)
NOTES TO FINANCIAL STATEMENTS FOR THE YEAR
ENDED JUNE 30, 2016

18 Recast of June 30, 2015 Statements

The School District has made a retroactive adjustment to the prior year financial statements as follows:

	Previously Reported	Adjustment	Recast
Prepays	\$ 713,840	\$ 1,561,703	\$ 2,275,543
Accumulated Surplus, beginning of year	142,660,954	1,622,109	144,283,063
Deficit for the year	(7,151,529)	(60,406)	(7,211,935)
Accumulated Surplus, end of year	135,509,425	1,561,703	137,071,128
Non Financial Assets	\$ 585,885,017	\$ 1,561,703	\$ 587,446,720

19 Subsequent Events

- a) On April 28, 2016, Board staff brought forward a proposed budget for the upcoming fiscal year 2016/2017. The Board defeated the budget motion at the April 28, 2016 board meeting, and no motion was made subsequently to reconsider the budget by the June 30, 2016 deadline, as outlined in S. 113(1) of the *School Act*. The defeat of the 2016/2017 budget will not have a financial impact on the 2015/2016 fiscal year. An estimate of the financial effect of the defeat of the budget on the 2016/2017 fiscal year cannot reasonably be made.

In consultation with legal counsel and the Ministry of Education, VBE staff have implemented the proposed 2016/2017 budget tabled at that meeting, with adjustments for two subsequent announcements by the Ministry regarding additional grant funding. In a letter dated July 4, 2016, the Minister of Education indicated that the Ministry would be appointing a Special Advisor, and further, the Minister confirmed that the Board has the authority to spend and manage its financial resources in the interim. In a letter dated July 18, 2016, the Minister confirmed the appointment of the Special Advisor.

- b) On August 19, 2016, there was a fire in the main brick building of Sir Guy Carlton Elementary. The fire started on the third floor and spread to the attic, where it was contained. Fire, smoke and water damage was sustained to the building and the supporting electrical and mechanical systems. The cost of repairs is currently under assessment, and a financial estimate of the cost cannot be made at this time.

20 Economic Dependence

The operations of the School District are dependent on continued funding from the Ministry of Education and various governmental agencies to carry out its programs. These financial statements have been prepared on a going concern basis.

SCHOOL DISTRICT No. 39 (Vancouver)
NOTES TO FINANCIAL STATEMENTS FOR THE YEAR
ENDED JUNE 30, 2016

21 Related Party Transactions

The School District is related through common control to all Province of British Columbia ministries, agencies, school districts, health authorities, colleges, universities, and crown corporations. Transactions with these entities, unless disclosed separately, are considered to be in the normal course of operations and are recorded at the exchange amount.

22 Risk Management

The School District has exposure to the following risks from its use of financial instruments: credit risk, market risk and liquidity risk.

The Board ensures that the School District has identified its risks and ensures that management monitors and controls them.

a) Credit risk

Credit risk is the risk of financial loss to an institution if a customer or counterparty to a financial instrument fails to meet its contractual obligations. Such risks arise principally from certain financial assets held consisting of cash, amounts receivable and investments. The School District is exposed to credit risk in the event of non-performance by a borrower. This risk is mitigated as most amounts receivable are due from the Province and are collectible.

It is management's opinion that the School District is not exposed to significant credit risk associated with its cash deposits and investments as they are held by recognized British Columbia institutions and the School District invests solely in guaranteed investment certificates, term deposits, Senior Government Bonds and the Central Deposit Program of BC.

b) Market risk

Market risk is the risk that the fair value or future cash flows of a financial instrument will fluctuate because of changes in market prices. Market risk is comprised of currency risk and interest rate risk.

Currency risk is the risk that the fair value or future cash flows of a financial instrument will fluctuate because of changes in the foreign exchange rates. It is management's opinion that the School District is not exposed to significant currency risk, as amounts held and purchases made in foreign currency are insignificant.

Interest rate risk is the risk that the fair value or future cash flows of a financial instrument will fluctuate because of changes in the market interest rates. The School District is exposed to interest rate risk through its investments. It is management's opinion that the School District is not exposed to significant interest rate risk because it invests solely in guaranteed investment certificates, term deposits, and Senior Government Bonds.

SCHOOL DISTRICT No. 39 (Vancouver)
NOTES TO FINANCIAL STATEMENTS FOR THE YEAR
ENDED JUNE 30, 2016

c) Liquidity risk

Liquidity risk is the risk that the School District will not be able to meet its financial obligations as they become due.

The School District manages liquidity risk by continually monitoring actual and forecasted cash flows from operations and anticipated investing activities to ensure, as far as possible, that it will always have sufficient liquidity to meet its liabilities when due, under both normal and stressed conditions, without incurring unacceptable losses or risking damage to the School District's reputation.

Risk Management and insurance services for all School Districts in British Columbia are provided by the Risk Management Branch of the Ministry of Finance.

School District No. 39 (Vancouver)

Schedule 1 (Unaudited)

Schedule of Changes in Accumulated Surplus (Deficit) by Fund
Year Ended June 30, 2016

	Operating Fund	Special Purpose Fund	Capital Fund	2016 Actual	2015 Actual (Recast)
	\$	\$	\$	\$	\$
Accumulated Surplus (Deficit), beginning of year	25,617,956		111,453,171	137,071,127	142,660,954
Prior Period Adjustments					1,561,702
Accumulated Surplus (Deficit), beginning of year, as restated	25,617,956	-	111,453,171	137,071,127	144,222,656
Changes for the year					
Surplus (Deficit) for the year	(14,328,484)	1,462,507	(6,377,903)	(19,243,880)	(7,151,529)
Interfund Transfers					
Tangible Capital Assets Purchased	(3,451,224)	(1,462,507)	4,913,731	-	
Local Capital	447,793		(447,793)	-	
Other	2,110,048		(2,110,048)	-	
Net Changes for the year	(15,221,867)	-	(4,022,013)	(19,243,880)	(7,151,529)
Accumulated Surplus (Deficit), end of year - Statement 2	10,396,089	-	107,431,158	117,827,247	137,071,127

School District No. 39 (Vancouver)

Schedule of Operating Operations

Year Ended June 30, 2016

Schedule 2 (Unaudited)

	2016 Budget	2016 Actual	2015 Actual (Recast)
	\$	\$	\$
Revenues			
Provincial Grants			
Ministry of Education	447,821,517	448,036,127	435,952,653
Other	68,719	63,132	160,741
Federal Grants	1,812,904	2,035,012	1,891,078
Tuition	24,654,504	24,718,785	22,625,820
Other Revenue	9,086,381	5,341,335	4,652,302
Rentals and Leases	3,837,513	4,146,434	3,480,084
Investment Income	1,382,353	1,428,485	1,707,200
Total Revenue	488,663,891	485,769,310	470,469,878
Expenses			
Instruction	415,823,434	416,315,204	392,428,477
District Administration	16,976,142	17,413,402	16,656,031
Operations and Maintenance	63,191,863	63,624,073	61,479,008
Transportation and Housing	3,020,213	2,745,115	2,667,501
Total Expense	499,011,652	500,097,794	473,231,017
Operating Surplus (Deficit) for the year	(10,347,761)	(14,328,484)	(2,761,139)
Budgeted Appropriation (Retirement) of Surplus (Deficit)	13,096,317		
Budgeted Reduction of Unfunded Accrued Employee Future Benefits	(132,764)		
Net Transfers (to) from other funds			
Tangible Capital Assets Purchased	(1,929,830)	(3,451,224)	(2,270,115)
Local Capital	725,000	447,793	2,481,534
Other	(1,410,962)	2,110,048	(665,858)
Total Net Transfers	(2,615,792)	(893,383)	(454,439)
Total Operating Surplus (Deficit), for the year	-	(15,221,867)	(3,215,578)
Operating Surplus (Deficit), beginning of year		25,617,956	27,271,832
Prior Period Adjustments			1,561,702
Operating Surplus (Deficit), beginning of year, as restated		25,617,956	28,833,534
Operating Surplus (Deficit), end of year		10,396,089	25,617,956
Operating Surplus (Deficit), end of year			
Internally Restricted		11,372,700	25,860,506
Unrestricted		-	734,061
Unfunded Accrued Employee Future Benefits		(976,611)	(976,611)
Total Operating Surplus (Deficit), end of year		10,396,089	25,617,956

School District No. 39 (Vancouver)

Schedule 2A (Unaudited)

Schedule of Operating Revenue by Source
Year Ended June 30, 2016

	2016 Budget	2016 Actual	2015 Actual (Recast)
	\$	\$	\$
Provincial Grants - Ministry of Education			
Operating Grant, Ministry of Education	438,875,486	438,858,794	433,376,310
AANDC/LEA Recovery	(32,670)	-	(56,703)
Strike Savings Recovery			(17,499,477)
Other Ministry of Education Grants			
Labour Settlement Funding			9,026,343
Pay Equity	7,294,124	7,294,124	7,294,124
Funding for Graduated Adults	1,029,408	952,405	3,261,034
Economic Stability Dividend	90,404	383,534	
Carbon Tax Grant	481,814	420,113	506,815
Foundation Skills Assessment	-	44,207	44,207
Curriculum Implementation Grant	82,951	82,950	-
Total Provincial Grants - Ministry of Education	447,821,517	448,036,127	435,952,653
Provincial Grants - Other	68,719	63,132	160,741
Federal Grants	1,812,904	2,035,012	1,891,078
Tuition			
Summer School Fees	1,030,015	1,030,014	2,854
Continuing Education	888,963	986,266	476,476
Offshore Tuition Fees	22,735,526	22,702,505	22,146,490
Total Tuition	24,654,504	24,718,785	22,625,820
Other Revenues			
LEA/Direct Funding from First Nations	32,670	-	56,703
Miscellaneous			
Miscellaneous Income	7,349,305	3,871,357	3,184,365
Instructional Cafeteria	1,349,868	1,274,637	1,179,898
Miscellaneous Grants	354,538	195,341	231,336
Total Other Revenue	9,086,381	5,341,335	4,652,302
Rentals and Leases	3,837,513	4,146,434	3,480,084
Investment Income	1,382,353	1,428,485	1,707,200
Total Operating Revenue	488,663,891	485,769,310	470,469,878

School District No. 39 (Vancouver)

Schedule 2B (Unaudited)

Schedule of Operating Expense by Object
Year Ended June 30, 2016

	2016 Budget	2016 Actual	2015 Actual (Recast)
	\$	\$	\$
Salaries			
Teachers	228,372,167	229,640,527	214,815,122
Principals and Vice Principals	21,739,623	22,241,638	21,153,856
Educational Assistants	34,314,550	37,039,699	35,885,227
Support Staff	55,975,854	54,847,296	52,660,817
Other Professionals	9,002,107	9,432,632	9,319,637
Substitutes	11,829,548	9,931,653	10,213,309
Total Salaries	361,233,849	363,133,445	344,047,968
Employee Benefits	96,510,540	99,464,327	94,637,712
Total Salaries and Benefits	457,744,389	462,597,772	438,685,680
Services and Supplies			
Services	12,135,580	13,003,878	9,554,643
Student Transportation	3,028,819	2,813,434	2,685,925
Professional Development and Travel	533,282	1,132,680	1,144,075
Rentals and Leases	2,697,919	1,440,570	1,449,748
Dues and Fees	443,161	653,544	819,527
Insurance	1,137,224	1,020,698	1,143,073
Interest	84,722	15,624	137,290
Supplies	12,882,194	10,261,238	10,046,503
Utilities	8,324,362	7,158,356	7,564,553
Total Services and Supplies	41,267,263	37,500,022	34,545,337
Total Operating Expense	499,011,652	500,097,794	473,231,017

School District No. 39 (Vancouver)

Operating Expense by Function, Program and Object
Year Ended June 30, 2016

Schedule 2C (Unaudited)

	Teachers Salaries	Principals and Vice Principals Salaries	Educational Assistants Salaries	Support Staff Salaries	Other Professionals Salaries	Substitutes Salaries	Total Salaries
	\$	\$	\$	\$	\$	\$	\$
1 Instruction							
1.02 Regular Instruction	172,415,126	53,755	1,627,330	1,633,190	12,676	7,691,470	183,433,547
1.03 Career Programs	690,170	59,219	462,333	144,409	94,296	36,236	1,486,663
1.07 Library Services	5,619,625	767,298	65,129	227,297	127	273,300	6,952,776
1.08 Counselling	8,721,972	538,506	85,974	149,148	440,224	236,344	10,172,168
1.10 Special Education	21,243,635	2,145,659	31,340,880	1,054,193	55,824	785,704	56,625,895
1.30 English Language Learning	11,466,316	1,696,486	2,102,991	410,608	163,546	428,831	16,268,778
1.31 Aboriginal Education	612,423	129,899	1,058,509	129,807	758		1,931,396
1.41 School Administration		15,343,854	7,788	13,817,039	2,934	34,810	29,206,425
1.60 Summer School	1,872,560	211,931	117,837	449,782	6,508	3,231	2,661,849
1.62 Offshore Students	6,998,700	1,008	168,537	530,538	482,370	234,347	8,415,500
1.64 Other							-
Total Function 1	229,640,527	20,947,615	37,037,308	18,546,011	1,259,263	9,724,273	317,154,997
4 District Administration							
4.11 Educational Administration		1,290,300		410,941	1,406,265	47,170	3,154,676
4.40 School District Governance				61,093	401,196		462,289
4.41 Business Administration				2,510,604	3,766,071		6,276,675
Total Function 4	-	1,290,300	-	2,982,638	5,573,532	47,170	9,893,640
5 Operations and Maintenance							
5.41 Operations and Maintenance Administration		3,723		1,498,316	1,743,254	93,839	3,339,132
5.50 Maintenance Operations			2,391	28,787,088	689,739	66,371	29,545,589
5.52 Maintenance of Grounds				2,990,775	166,844		3,157,619
5.56 Utilities							
Total Function 5	-	3,723	2,391	33,276,179	2,599,837	160,210	36,042,340
7 Transportation and Housing							
7.70 Student Transportation				42,468			42,468
Total Function 7	-	-	-	42,468	-	-	42,468
9 Debt Services							
Total Function 9	-	-	-	-	-	-	-
Total Functions 1 - 9	229,640,527	22,241,638	37,039,699	54,847,296	9,432,632	9,931,653	363,133,445

School District No. 39 (Vancouver)

Operating Expense by Function, Program and Object

Year Ended June 30, 2016

Schedule 2C (Unaudited)

	Total Salaries	Employee Benefits	Total Salaries and Benefits	Services and Supplies	2016 Actual	2016 Budget	2015 Actual (Recast)
	\$	\$	\$	\$	\$	\$	\$
1 Instruction							
1.02 Regular Instruction	183,433,547	50,470,001	233,903,548	7,970,695	241,874,243	243,332,797	229,075,904
1.03 Career Programs	1,486,663	406,958	1,893,621	68,208	1,961,829	1,932,258	1,988,925
1.07 Library Services	6,952,776	1,917,306	8,870,082	787,133	9,657,215	9,949,885	9,574,249
1.08 Counselling	10,172,168	2,779,232	12,951,400	120,205	13,071,605	13,157,872	12,853,383
1.10 Special Education	56,625,895	15,477,639	72,103,534	1,085,055	73,188,589	73,183,170	68,645,836
1.30 English Language Learning	16,268,778	4,444,943	20,713,721	292,236	21,005,957	20,454,001	19,054,768
1.31 Aboriginal Education	1,931,396	527,695	2,459,091	174,856	2,633,947	2,511,059	2,392,932
1.41 School Administration	29,206,425	7,982,699	37,189,124	129,061	37,318,185	36,118,727	37,268,785
1.60 Summer School	2,661,849	727,268	3,389,117	265,124	3,654,241	3,489,812	453,355
1.62 Offshore Students	8,415,500	2,299,276	10,714,776	1,234,617	11,949,393	11,693,853	11,119,908
1.64 Other	-	-	-	-	-	-	432
Total Function 1	317,154,997	87,033,017	404,188,014	12,127,190	416,315,204	415,823,434	392,428,477
4 District Administration							
4.11 Educational Administration	3,154,676	881,517	4,036,193	1,378,199	5,414,392	5,139,652	4,018,205
4.40 School District Governance	462,289	126,306	588,595	132,807	721,402	763,258	650,526
4.41 Business Administration	6,276,675	1,541,257	7,817,932	3,459,676	11,277,608	11,073,232	11,987,300
Total Function 4	9,893,640	2,549,080	12,442,720	4,970,682	17,413,402	16,976,142	16,656,031
5 Operations and Maintenance							
5.41 Operations and Maintenance Administration	3,339,132	914,736	4,253,868	2,241,072	6,494,940	6,013,484	5,878,937
5.50 Maintenance Operations	29,545,589	8,092,933	37,638,522	7,479,086	45,117,608	43,948,097	43,522,781
5.52 Maintenance of Grounds	3,157,619	862,722	4,020,341	1,029,377	5,049,718	5,146,492	4,418,310
5.56 Utilities	-	236	236	6,961,571	6,961,807	8,083,790	7,658,980
Total Function 5	36,042,340	9,870,627	45,912,967	17,711,106	63,624,073	63,191,863	61,479,008
7 Transportation and Housing							
7.70 Student Transportation	42,468	11,603	54,071	2,691,044	2,745,115	3,020,213	2,667,501
Total Function 7	42,468	11,603	54,071	2,691,044	2,745,115	3,020,213	2,667,501
9 Debt Services							
Total Function 9	-	-	-	-	-	-	-
Total Functions 1 - 9	363,133,445	99,464,327	462,597,772	37,500,022	500,097,794	499,011,652	473,231,017

School District No. 39 (Vancouver)

Schedule 3 (Unaudited)

Schedule of Special Purpose Operations
Year Ended June 30, 2016

	2016 Budget	2016 Actual	2015 Actual (Recast)
	\$	\$	\$
Revenues			
Provincial Grants			
Ministry of Education	34,142,940	33,659,586	32,038,320
Other	4,357,939	5,558,503	4,794,446
Other Revenue	30,666,655	31,801,612	30,308,329
Investment Income	126,847	219,065	160,076
Economic Stability Dividend	12,918		
Total Revenue	<u>69,307,299</u>	<u>71,238,766</u>	<u>67,301,171</u>
Expenses			
Instruction	65,551,416	68,380,752	63,927,280
District Administration	886,132	776,965	698,366
Operations and Maintenance	2,413,960	618,542	691,484
Total Expense	<u>68,851,508</u>	<u>69,776,259</u>	<u>65,317,130</u>
Special Purpose Surplus (Deficit) for the year	<u>455,791</u>	<u>1,462,507</u>	<u>1,984,041</u>
Net Transfers (to) from other funds			
Tangible Capital Assets Purchased	(455,791)	(1,462,507)	(1,982,456)
Other			(1,585)
Total Net Transfers	<u>(455,791)</u>	<u>(1,462,507)</u>	<u>(1,984,041)</u>
Total Special Purpose Surplus (Deficit) for the year	<u>-</u>	<u>-</u>	<u>-</u>
Special Purpose Surplus (Deficit), beginning of year			
Special Purpose Surplus (Deficit), end of year		<u>-</u>	<u>-</u>

School District No. 39 (Vancouver)

Changes in Special Purpose Funds and Expense by Object
Year Ended June 30, 2016

Schedule 3A (Unaudited)

	Annual Facility Grant	Learning Improvement Fund	Aboriginal Education Technology	Special Education Equipment	Scholarships and Bursaries	Special Education Technology	School Generated Funds	Strong Start	Ready, Set, Learn
	\$	\$	\$	\$	\$	\$	\$	\$	\$
Deferred Revenue, beginning of year	-	-	10,559	149,026	1,100,177	1,378,728	8,649,545	12,128	8,089
Add: Restricted Grants									
Provincial Grants - Ministry of Education	2,128,486	9,244,675		20,305		7,394,519		608,000	225,400
Provincial Grants - Other									
Other					6,365	135,575	26,899,605		
Investment Income		52,168	175	2,039	10,941	36,232	166,897	3,298	1,381
	2,128,486	9,296,843	175	22,344	17,306	7,566,326	27,066,502	611,298	226,781
Less: Allocated to Revenue	2,128,486	9,296,843	-	69,213	65,913	7,363,241	25,985,092	576,400	206,377
Deferred Revenue, end of year	-	-	10,734	102,157	1,051,570	1,581,813	9,730,955	47,026	28,493
Revenues									
Provincial Grants - Ministry of Education	2,128,486	9,244,675		69,213		7,351,629		576,400	206,377
Provincial Grants - Other									
Other Revenue					65,913	11,612	25,818,195		
Investment Income		52,168					166,897		
	2,128,486	9,296,843	-	69,213	65,913	7,363,241	25,985,092	576,400	206,377
Expenses									
Salaries									
Teachers		6,289,252				1,440,320			
Principals and Vice Principals		13,809				114,895			
Educational Assistants		1,356,483						434,107	
Support Staff	620,542	92,511		15,532	1,755	934,097	57,079	10,503	42,333
Other Professionals						137,029			
Substitutes									724
	620,542	7,752,055	-	15,532	1,755	2,626,341	57,079	444,610	43,057
Employee Benefits	229,984	1,543,685		1,164	369	732,679	10,645	118,180	12,149
Services and Supplies	1,277,960	1,103		52,517	63,789	3,917,491	25,852,323	13,610	151,171
	2,128,486	9,296,843	-	69,213	65,913	7,276,511	25,920,047	576,400	206,377
Net Revenue (Expense) before Interfund Transfers	-	-	-	-	-	86,730	65,045	-	-
Interfund Transfers									
Tangible Capital Assets Purchased						(86,730)	(65,045)		
	-	-	-	-	-	(86,730)	(65,045)	-	-
Net Revenue (Expense)	-	-	-	-	-	-	-	-	-

School District No. 39 (Vancouver)

Changes in Special Purpose Funds and Expense by Object

Year Ended June 30, 2016

Schedule 3A (Unaudited)

	OLEP	Community-LINK	Clink Other	PRP	ERAC	CAYA	Assistive Technology AT-BC	PRCVI	Settlement Workers in Schools
	\$	\$	\$	\$	\$	\$	\$	\$	\$
Deferred Revenue, beginning of year	-	336,532	672,276	91,951	858,535	5,987,729	6,563,869	94	725,846
Add: Restricted Grants									
Provincial Grants - Ministry of Education	727,980	8,890,568		2,109,797	550,000			2,091,883	
Provincial Grants - Other			20,000				2,613,213		
Other	2,414		2,059,624		1,834,131		1,059,494	9,334	800
Investment Income	598	11,586	11,843	1,186	27,163	82,184	111,163	9,421	10,150
	731,092	8,902,154	2,091,467	2,110,983	2,411,294	82,184	3,783,870	2,110,638	10,950
Less: Allocated to Revenue	509,921	8,902,000	1,915,305	2,054,764	2,478,866	2,202,946	3,471,095	1,807,230	286,001
Deferred Revenue, end of year	221,171	336,686	848,438	148,170	790,963	3,866,967	6,876,644	303,502	450,795
Revenues									
Provincial Grants - Ministry of Education	507,555	8,902,000		2,054,764	820,430			1,797,971	
Provincial Grants - Other					17,460	2,202,946	2,381,268		183,321
Other Revenue	2,366		1,915,305		1,640,976		1,089,827	9,259	102,680
Investment Income									
	509,921	8,902,000	1,915,305	2,054,764	2,478,866	2,202,946	3,471,095	1,807,230	286,001
Expenses									
Salaries									
Teachers	33,376	537,864		1,287,687	85,841			127,517	
Principals and Vice Principals		105,836							
Educational Assistants		2,312,851	12,804	122,747					39,917
Support Staff		1,088,901	1,255,296	49,146	147,547	354,974	537,642	646,319	30,982
Other Professionals		1,177,241	52,464	8,024	97,838	103,474	655,526	101,777	1,257
Substitutes	22,652		264	27,479					6,593
	56,028	5,222,693	1,320,828	1,495,083	331,226	458,448	1,193,168	875,613	78,749
Employee Benefits	11,398	1,400,845	101,261	386,798	90,732	138,326	295,033	236,975	15,258
Services and Supplies	442,495	2,269,896	493,216	172,883	2,056,908	1,605,352	1,982,894	688,686	127,724
	509,921	8,893,434	1,915,305	2,054,764	2,478,866	2,202,126	3,471,095	1,801,274	221,731
Net Revenue (Expense) before Interfund Transfers	-	8,566	-	-	-	820	-	5,956	64,270
Interfund Transfers									
Tangible Capital Assets Purchased		(8,566)				(820)		(5,956)	(64,270)
	-	(8,566)	-	-	-	(820)	-	(5,956)	(64,270)
Net Revenue (Expense)	-	-	-	-	-	-	-	-	-

School District No. 39 (Vancouver)

Changes in Special Purpose Funds and Expense by Object
Year Ended June 30, 2016

Schedule 3A (Unaudited)

	Miscellaneous	TOTAL
	\$	\$
Deferred Revenue, beginning of year	909,584	27,454,668
Add: Restricted Grants		
Provincial Grants - Ministry of Education	25,000	34,016,613
Provincial Grants - Other	758,726	3,391,939
Other	979,541	32,986,883
Investment Income	9,707	548,232
	<u>1,772,974</u>	<u>70,943,667</u>
Less: Allocated to Revenue	1,919,073	71,238,766
Deferred Revenue, end of year	<u>763,485</u>	<u>27,159,569</u>
Revenues		
Provincial Grants - Ministry of Education	86	33,659,586
Provincial Grants - Other	773,508	5,558,503
Other Revenue	1,145,479	31,801,612
Investment Income		219,065
	<u>1,919,073</u>	<u>71,238,766</u>
Expenses		
Salaries		
Teachers	25,380	9,827,237
Principals and Vice Principals		234,540
Educational Assistants	5,126	4,284,035
Support Staff	18,049	5,903,208
Other Professionals		2,334,630
Substitutes	28,611	86,323
	<u>77,166</u>	<u>22,669,973</u>
Employee Benefits	16,559	5,342,040
Services and Supplies	594,228	41,764,246
	<u>687,953</u>	<u>69,776,259</u>
Net Revenue (Expense) before Interfund Transfers	<u>1,231,120</u>	<u>1,462,507</u>
Interfund Transfers		
Tangible Capital Assets Purchased	(1,231,120)	(1,462,507)
	<u>(1,231,120)</u>	<u>(1,462,507)</u>
Net Revenue (Expense)	<u>-</u>	<u>-</u>

School District No. 39 (Vancouver)

Schedule 4 (Unaudited)

Schedule of Capital Operations
Year Ended June 30, 2016

	2016 Budget	2016 Actual			2015 Actual (Recast)
		Invested in Tangible Capital Assets	Local Capital	Fund Balance	
	\$	\$	\$	\$	\$
Revenues					
Provincial Grants					
Ministry of Education					
Other Revenue	218,239		241,293	241,293	229,999
Rentals and Leases	993,747		977,079	977,079	997,436
Investment Income	67,000		29,143	29,143	68,628
Gain (Loss) on Disposal of Tangible Capital Assets					337,232
Amortization of Deferred Capital Revenue	13,667,139	13,726,211		13,726,211	13,366,155
Total Revenue	14,946,125	13,726,211	1,247,515	14,973,726	14,999,450
Expenses					
Operations and Maintenance	365,741		219,120	219,120	427,799
Amortization of Tangible Capital Assets					
Operations and Maintenance	20,895,266	21,132,509		21,132,509	20,946,082
Debt Services					
Capital Lease Interest	51,852				
Total Expense	21,312,859	21,132,509	219,120	21,351,629	21,373,881
Capital Surplus (Deficit) for the year	(6,366,734)	(7,406,298)	1,028,395	(6,377,903)	(6,374,431)
Net Transfers (to) from other funds					
Tangible Capital Assets Purchased	2,385,621	4,913,731		4,913,731	4,252,571
Local Capital	(725,000)		(447,793)	(447,793)	(2,481,534)
Capital Lease Payment	1,410,962		995,516	995,516	667,443
Sale and Leaseback		(3,105,564)		(3,105,564)	
Total Net Transfers	3,071,583	1,808,167	547,723	2,355,890	2,438,480
Other Adjustments to Fund Balances					
Tangible Capital Assets Purchased from Local Capital		217,076	(217,076)		
Principal Payment					
Capital Lease		995,516	(995,516)		
Total Other Adjustments to Fund Balances		1,212,592	(1,212,592)		
Total Capital Surplus (Deficit) for the year	(3,295,151)	(4,385,539)	363,526	(4,022,013)	(3,935,951)
Capital Surplus (Deficit), beginning of year		108,834,889	2,618,282	111,453,171	115,389,122
Capital Surplus (Deficit), end of year		104,449,350	2,981,808	107,431,158	111,453,171

School District No. 39 (Vancouver)

Tangible Capital Assets
Year Ended June 30, 2016

Schedule 4A (Unaudited)

	Sites	Buildings	Furniture and Equipment	Vehicles	Computer Software	Computer Hardware	Total
	\$	\$	\$	\$	\$	\$	\$
Cost, beginning of year	20,848,131	757,341,934	16,082,120	1,935,886	1,113,759	12,968,973	810,290,803
Changes for the Year							
Increase:							
Purchases from:							
Operating Fund		764,695	1,214,394	181,718	180,573	1,109,844	3,451,224
Special Purpose Funds		516,937	829,296		15,690	100,584	1,462,507
Local Capital		199,873			11,898	5,305	217,076
Capital Leases			111,824		83,777	1,265,294	1,460,895
Transferred from Work in Progress		4,725,754					4,725,754
	-	6,207,259	2,155,514	181,718	291,938	2,481,027	11,317,456
Decrease:							
Disposed of			1,058,968			2,046,596	3,105,564
Deemed Disposals			2,142,723	292,870	148,237	1,849,639	4,433,469
	-	-	3,201,691	292,870	148,237	3,896,235	7,539,033
Cost, end of year	20,848,131	763,549,193	15,035,943	1,824,734	1,257,460	11,553,765	814,069,226
Work in Progress, end of year		140,897,646	194,590				141,092,236
Cost and Work in Progress, end of year	20,848,131	904,446,839	15,230,533	1,824,734	1,257,460	11,553,765	955,161,462
Accumulated Amortization, beginning of year		282,550,214	7,435,992	975,079	417,995	4,834,682	296,213,962
Changes for the Year							
Increase: Amortization for the Year		16,726,028	1,556,590	188,031	237,122	2,424,738	21,132,509
Decrease:							
Deemed Disposals			2,142,723	292,870	148,237	1,849,639	4,433,469
			2,142,723	292,870	148,237	1,849,639	4,433,469
Accumulated Amortization, end of year		299,276,242	6,849,859	870,240	506,880	5,409,781	312,913,002
Tangible Capital Assets - Net	20,848,131	605,170,597	8,380,674	954,494	750,580	6,143,984	642,248,460

School District No. 39 (Vancouver)

Schedule 4B (Unaudited)

Tangible Capital Assets - Work in Progress

Year Ended June 30, 2016

	Buildings	Furniture and Equipment	Computer Software	Computer Hardware	Total
	\$	\$	\$	\$	\$
Work in Progress, beginning of year	69,975,659	54,353			70,030,012
Changes for the Year					
Increase:					
Deferred Capital Revenue - Bylaw	75,632,511	140,237			75,772,748
Deferred Capital Revenue - Other	15,230				15,230
	<u>75,647,741</u>	<u>140,237</u>	-	-	<u>75,787,978</u>
Decrease:					
Transferred to Tangible Capital Assets	4,725,754				4,725,754
	<u>4,725,754</u>	-	-	-	<u>4,725,754</u>
Net Changes for the Year	<u>70,921,987</u>	<u>140,237</u>	-	-	<u>71,062,224</u>
Work in Progress, end of year	<u>140,897,646</u>	<u>194,590</u>	-	-	<u>141,092,236</u>

School District No. 39 (Vancouver)

Schedule 4C (Unaudited)

Deferred Capital Revenue
Year Ended June 30, 2016

	Bylaw Capital	Other Provincial	Other Capital	Total Capital
	\$	\$	\$	\$
Deferred Capital Revenue, beginning of year	381,452,582	6,930,136	13,991,797	402,374,515
Changes for the Year				
Increase:				
Transferred from Work in Progress	4,725,754			4,725,754
	4,725,754	-	-	4,725,754
Decrease:				
Amortization of Deferred Capital Revenue	13,357,240	197,292	171,679	13,726,211
	13,357,240	197,292	171,679	13,726,211
Net Changes for the Year	(8,631,486)	(197,292)	(171,679)	(9,000,457)
Deferred Capital Revenue, end of year	372,821,096	6,732,844	13,820,118	393,374,058
Work in Progress, beginning of year	69,032,688	997,324		70,030,012
Changes for the Year				
Increase				
Transferred from Deferred Revenue - Work in Progress	75,772,748	15,230		75,787,978
	75,772,748	15,230	-	75,787,978
Decrease				
Transferred to Deferred Capital Revenue	4,725,754			4,725,754
	4,725,754	-	-	4,725,754
Net Changes for the Year	71,046,994	15,230	-	71,062,224
Work in Progress, end of year	140,079,682	1,012,554	-	141,092,236
Total Deferred Capital Revenue, end of year	512,900,778	7,745,398	13,820,118	534,466,294

School District No. 39 (Vancouver)

Changes in Unspent Deferred Capital Revenue
Year Ended June 30, 2016

Schedule 4D (Unaudited)

	Bylaw Capital	MEd Restricted Capital	Other Provincial Capital	Land Capital	Other Capital	Total
	\$	\$	\$	\$	\$	\$
Balance, beginning of year	1,209,623	2,460,494				3,670,117
Changes for the Year						
Increase:						
Provincial Grants - Ministry of Education	74,795,594					74,795,594
Investment Income		56,193				56,193
	74,795,594	56,193	-	-	-	74,851,787
Decrease:						
Transferred to DCR - Work in Progress	75,772,748	15,230				75,787,978
	75,772,748	15,230	-	-	-	75,787,978
Net Changes for the Year	(977,154)	40,963	-	-	-	(936,191)
Balance, end of year	232,469	2,501,457	-	-	-	2,733,926