

**SCHOOL DISTRICT 39
STATEMENT OF FINANCIAL INFORMATION
(SOFI)**

6049

SCHOOL DISTRICT NUMBER		NAME OF SCHOOL DISTRICT	YEAR
39		Vancouver	2016/2017
OFFICE LOCATIONS			TELEPHONE NUMBER
			604-713-5000
MAILING ADDRESS			
1580 West Broadway			
CITY	PROVINCE	POSTAL CODE	
Vancouver	BC	V6J 5K8	
NAME OF SUPERINTENDENT			TELEPHONE NUMBER
John Lewis			604-713-5000
NAME OF SECRETARY-TREASURER			TELEPHONE NUMBER
J. David Green			604-713-5000

DECLARATION AND SIGNATURES

We, the undersigned, certify that the attached is a correct and true copy of the Statement of Financial Information for the year ended 2017 June 30 for School District No.39 (Vancouver) as required under Section 2 of the Financial Information Act.

SIGNATURE OF CHAIRPERSON OF THE BOARD OF SCHOOL TRUSTEES	DATE SIGNED
	Dec. 18, 2017
SIGNATURE OF SUPERINTENDENT	DATE SIGNED
	Dec. 18, 2017
SIGNATURE OF SECRETARY-TREASURER	DATE SIGNED
	Dec. 18, 2017

**SCHEDULES AS REQUIRED BY THE
FINANCIAL INFORMATION ACT**

TABLE OF CONTENTS

1	Management Report	1
2	Schedule of Debts	2
3	Schedule of Guarantee and Indemnity Agreements	3
4	Statement of Severance Agreements	4
5	Schedule of Remuneration and Expenses	5
6	Schedule of Payments for the Provision of Goods and Services	46
7	Explanation of Differences to Audited Financial Statements	57
8	2016-2017 Financial Statements	58

**STATEMENT OF FINANCIAL INFORMATION
SCHOOL DISTRICT NO.39 (VANCOUVER)
FISCAL YEAR ENDED JUNE 30, 2017**

MANAGEMENT REPORT

The Financial Statements contained in this Statement of Financial Information under the *Financial Information Act* have been prepared by management in accordance with Canadian Generally Accepted Accounting Principles and the integrity and objectivity of these statements are management's responsibility.


Management is also responsible for all the other schedules of financial information and for ensuring that this information is consistent, where appropriate, with the information contained in the financial statements and for implementing and maintaining a system of internal controls to provide reasonable assurance that reliable financial information is produced.

The Board of Education is responsible for ensuring that management fulfils its responsibilities for financial reporting and internal control and for approving the financial information included in the Statement of Financial Information.

The external auditors, Office of the Auditor General, conduct an independent examination, in accordance with generally accepted auditing standards, and express their opinion on the financial statements as required by the *School Act*. Their examination does not relate to the other schedules of financial information required by the *Financial Information Act*. Their examination includes a review and evaluation of the board's system of internal control and appropriate tests and procedures to provide reasonable assurance that the financial statements are presented fairly.

On behalf of School District No.39 (Vancouver)

 John M. Lewis
Acting Superintendent
December 2017

 J. David Green
Secretary Treasurer
December 2017

This statement is prepared pursuant to the Financial Information Regulation, Schedule 1, Section 9.

SCHEDULE OF DEBTS

Information on all long term debt is included in the Notes of the School District Audited Financial Statements.

This statement is prepared pursuant to the Financial Information Regulation, Schedule 1, Section 4.

SCHEDULE OF GUARANTEE AND INDEMNITY AGREEMENTS

School District No. 39 (Vancouver) has not given any guarantee or indemnity under the Guarantees and Indemnities Regulation.

This statement is prepared pursuant to the Financial Information Regulation, Schedule 1, Section 5.

STATEMENT OF SEVERANCE AGREEMENTS

There were eight severance agreements under which payment commenced between School District No. 39 (Vancouver) and its non-unionized employees during fiscal year 2017.

These agreements represent sixty-six months' compensation.

This statement is prepared pursuant to the Financial Information Regulation, Schedule 1, Subsection 6(7).

Schedule of Remuneration and Expenses

<u>Elected Officials</u>			<u>Remuneration</u>	<u>Expenses</u>
Alexander	Joy	Trustee	7,580.47	-
Bacchus	Patricia	Trustee	7,580.47	-
Ballantyne	Fraser	Trustee	7,580.47	281.47
Fraser	Janet	Trustee	7,580.47	236.74
Lombardi	Michele	Trustee	8,212.03	218.40
Noble	Penelope	Trustee	7,580.47	130.50
Richardson	Christopher	Trustee	7,580.47	235.66
Robertson	Stacy	Trustee	7,580.47	292.68
Turner	Dianne	Trustee	166,732.10	2,221.85
Wong	Allan	Trustee	7,580.47	405.26
			<u>\$ 235,587.89</u>	<u>\$ 4,022.56</u>

<u>Employees with Remuneration Exceeding \$75,000</u>			<u>Remuneration</u>	<u>Expenses</u>
Abarquez	Richard	Teacher Elementary	81,419.66	40.00
Abersold	Judith	Speech Language Pathologist	96,341.45	-
Adada	Laetitia	Teacher Elementary	81,047.81	90.00
Adams	James	Elementary Principal	117,188.14	3,486.96
Adams	Barbara	Teacher Elementary	95,603.41	-
Adams	Sheri	Teacher Elementary	95,375.83	125.00
Adams	Barbara	Teacher Elementary	88,458.74	115.00
Adams	Susan	Teacher Elementary	86,003.96	-
Adrian	Vanessa	Teacher Elementary	86,003.96	195.00
Adrian-Hamazaki	Edward	Teacher Secondary	94,345.74	-
Aelbers	Tony	Electrician	88,277.49	-
Affleck	Jodie	Teacher Elementary	85,989.99	191.50
Agius	Lisa	Teacher Secondary	76,554.95	-
Agyeman	Kingsley	Teacher Secondary	85,818.67	85.00
Ahluwalia	Herjote	Teacher Elementary	78,269.09	130.00
Akita	Emily	Strings and Band - Elem	87,813.23	75.00
Akrap	Nicky	Secondary Vice-Principal	110,738.62	-
Alain	Claudette	Elementary Principal	113,236.47	-
Alary	Dale	Analyst	75,932.10	-
Albrecht	Michael	Teacher Secondary	87,150.36	-
Albutat	Jennifer	Teacher Elementary	94,010.81	-
Alderman	Christopher	Manager, Staffing	100,955.90	436.75
Alexander	Janet	Teacher Elementary	93,450.49	-
Alexander	Stacey	Senior Advisor LR	88,518.85	80.50
Algas-Latorre	Fernando	Area Counsellor - Elem	89,681.35	-
Ali	Seema	Teacher Secondary	95,372.34	-
Ali Shaw	Shareeda	Teacher Elementary	95,603.41	120.00
Aliphtiras	Georgia	Teacher Elementary	79,531.80	-
Alkalay	Andrea	Teacher Secondary	88,484.45	-
Allan	Lisa	Teacher Elementary	93,869.51	-
Allen	Jeff	Electrician	93,219.76	-
Allen	Chris	Supervisor-Risk Management	92,370.13	2,360.57
Alley	Frances	Special Education - Sec	108,485.87	-
Allina	Michael	Teacher Secondary	95,603.41	-
Allison	Heather	Teacher Elementary	91,702.76	-
Almeida	Susan	Teacher Elementary	76,646.74	50.00
Alstad	Gregory	Teacher Elementary	97,711.83	-
Altman	Jennifer	Teacher Elementary	94,345.74	139.50
Alvares	Anne	Teacher Secondary	98,783.52	-
Ambrose	Dale	Summer School Administrator	100,476.18	9.00

Amos	Kevin	Supervisor-Learning InfoTech	85,273.90	-
An	Paul	Teacher Elementary	87,150.36	-
Andersen	Ronald	Carpenter	79,852.58	-
Anderson	Barbara	Education Coordinator	83,903.09	112.01
Anderson	Linda	Teacher Elementary	81,451.86	105.00
Andres	Monica	Teacher Elementary	95,149.82	290.00
Andrews	Linda	Teacher Elementary	95,603.41	34.04
Anema	Melissa	Teacher Elementary	87,231.61	-
Ang	Genalyne	Teacher Elementary	99,840.37	-
Angel-Lara	Angela	Teacher Elementary	79,518.80	-
Annas	Richard	Teacher Secondary	91,463.53	-
Appel	Frederick	Teacher Secondary	100,728.04	-
Appleton	Karen	Teacher Elementary	87,244.61	-
Aprim	Benjamin	Teacher Secondary	91,273.75	-
Arbez	Louise	Teacher Elementary	93,979.49	50.00
Archer	Christopher	Teacher Elementary	87,244.61	-
Archer	Liza	Teacher Elementary	86,003.96	155.00
Arduini	Anabela	Teacher Elementary	86,003.96	-
Arkiletian	Robert	Teacher Secondary	86,003.96	-
Armitage	Marla	Teacher Elementary	94,345.74	-
Arnold	Leslie	Teacher Secondary	91,660.00	-
Arnold	Yann	Special Education - Sec	88,514.46	-
Arvanitis	Aphrodite	Teacher Elementary	80,713.35	41.04
Asai	Cynthia	Teacher Elementary	83,750.72	30.00
Ascher	Christopher	Teacher Secondary	94,745.74	-
Asmani	Marya	Teacher Secondary	77,391.23	130.00
Asmoucha	Samuel	Teacher Elementary	94,097.95	60.00
Atkinson	Laura	Teacher Elementary	89,613.11	-
Atkinson	Michael	Teacher Elementary	80,834.35	-
Atterton	Carl	Teacher Elementary	80,040.36	-
Au	Henry	Elementary Principal	113,236.47	1,067.79
Aubichon	Franklin	Teacher Secondary	87,150.36	40.19
Aulakh	Harkiran	Teacher Secondary	79,518.80	-
Aweida	Dana	Teacher Elementary	95,603.41	45.00
Bach	David	Secondary Vice-Principal	110,807.87	-
Backerman	Linda	Teacher Elementary	94,345.74	50.00
Baerg	Julie	Teacher Secondary	86,961.90	-
Baillie	Alexander	Teacher Secondary	85,452.46	-
Bain	Deirdre	Teacher Elementary	86,003.96	105.00
Bains	Ranjit	Secondary Principal	118,464.14	-
Bains	Surbjit	Summer School Administrator	95,423.96	191.75
Bains	Suman	Teacher Secondary	90,600.82	-
Baird	Cecil	Teacher Secondary	96,771.09	100.00
Baker	Lorraine	Elementary Vice-Principal	102,804.43	-
Baker	Jean	Teacher Secondary	78,175.64	-
Bakken	Lorraine	Teacher Elementary	94,269.74	279.28
Baldwin	Eric	Teacher Elementary	82,467.01	40.00
Ballarin	Ricardo	Teacher Secondary	91,382.28	-
Balzarini	Sharon	Teacher Elementary	87,763.96	-
Bankonin	Susan	Teacher Secondary	78,689.61	-
Barber	Catherine	Teacher Elementary	79,518.80	-
Barber	Amanda	Teacher Gifted Program	79,518.80	164.82
Barclay	Jill	Teacher Elementary	91,702.76	116.50
Baron	Tanya	Teacher Secondary	87,231.61	-
Baron	Tara	Teacher Secondary	77,449.45	-
Barre	Marc	Teacher Secondary	94,345.74	-
Barros	Melania	Teacher Elementary	87,231.61	-
Bartha	Patricia	Teacher Elementary	79,115.12	-
Bartlett	Steven	Teacher Elementary	96,276.46	-

Bartlett	Gretchen	Teacher Elementary	79,518.80	-
Bassi	Baldeep	Teacher Secondary	79,871.46	-
Basso	Maririta	Teacher Elementary	86,003.96	-
Batchelor	Bernice	Teacher Elementary	94,345.74	50.00
Batista	Carmen	Senior Manager - HR	131,698.06	3,222.29
Bauder	Aynslee	Teacher Elementary	85,736.14	-
Baulcomb	Craig	Provl Resource Program - Elem	83,698.30	445.00
Bautista	Edwin	Teacher Elementary	79,542.22	552.99
Baxter	Ian	Teacher Secondary	97,382.20	-
Bayne	Norma	Teacher Elementary	86,003.96	100.00
Beadle	Evelyn	Teacher Elementary	82,032.74	-
Beamish	Wendy	Teacher Secondary	87,231.61	-
Beàn	Roxanne	Teacher Secondary	87,150.36	52.42
Beatch	Patricia	Manager, Employee Wellness	100,317.98	-
Beaton	Gregory	Teacher Secondary	87,231.61	140.00
Beattie	Karen	Teacher Elementary	79,518.80	25.00
Beaucock	Kim	Teacher Secondary	103,070.53	100.00
Beaudry	Cheryl	Teacher Elementary	93,329.11	-
Becker	Robin	Teacher Elementary	88,117.90	40.00
Bedard	Marie-Claude	Teacher Elementary	79,518.80	77.68
Beeman	Jill	Teacher Elementary	87,023.95	-
Begg	Leslie	Teacher Secondary	78,691.06	584.93
Beharry	Peter	Teacher Secondary	86,243.18	-
Belanger	Daniel	Elementary Vice-Principal	102,885.02	4,226.90
Belecos Shaw	Anastasia	Teacher Elementary	79,518.80	-
Bell	Brian	Manager - Operations	111,157.96	-
Bell	Elizabeth	Teacher Elementary	94,345.74	38.00
Bell	Robert	Teacher Elementary	85,780.15	-
Bell	Erin	Teacher Elementary	83,522.89	-
Belliveau	Susan	Teacher Elementary	87,150.52	35.00
Bemister	Jesse	Teacher Elementary	96,217.22	60.00
Bender	Erin	Teacher Elementary	93,787.47	40.00
Benedet	Loreen	Teacher Elementary	79,518.80	-
Bennett	June	Teacher Elementary	86,003.96	212.95
Benson	Alexander	Teacher Secondary	87,231.61	-
Benson	Mara	Teacher Secondary	79,518.80	125.00
Bercic	Thomas	Perm Sub - Sec	91,202.19	-
Bergant	Lydia	Psychologist - Elem	103,722.89	-
Berger	Fiona	Teacher Elementary	86,003.96	50.00
Bernauer	Karin	Teacher Elementary	87,150.36	13.00
Biela	Pamela	Area Counsellor - Elem	85,467.99	-
Biggs	Sharon	Teacher Elementary	87,150.36	10.00
Bigioli	Angela	Teacher Secondary	100,015.56	-
Bildstein	Lucia	Teacher Elementary	87,231.61	-
Billingsley	Jennifer	Teacher Elementary	86,786.80	30.00
Biln	David	Teacher Elementary	99,848.83	-
Bilodeau	Shane	Teacher Elementary	85,121.41	75.00
Bilodeau	Stephanie	Teacher Elementary	79,518.80	-
Binder	Anita	Teacher Secondary	93,225.88	130.00
Bion	Elizabeth	Teacher Elementary	77,281.46	-
Bird	Lora	Teacher Elementary	95,603.41	37.13
Bird	Naomi	Teacher Secondary	87,567.22	50.00
Birkenhead	Sandra	Teacher Secondary	95,603.41	736.67
Birks	Carole	Teacher Secondary	88,214.76	-
Birsan	Irina	Teacher Secondary	92,112.32	54.95
Birsan	Alina	Teacher Secondary	81,915.53	-
Bishop	Kelly-Anne	Special Education - Elem	95,603.41	-
Bisset	Heather	Teacher Elementary	87,231.61	67.11
Bitz	Philip	Bld Eng 250001-350000 sqft	77,440.09	-

Black	Paul	Teacher Elementary	86,003.96	25.00
Blackman	Hugh	Elementary Principal	121,789.57	115.60
Blair	Sonia	Secondary Vice-Principal	110,068.94	-
Blake	Karen	Coordinator - Career Programs	162,373.68	-
Bland	Charmian	Teacher Elementary	86,525.56	47.55
Bleko	Kata	Teacher Secondary	79,518.80	-
Block	Ellen	Teacher Elementary	79,518.80	-
Bodden	Robert	Elementary Principal	121,773.68	239.68
Bodnaruk	Elena	Teacher Elementary	83,068.03	65.99
Bohl	Bonnie	Special Education - Sec	86,003.96	-
Bohmer	Aaron	Plumber	79,896.85	-
Boily	Brigitte	Teacher Elementary	78,691.06	-
Boitard	Daniel	Teacher Elementary	87,231.61	45.00
Bolanios	Jessica	Special Education - Sec	88,532.32	-
Bolianaz	Michael	Elementary Vice-Principal	102,885.02	204.49
Bolton	S. Ann	Summer School Administrator	110,437.06	31.75
Bolton	Wyatt	Teacher Secondary	98,869.15	-
Bombino	Giovanna	Teacher Secondary	81,729.56	40.00
Bonnefof	Guy	Interim Secretary Treasurer	169,417.50	19,552.41
Bonnis	Elisha	Teacher Elementary	95,603.41	-
Bonvillain	Lynda	Mgr - Student Support Services	87,238.43	24.00
Boomer	Brian	Carpenter	81,059.20	-
Borason	Michael-Don	Special Education - Sec	88,214.58	123.25
Bordon	Robert	Teacher Secondary	85,961.48	130.00
Borg	Tammy	Teacher Elementary	98,577.66	-
Borges	Danny	Teacher Secondary	87,455.00	125.00
Borsato	Justin	Teacher Elementary	79,518.80	-
Boschung	Sallie	Area Resource - Elem	89,430.78	10.65
Botero	Ivan	AE Instructor Structured Cours	76,232.98	140.00
Bouchard	Helene	Teacher Elementary	87,231.61	-
Boucher	Robert	Special Education - Sec	95,148.24	-
Boucher	Aimee	Teacher Elementary	77,601.48	332.51
Boulding	Nicholas	Special Education - Sec	79,518.80	-
Boulet	Ariel	Teacher Secondary	94,345.70	236.04
Bourque	Nancy	Elementary Vice-Principal	102,252.44	1,588.11
Bowden	Virginia	Teacher Gifted Program	75,793.95	155.00
Boyes	Cody	Teacher Secondary	79,531.80	-
Boylan	Brenda	Teacher Elementary	94,682.64	-
Brack	Donna	AE Instructor	88,638.33	-
Bradley	Agnes	Teacher Elementary	86,696.77	-
Bramhoff	Anita	Teacher Elementary	86,243.18	430.50
Braun	Jennifer	Teacher Secondary	99,645.54	74.75
Braun	David	Teacher Secondary	95,603.41	-
Braun	Barton	Teacher Elementary	87,150.36	141.24
Braverman	Michael	Teacher Secondary	87,150.36	-
Bray	Kelvin	Painter	77,336.62	-
Breden	Morgan	Secondary Vice-Principal	94,615.59	-
Bredin	Shauna	Teacher Elementary	87,231.61	-
Breheny	Darcy	Teacher Elementary	86,758.57	139.50
Brennan	Nancy	Associate Superintendent	168,243.91	8,642.12
Breslauer	Klaus	Teacher Secondary	79,518.80	-
Breslin	Brian	Teacher Elementary	79,518.80	116.64
Bretherton	Sarah	Teacher Secondary	94,345.74	50.00
Breton	Lorraine	Teacher Secondary	99,557.90	103.57
Brett	Allison	Teacher Secondary	99,323.49	143.74
Bring	Dara	Supervisor - Maintenance	107,341.07	-
Brion	Peter	Teacher Secondary	85,989.99	-
Brix	Patricia	Psychologist - Elem	79,430.36	100.00
Broadbent	Marion	Elementary Principal	121,773.68	-

Broman	Pamela	Teacher Elementary	79,518.80	30.00
Bromige	Christopher	Special Education - Sec	86,003.96	-
Brooks	Margaret	Teacher Secondary	81,729.56	-
Brothers	Sheelagh	Teacher Elementary	79,104.93	110.00
Brown	Roderick	Teacher Secondary	116,055.95	-
Brown	Jesse	Elementary Vice-Principal	102,885.11	165.43
Brown	Jane	Teacher Elementary	94,345.74	-
Brown	Leanne	Teacher Secondary	90,835.12	250.00
Brown	Leslie	Teacher Elementary	86,816.28	697.20
Brown	Angela	Teacher Elementary	84,145.35	-
Brown	Dana	Teacher Secondary	80,518.49	-
Brown	Zoi	Teacher Elementary	79,922.65	-
Brownrigg	Richard	Teacher Secondary	94,345.74	-
Bruder	Erin	Perm Sub - Elem	81,148.01	-
Bruechert	Walter	Teacher Elementary	95,603.41	205.00
Brumwell	Craig	Teacher Secondary	98,400.91	150.00
Bruyere	Johnathon	Teacher Elementary	79,311.86	312.50
Bryce	Keith	Teacher Elementary	86,169.98	-
Buis	Kenneth	AE Instructor Structured Cours	103,370.05	-
Buium	Gregory	Teacher Secondary	88,602.10	130.00
Burchill	Donald	Area Counsellor - Elem	76,845.86	-
Burd	Rosemary	Teacher Elementary	81,745.27	-
Burdon	Shirley	Teacher Secondary	94,237.88	128.90
Burkett	Danielle	Teacher Elementary	86,003.96	-
Burnell	Bonnie	Teacher Secondary	88,214.76	-
Burnham	W. Jim	Secondary Principal	129,836.72	-
Burrell	Scott	Teacher Elementary	75,752.37	-
Burrus	Adrian	Teacher Elementary	85,567.94	-
Burton	Shannon	Elementary Principal	115,755.07	175.07
Buss	Michael	Machinist	81,484.86	-
Butler	Vivian	Teacher Elementary	94,345.74	59.60
Butler	David	Teacher Elementary	93,804.23	300.00
Butler	Joelle	Teacher Elementary	79,518.80	265.03
Bylsma	Alan	Teacher Secondary	96,003.41	200.48
Byrne	Jennifer	Teacher Elementary	99,840.37	252.92
Byrne	Meghan	Teacher Secondary	76,059.61	956.97
Byron	Shane	Teacher Secondary	95,603.41	-
Cabrone	Elvi	Teacher Elementary	87,568.86	-
Caluori	Joanna	Teacher Elementary	79,518.80	170.00
Calvert	Kyle	Teacher Elementary	94,345.74	-
Cameron	Jane	Teacher Elementary	85,980.66	-
Cameron	Ruth	Teacher Elementary	84,882.41	-
Cameron	Wendy	Teacher Elementary	80,354.29	27.26
Cameron	Glenn	Teacher Secondary	80,330.31	-
Campbell	Sandra	Psychologist - Elem	105,646.05	160.17
Campbell	Jessica	Teacher Elementary	90,009.66	16.54
Campbell	Joshua	Set BC Provincial - Sec	88,853.72	1,666.80
Campbell	Shawn	Teacher Elementary	87,231.61	-
Campbell	James	Teacher Secondary	86,003.96	-
Campos	Nancy	Teacher Secondary	87,244.61	-
Cancar	Miya	Teacher Secondary	93,958.63	-
Candido	Marnie	Teacher Elementary	94,345.74	270.30
Canning	Gregory	Teacher Elementary	94,345.74	85.00
Cannon	Ian	Elementary Principal	117,188.14	-
Canosa	Massimo	Electrician	80,139.39	-
Cantelon	Amanda	Teacher Gifted Program	79,518.80	50.00
Cantor	Diana	Teacher Elementary	84,895.08	-
Caparas	Maria	Administrative Coordinator	84,859.39	-
Car	Susie	Elementary Principal	117,188.14	-

Carelse-Borzel	Esther	Teacher Secondary	87,163.36	40.00
Cargo	Stacy	Teacher Elementary	79,518.80	-
Carle	Laura	Teacher Elementary	86,003.96	82.65
Carlick	Frances	Teacher Elementary	86,003.96	-
Carlton	Joanne	Teacher Elementary	86,003.96	-
Carmichael	Mark	Teacher Secondary	96,221.78	-
Carney	Laurel	Teacher Elementary	77,268.77	155.00
Caros	Jennifer	Psychologist - Elem	96,816.07	-
Carrea	Alessandra	Teacher Elementary	77,228.17	75.00
Carrell	Christopher	Plumber	78,416.78	-
Carriere	Valerie	Elementary Vice-Principal	103,435.52	-
Carry	Suzanne	Teacher Elementary	86,003.96	55.00
Carson	Jodine	Teacher Elementary	93,896.56	139.50
Carswell	Ankie	Elementary Vice-Principal	102,989.02	-
Cartwright	Ellen	Teacher Elementary	95,603.41	-
Carver	Connie	Elementary Principal	117,188.14	56.17
Cassidy	Yvette	Teacher Elementary	94,345.74	25.00
Cassidy	James	Teacher Secondary	79,531.80	173.81
Cassie	Ross	Elementary Principal	121,680.19	-
Cassie	Laurie	Teacher Elementary	94,693.05	-
Castellarin	Christopher	Teacher Elementary	87,150.36	50.00
Castilho	Vagner	Teacher Secondary	79,518.80	-
Castro	Karla	Teacher Secondary	93,869.74	-
Catalano	Laurena	Teacher Elementary	87,631.61	-
Cauchon	Linda	Teacher Elementary	79,518.80	50.00
Caulfield-Malkin	Bonnie	Area Counsellor - Elem	87,792.47	245.00
Cavaletto	Michael	Teacher Secondary	86,758.57	195.00
Cavanagh	Michelle	Teacher Elementary	87,231.61	45.00
Caverzan	Renata	Teacher Elementary	87,150.36	-
Cavezza	Tammy	Teacher Elementary	79,518.80	25.00
Celle	Roberta	Teacher Elementary	86,290.99	641.86
Chalmers	Holly	Teacher Secondary	107,762.25	72.90
Chamberlain	James	Elementary Vice-Principal	102,885.02	1,078.16
Chan	Michael	Teacher Secondary	106,098.93	136.70
Chan	Harinder	Teacher Secondary	99,381.74	-
Chan	Colin	Teacher Elementary	95,149.82	50.00
Chan	Vivian	Teacher Elementary	94,345.74	-
Chan	Judy	Teacher Secondary	93,498.24	2,239.46
Chan	Paul	Teacher Secondary	88,321.44	-
Chan	Genevieve	Teacher Elementary	86,003.96	35.00
Chan	Yong Yong	Teacher Elementary	86,003.96	75.00
Chan	Jennie	Teacher Secondary	79,531.80	125.00
Chan	Sylvia	Teacher Secondary	77,398.72	320.42
Chan	Vince	Summer School Administrator	75,190.35	22.00
Chang	Donald	Teacher Secondary	87,109.28	-
Chang	Irma	Teacher Elementary	86,003.96	130.00
Chang	Lisa	Teacher Secondary	79,518.80	-
Chan-Henry	Gregory	Teacher Secondary	87,351.88	-
Chapelski	Jessica	Teacher Elementary	75,957.71	50.00
Chapman	Katherine	Teacher Elementary	80,450.87	75.00
Charette	Jacinte	Teacher Elementary	85,786.43	115.77
Chau	Johnny	Electrician Apprentice	78,341.24	-
Chee	Cynthia	Teacher Elementary	96,606.68	-
Chelladurai	Arockiam	Teacher Secondary	79,518.80	-
Chen	Bell	Distance Education - Sec	101,152.96	45.00
Chen	Hattie	Teacher Secondary	86,003.96	200.00
Chen	Hsin-Hou	Teacher Secondary	79,111.32	70.00
Cheng	Colin	Set BC Provincial - Sec	89,509.66	1,137.63
Chenoweth	Matthew	Teacher Secondary	87,423.95	-

Cheung	Weldon	Teacher Secondary	87,150.36	-
Chew	Shirley	Teacher Secondary	79,518.80	-
Chiang	Musica	Technical & Resource Support D	104,386.41	356.50
Chiang	Yi Chun	Teacher Secondary	80,935.91	40.00
Chiasson	John	Teacher Elementary	88,122.44	-
Chin Petersen	Jenny	Elementary Principal	121,680.19	-
Chiu	Chi Kin	Elementary Vice-Principal	101,430.08	-
Chiu	Odelia	Deaf and Hard of Hearing	87,762.75	-
Chiu	Francis	Teacher Elementary	79,518.80	-
Cho	David	Teacher Secondary	95,101.66	-
Cho	Alyson	Teacher Elementary	84,907.10	25.00
Chobotiuk	Jennifer	Teacher Elementary	77,858.96	-
Choi	James	Teacher Secondary	98,577.66	100.00
Choi	Michael	Teacher Secondary	91,286.75	-
Chong	Genevieve	Teacher Elementary	94,294.53	-
Chong	Linda	Teacher Secondary	87,150.36	-
Chong	Joyce	Teacher Elementary	86,696.78	583.83
Chong	Vickie	Teacher Elementary	79,518.80	-
Chong	Philip	Teacher Elementary	79,051.34	30.00
Chong-Ping	Kimberley	Teacher Secondary	92,652.70	-
Chow	Cynthia	Teacher Elementary	91,561.62	-
Chow	Gordon	Teacher Secondary	90,235.88	290.00
Chow	Stella	Summer School Administrator	86,175.88	-
Chow	Karen	Teacher Elementary	86,003.96	-
Chow	Shirley	Teacher Elementary	86,003.96	-
Chow	Allan	Teacher Secondary	86,003.96	296.92
Chow-Humphries	Mary	Teacher Elementary	87,176.03	-
Choy	Liza	Teacher Elementary	90,235.88	377.69
Christison	Lynn	Teacher Elementary	79,518.80	-
Chrzastowski-Wachtel	Pawel	Teacher Secondary	95,251.58	150.00
Chu	Jennifer	Teacher Elementary	95,099.77	190.96
Chua Martinez	Armando	Perm Sub - Sec	79,111.33	130.00
Chuaqui	Maria	Teacher Secondary	79,518.80	-
Chung	Ting Fong	Teacher Elementary	85,776.17	-
Chung	Jeeyeon	Teacher Elementary	79,518.80	-
Ciwko	Teena	Teacher Elementary	86,696.77	41.50
Clar	Elizabeth	Teacher Elementary	78,598.97	95.58
Clark	Denise	Teacher Secondary	85,983.94	-
Clark	Heidi	Teacher Elementary	79,101.00	40.00
Clark	Gavin	Coordinator - Community School	78,869.79	1,550.42
Clarke	Elizabeth	Teacher Elementary	90,294.73	-
Clay-Smith	Geoffrey	Teacher Secondary	87,231.29	36.00
Clifton	Robert	Teacher Elementary	79,518.80	40.00
Cloutier	John	Teacher Elementary	86,003.96	-
Clutchey	Corrie	Teacher Secondary	89,873.47	-
Coates	Helen	Teacher Secondary	93,593.20	156.45
Coderre	Stephen	Special Education - Sec	95,396.55	-
Codrington	Angela	Teacher Elementary	87,231.61	206.26
Coelho	Andrew	Summer School Administrator	91,348.42	28.98
Coffin	Steven	Teacher Elementary	76,720.40	-
Coflin	Karen	Secondary Vice-Principal	110,713.60	-
Cohen	Sharon	Teacher Elementary	79,518.80	-
Coleman	Janet	Teacher Elementary	86,003.96	-
Collins	Diane	Teacher Elementary	80,981.19	113.29
Colpitts	J	Teacher Elementary	79,518.80	270.00
Colvin	Norine	Teacher Elementary	95,603.41	-
Comfort	Carol	Transition Teacher - Elem	95,603.41	-
Conklin	Marnie	Teacher Elementary	89,135.02	-
Conley	Tanya	Teacher Elementary	75,031.45	-

Connaughton	William	Teacher Elementary	90,635.79	-
Connop Price	David	Coord Communication&Engagement	77,415.35	-
Conrad	Danielle	Teacher Elementary	96,003.41	155.00
Conzon	Grant	Steamfitter	83,455.27	-
Coo	Duncan	Teacher Elementary	86,003.96	-
Cook	Jennifer	Supervisor - Food Services	100,966.76	3,228.49
Coombs	Edward	Teacher Elementary	86,016.96	-
Cooper	Romy	Teacher Secondary	97,610.77	42.00
Coopersmith	Valerie	Elementary Principal	122,259.18	300.00
Coopersmith	David	Provl Resource Program - Sec	96,003.41	371.06
Corcoran	Theresa	Coordinator - Community School	78,097.86	-
Cordoni	Christopher	Teacher Secondary	88,258.92	120.00
Cormack	Mark	Elementary Vice-Principal	102,096.07	2,982.73
Cormack	Lori	Perm Sub - Sec	93,842.64	-
Correia	Grace	Teacher Secondary	87,036.81	-
Corrie	Natacha	Teacher Elementary	77,504.06	114.50
Corsi	Viviana	Teacher Elementary	84,532.03	-
Cortens	John	Elementary Principal	113,154.95	-
Cosgrove	Lynne	Area Counsellor - Elem	89,739.44	-
Costa	Maria	Teacher Elementary	86,695.19	-
Costea	Kenneth	Teacher Elementary	87,244.61	-
Costello	Jesse	Teacher Elementary	84,853.03	150.00
Cote	Lyse	Teacher Elementary	87,139.45	-
Cotton	Graeme	Teacher Elementary	95,603.41	-
Cottrell	Mary	Teacher Elementary	79,518.80	172.00
Cougny	Benjamin	Teacher Secondary	87,150.36	-
Courage	Andrea	Special Education - Sec	88,360.20	50.00
Courage	Bernadine	Teacher Elementary	86,332.32	-
Coutts	Graeme	Teacher Elementary	99,853.37	35.00
Cowin	Maureen	Facilities Planner	77,844.98	663.01
Cozma	Alina	Teacher Secondary	75,919.25	-
Craig	Noella	Teacher Elementary	95,988.22	-
Cramb	Eleanor	Area Case Manager	99,423.36	-
Crawford	Jan	Teacher Secondary	86,003.96	-
Creanga-Kurth	Odette	Teacher Secondary	86,987.57	-
Creighton	Debra	Special Education - Elem	79,518.80	-
Crescenzo	Alfonso	Teacher Secondary	83,693.18	-
Crespo	Grace	Teacher Elementary	79,518.80	255.00
Crisp	James	Teacher Elementary	93,435.61	100.00
Cross	Mira	Teacher Secondary	99,433.45	-
Cuccurullo	Lia	Teacher Elementary	81,715.96	230.00
Cuerrier	Alin	Teacher Secondary	86,442.81	-
Cultum	Irene	Teacher Elementary	87,244.61	146.80
Cumming	Wendy	Teacher Elementary	79,518.80	-
Cumming	Drew	Electrician	75,652.56	-
Cunha	Mario	Plumber	85,723.50	-
Da Silva	Pedro	Secondary Principal	129,905.81	1,257.59
Dabideen-Sonachansingh	Judy	Teacher Secondary	79,518.80	-
Dalla-Zanna	Gaye	Teacher Elementary	77,863.32	30.00
Dallyn	Susan	Teacher Elementary	95,603.41	85.00
Danilovic	Tania	Teacher Elementary	86,003.96	213.68
Danylchuk	Daria	Area Resource - Sec	91,565.64	-
David	Carolyn	Teacher Elementary	95,603.41	-
Davidson	Andrea	Dist Principal-Alt Prg & Comm	128,132.94	-
Davidson	Marilyn	Teacher Elementary	96,459.68	321.98
Davidson	Margaret	Administrator On Call	90,727.66	-
Davies	Megan	Elementary Principal	112,563.87	168.00
Davies	D. James	Teacher Secondary	79,518.80	-
Davis	Aaron	Director of Instruction	126,930.00	3,501.70

Davis	Nathalie	Teacher Elementary	95,603.41	-
Davis	Denise	Special Education - Sec	79,518.80	316.13
Dawson	John	Sec Dist Principal Field Serv	126,142.72	1,706.20
De Forge	Eileen	Teacher Elementary	76,744.23	-
De Iaco	Rosa	Special Education - Sec	90,379.95	425.00
De Jardin	Linda	Teacher Elementary	94,345.74	-
De Santis	Michael	Teacher Secondary	86,511.31	43.53
De Verteuil	Glenn	Teacher Elementary	86,617.60	345.00
De Vita	Kelly	Teacher Elementary	93,899.59	52.00
Dean	Tamara	Summer School Administrator	105,336.15	38.00
Debroder	Robert	Bld Eng 160001-250000 sqft	76,983.28	-
Delafenetre	Frederic	Teacher Secondary	87,231.29	-
Delong	Ian	Teacher Elementary	90,654.74	-
Delorme	Patrick	Teacher Secondary	75,799.42	120.46
Delville-Pratt	Ruth	Teacher Secondary	77,648.51	-
Demarco	Dion	Teacher Secondary	87,231.61	-
Demers	Guy	Teacher Secondary	96,003.41	41.50
Demiris	Soultana	Teacher Elementary	97,856.26	40.00
Dempster	Kyle	Teacher Secondary	89,656.72	994.00
Dent	Susan	Teacher Elementary	87,093.14	-
Deo	Rajnil	Elementary Vice-Principal	102,885.02	-
Deragopian	Aida	Teacher Elementary	86,923.56	117.00
Derban	Elyssa	Set BC Provincial - Sec	88,374.88	1,193.93
Dermott	Michelle	Teacher Secondary	86,568.61	-
Derpak	David	Secondary Principal	129,836.72	857.41
Derreth	Eugene	Teacher Secondary	100,140.63	-
Des Mazes	Andrea	Teacher Secondary	86,003.96	701.09
Desai	Jagruiti	Secondary Vice-Principal	110,120.96	-
Desai	Sathi	Teacher Elementary	79,104.93	-
Deschner	Wynn	Teacher Secondary	85,310.84	-
Desjarlais	Juanita	Secondary Vice-Principal	102,488.56	629.56
Devereaux	Elizabeth	Teacher Elementary	93,450.49	-
Devji	Saira	Teacher Elementary	79,518.80	-
Dewar	Tammy	Teacher Elementary	75,866.46	55.00
Dewreede	Christopher	Teacher Secondary	97,991.88	250.00
Dhaliwal	Rupy	Teacher Secondary	92,026.34	-
Di Carlo	Teresa	Teacher Elementary	79,518.80	46.68
Di Giacinto	Paul	Teacher Elementary	79,518.80	-
Di Giovanni	Vita	Teacher Elementary	95,492.43	75.00
Dial	Harbinder	Teacher Secondary	86,758.57	-
Dias	John	Plumber	81,956.73	-
Dicesare	Diana	Area Resource - Elem	90,073.22	-
Dickie	Colleen	Supervisor - LS	93,640.02	3,000.00
Diesvelt	Alison	Teacher Elementary	87,244.61	250.00
Dilgir	Zohreen	Teacher Elementary	79,518.80	-
Dill-Jones	Marian	Teacher Secondary	87,231.61	25.00
Dimitropoulos	Ekaterina	Teacher Elementary	79,311.14	-
Dinning	Alina	Teacher Elementary	79,518.80	1,114.15
Dionne	Karen	Teacher Secondary	90,835.12	55.00
Dixon	Alison	Teacher Elementary	86,003.96	-
Dixon	Caroline	Teacher Secondary	81,941.81	67.20
Dixon	Shantelle	Teacher Elementary	79,518.80	-
Dizy	William	Special Education - Sec	87,399.68	34.55
Dobie	Polly	Teacher Secondary	79,918.80	10.00
Dobry	Janine	Teacher Elementary	79,518.80	301.21
Dodd	Thomas	Teacher Elementary	79,518.80	-
Dodds	Patrick	Teacher Elementary	78,336.23	-
Dolson	Chelsea	Speech Language Pathologist	80,131.04	-
Donaldson	Lindsay	Teacher Secondary	90,866.06	100.00

Donegan	Chris	Teacher Elementary	87,231.61	-
Dong	Dana	Teacher Elementary	80,078.63	-
Donison	Cheryl	Teacher Secondary	76,186.91	-
Donnelly	Allyson	Teacher Elementary	85,784.82	68.35
Donovan	Maria	Elementary Vice-Principal	102,989.02	236.00
Dorchester	Melanie	Teacher Elementary	81,424.20	150.00
Dosdall	Leah	Teacher Elementary	87,599.02	-
Dou	Teresa	Teacher Secondary	87,150.36	220.99
Doucette	Murray	Associate Superintendent	195,028.00	23,292.82
Douglas	Cheryl	Teacher Elementary	94,199.05	1,176.59
Douglas	Tiffany	Teacher Elementary	87,969.20	120.00
Douglas	Julie	Teacher Secondary	86,003.96	10.00
Dowle	Brenda	Teacher Secondary	89,482.58	130.00
Dowling	Jacqueline	Teacher Secondary	85,637.16	270.00
Doyle	Tony	Project Manager - LIT	100,897.97	-
Drescher	John	Set BC Provincial - Sec	96,374.13	196.10
Driver	Diane	Teacher Elementary	92,289.92	-
Drury	Maria Helena	Supvsr-Finan.Report&Compliance	101,582.38	1,179.75
Duarte	Gissela	Teacher Elementary	78,079.62	40.00
Duck	Catherine	Area Resource - Elem	88,228.37	375.00
Dudra	Cynthia	Teacher Secondary	81,729.63	163.79
Dulai	Sohan	Aboriginal Education - Sec	83,018.73	-
Duncan	Lorna	Secondary Vice-Principal	110,699.12	300.04
Dunne	Graham	Teacher Secondary	87,231.61	-
Duong	John	Assistant Manager-Maintenance	94,943.88	1,052.96
Duong	Peter	Carpenter	79,477.39	-
Durno	Gregory	Teacher Secondary	78,689.61	-
Durrieu	Marlene	Teacher Elementary	86,003.96	-
Durward	Magdalena	Teacher Elementary	85,577.94	-
Dyer	John	Teacher Elementary	79,531.80	-
Dyer	Brenda	Teacher Elementary	79,518.80	20.00
Dykstra	Simon	Teacher Secondary	91,382.28	-
Ebeling	Susanne	Teacher Secondary	79,518.80	-
Eddy	Akemi	Teacher Elementary	87,150.36	180.00
Edge	Richard	Summer School Administrator	85,344.12	242.75
Ediger	Krista	Secondary Vice-Principal	101,946.60	13.00
Edwards	Eileen	Teacher Secondary	95,603.41	-
Edwards	Vincent	Elementary Vice-Principal	87,231.66	-
Edwards	Lisa	Teacher Secondary	76,911.41	-
Ee	Brian	Teacher Elementary	95,603.41	45.00
Egilsson	Kelly	Teacher Secondary	99,645.54	-
Ehler	Robert	Teacher Secondary	87,231.61	-
Ehn	Zsuzsanna	Teacher Secondary	87,150.36	434.54
Eisner	Elizabeth	Teacher Secondary	79,103.48	87.50
Ekdahl	Maira	Teacher Secondary	89,361.28	-
Ekelund	Douglas	Teacher Secondary	79,518.80	-
Elia	Therisa	Teacher Secondary	94,345.74	-
Embree	James	Summer School Administrator	100,310.61	42.15
Emeno	Donna	Administrator On Call	85,746.74	-
Emerick	Michael	Teacher Elementary	75,424.60	-
Eng	Jason	Elementary Principal	115,769.95	3,647.00
Eng	Eydie	Teacher Secondary	87,150.36	-
Eng	Carmen	Teacher Elementary	75,424.60	85.00
Engel-Aiello	Jessica	Teacher Secondary	87,445.21	189.00
Engler	Kevin	Teacher Secondary	85,990.00	-
English	Todd	Teacher Elementary	80,040.36	42.97
Enns	Kelly	Teacher Elementary	92,421.83	136.85
Enns	Michael	Teacher Secondary	87,231.61	87.58
Enns	W.T. Dale	Teacher Secondary	79,918.80	-

Enthoven	Anjuli	Teacher Secondary	75,957.71	-
Epp	Elfriede	Teacher Elementary	84,882.40	75.53
Epplette	Jonn	Supervisor - Grounds	94,916.20	240.90
Erickson	Bryan	Teacher Secondary	91,286.75	-
Erwin	Katy	Teacher Elementary	95,603.41	-
Erwin	Bradley	Heat & Frost Insulator	78,517.75	-
Esnault-Oka	Adele	Teacher Secondary	91,825.20	-
Evans	Peter	Elementary Principal	121,680.19	1,078.21
Evans	Rosemary	Special Education - Sec	87,150.36	112.51
Evans	Lisa	Teacher Elementary	86,003.96	175.18
Evans	Russell	Teacher Secondary	79,335.36	266.15
Evans	Jodi	Teacher Elementary	76,206.38	-
Everaars	Laurence	AE Instructor On Call	88,415.17	-
Evermon	Rebecca	Teacher Elementary	86,817.74	125.00
Eves	Timothy	Teacher Elementary	91,481.57	-
Ewan	Greg	Electrician	75,582.48	-
Fabry	Natalie	Teacher Elementary	87,231.61	40.00
Faizabadi	Giti	Teacher Secondary	79,518.80	130.00
Fanthorpe	Ernest	Manager - Facility Development	114,382.35	1,347.20
Farias	John	Supervisor - Operations	98,308.44	1,849.97
Farrell	Imelda	Teacher Elementary	93,002.87	-
Farrell	Coni	Teacher Elementary	87,150.36	-
Farrell	Sandra	Teacher Elementary	86,243.18	-
Fazio	Rosa	Elementary Principal	120,994.86	849.96
Feeley	Paul	Teacher Elementary	79,531.80	-
Fell	Graeme	Teacher Elementary	79,518.80	-
Feng	Janet	Teacher Elementary	79,518.80	176.90
Feniak	Catherine	Elementary Principal	121,773.68	-
Fenton	Brenda	Teacher Elementary	92,814.34	130.00
Ferguson	Robert	Teacher Secondary	89,060.00	1,771.94
Fergusson	Megan	Teacher Secondary	87,231.61	-
Fergusson	Nancy	Teacher Elementary	86,003.96	-
Fernandes	Tony	Painter	88,404.52	-
Fiddler	Donald	District Principal	175,206.33	141.63
Fielden	Kathleen	Teacher Elementary	81,613.86	-
Filleul	Mary	Transition Teacher - Sec	87,808.79	-
Finch	Rosemaire	Elementary Principal	112,587.87	1,116.96
Finch-Cowie	Melanie	Teacher Elementary	86,003.96	254.63
Findlay	Jody	Teacher Secondary	88,214.76	105.00
Fisher	Andrew	Teacher Elementary	87,150.36	-
Fitzgerald	Ross	Painter	76,543.91	-
Fleming	Stephen	Teacher Secondary	79,518.80	-
Florio	Robert	Teacher Secondary	95,603.41	125.00
Foell	Lindsey	Teacher Secondary	88,264.49	-
Foran	Lesley	Teacher Elementary	94,345.74	-
Foran	Paula	Area Counsellor - Elem	80,875.56	543.95
Forbes	Lynn	Teacher Secondary	87,231.61	-
Foreman	Suzanne	Teacher Elementary	86,403.86	-
Foreman-Ng	Kate	Teacher Elementary	93,789.05	430.78
Forgeron	Terrance	Carpenter	93,442.66	-
Forgeron	Jann	Teacher Secondary	84,213.46	-
Forsselius	Gail	Teacher Elementary	78,691.06	150.00
Forsyth	Deborah	Teacher Elementary	94,490.68	-
Foster	Jason	Teacher Secondary	96,607.97	-
Foster	Maria-Teresa	Teacher Secondary	86,003.96	100.00
Fouracres	Wendy	Teacher Elementary	80,132.39	8.25
Fournier	Jolayne	Teacher Elementary	95,603.41	100.00
Fowler	K. Jean	Speech Language Pathologist	89,078.51	-
Fox	Sandra	Teacher Elementary	95,018.99	-

Foxx	Verena	Teacher Elementary	80,746.49	40.00
Fracca	Sandro	Teacher Secondary	90,318.43	-
Francis	Mona	Teacher Elementary	94,345.74	-
Francis	Nicholas	Teacher Secondary	79,317.70	150.00
Francisco	Gilberto	Supervisor - Operations	102,480.73	1,797.00
Franco	Julio	Teacher Elementary	80,132.40	-
Francom	Stewart	Teacher Secondary	86,716.20	-
Fraser	Christine	Area Resource - Elem	96,060.77	-
Freeman	Keel	Teacher Secondary	80,927.86	259.00
Freeze	Lori	Teacher Elementary	84,213.46	274.80
Freigang	Kelly	Sheet Metal Worker	84,523.17	-
Frenzell	Burt	Elementary Principal	122,579.21	-
Friend	Charlotte	Set BC Provincial - Elem	96,676.97	4,014.18
Friesan	Aaron	Teacher Secondary	96,306.05	-
Friesen	Betty-Anne	Teacher Elementary	94,345.74	50.00
Friesen	Manuella	Teacher Elementary	91,657.98	-
Friesen	Carla	Teacher Elementary	87,231.61	139.50
Friesen	Donald	Sheet Metal Worker	80,918.40	-
Friess	Lourdes	Teacher Elementary	81,680.53	-
Frigault	Kathleen	Teacher Elementary	87,231.61	-
Fritz	Sharon	Teacher Secondary	81,510.05	-
Froebe	Karen	Teacher Elementary	87,150.36	-
Froese	Carole	Elementary Vice-Principal	103,126.52	1,332.58
Fryer-Mangan	Susan	Teacher Elementary	79,518.80	-
Frykberg	Chris	Teacher Elementary	83,619.28	-
Fullerton	Ryan	Teacher Secondary	99,278.34	-
Fung	Douglas	Teacher Secondary	94,358.74	-
Fung	Ted	Teacher Secondary	87,150.36	45.00
Fung	Judy	Teacher Elementary	86,696.77	40.00
Furey	Patrick	AE Instructor Structured Cours	85,580.44	-
Gabbott	Geoffrey	Teacher Secondary	90,835.12	92.32
Gabelman	Brett	Special Education - Sec	94,696.23	-
Gabelman	Nicola	Teacher Secondary	78,256.24	853.70
Gagnon	Christine	Teacher Elementary	86,003.96	196.03
Gagnon	Eve	Elementary Vice-Principal	82,853.30	-
Gale	Timothy	Special Education - Sec	87,231.61	-
Gallant	Eugene	Teacher Secondary	92,086.06	-
Gallmann	Tanya	Teacher Elementary	87,037.67	100.00
Garfinkel	Sandra	Home Instruction - Sec	87,150.36	-
Garzitto	Emi	Area Counsellor - Elem	97,336.05	275.00
Gascoigne	Heather	Elementary Principal	121,773.68	2,388.97
Gates	Natasha	Teacher Secondary	95,997.89	-
Gates	Tracy	Teacher Elementary	79,545.89	-
Gatti	Antonietta	Teacher Secondary	87,150.36	-
Gault	Frederick	Teacher Secondary	87,231.61	-
Gavin	Erin	Elementary Principal	121,297.19	13.00
Geisler	Gerald	Teacher Secondary	86,003.96	-
Gelb	Megan	Teacher Elementary	87,250.93	250.44
Gelson	Carrie	Teacher Elementary	86,003.96	130.00
Gelson	Julie	Teacher Elementary	85,554.77	80.00
George	Nicole	Teacher Secondary	83,964.11	200.00
Georgiopoulos	Denise	Teacher Elementary	86,003.96	-
Geppert	Pauline	Special Education - Sec	93,515.26	-
Gessaroli	Karen	Teacher Elementary	79,518.80	-
Ghobrial	Heba	Speech Language Pathologist	89,040.79	-
Giardina	Simone	Teacher Elementary	76,744.23	-
Gibbens	Trevor	Teacher Secondary	87,150.36	1,053.80
Gibbs	Erin	Elementary Vice-Principal	102,492.35	375.00
Gibson	Robert	Teacher Secondary	95,603.41	-

Giesbrecht	Valerie	Teacher Elementary	79,518.80	-
Gill	Kalwant	Secondary Principal	123,703.95	405.00
Gill	Iqbal	Secondary Vice-Principal	110,120.96	1,235.00
Gill	Raman	Teacher Secondary	99,835.33	-
Gill	Jaspreet	Distance Education - Sec	99,606.56	-
Gill	Rowena	AE Instructor Structured Cours	75,983.00	17.00
Gilmour	Wendy	District Resource	98,676.88	419.48
Gilmour-Lammerse	Christine	AE Principal	121,481.97	5,495.09
Glickman	Roanna	Teacher Elementary	94,793.69	150.00
Glover	Julie	Teacher Elementary	86,016.96	-
Gobbi	Nichole	Teacher Elementary	84,899.62	150.00
Gock	Darren	Vice Princ-Student Info System	110,080.96	2,505.31
Goddard	Anita	Home Instruction - Elem	89,534.67	30.40
Godfrey	Paul	Secondary Vice-Principal	102,221.38	-
Gofsky	Mindy	Teacher Elementary	78,277.19	35.00
Golby	Risha	Elementary Principal	113,236.47	208.61
Goldie	Gerald	Teacher Elementary	95,603.41	-
Gomes	Deborah	Teacher Secondary	84,176.42	230.50
Gomes	Meghan	Teacher Elementary	75,607.89	165.21
Goncalves	Oscar	Teacher Secondary	89,688.76	-
Gonzalez	Blanca	Teacher Secondary	91,778.74	448.09
Goodacre	Sandra	Teacher Secondary	81,141.82	85.00
Goodison	Dorothy	Teacher Elementary	86,695.97	155.00
Goodman	David	Teacher Secondary	84,099.90	100.00
Goolieff	Treena	Teacher Secondary	90,835.12	-
Gordy	Patricia	Teacher Secondary	86,003.96	-
Goulet	Marie	Teacher Elementary	86,659.18	-
Govier	Bruce	Plumber	76,689.82	-
Graham	Karl	Elementary Vice-Principal	102,885.02	40.23
Grainger	Amy	Summer School Teacher-Elem	79,048.81	-
Grant	Alexander	Secondary Principal	129,836.72	-
Grant	Beverly	Teacher Elementary	95,603.41	-
Grant	Aleeta	Deaf and Hard of Hearing	88,955.39	62.91
Grant	Lynn	Teacher Elementary	85,032.82	-
Grassi	Pamela	Teacher Elementary	82,841.26	-
Graves	Daniel	Teacher Elementary	76,343.89	-
Gray	Merrill	Set BC Provincial - Sec	94,332.25	2,618.65
Gray	Heather	Teacher Secondary	83,588.94	-
Gray	Kimberly	Teacher Elementary	82,611.05	30.00
Gray	Pascal	Special Education - Sec	78,450.94	-
Green	Debra	Teacher Secondary	93,718.68	1,079.95
Green	Sheldon	Teacher Elementary	87,751.14	-
Greenhalgh	Andrea	Teacher Elementary	87,763.96	-
Greenshields	Robert	Teacher Secondary	89,688.76	225.00
Greenway	Gilbert	Painter	75,118.82	-
Greer	Elizabeth	Teacher Secondary	86,003.96	-
Greig	Karen	Teacher Secondary	87,150.36	25.00
Grenier	Francois	Teacher Elementary	84,425.63	-
Grenzberg	Anica	Area Counsellor - Elem	98,572.59	111.88
Grewal	Jasvinder	Teacher Elementary	88,117.90	-
Grewal	Amandeep	Teacher Secondary	83,748.54	-
Grewal	Harinder	Teacher Elementary	79,518.80	139.50
Greyhurst	Karlene	Teacher Elementary	86,003.96	-
Grier	Sandra	Teacher Secondary	87,231.61	145.00
Grier	Kent	Project Manage - Facilities	83,370.25	817.45
Grieve	Judy	Teacher Elementary	86,003.96	-
Griffiths	Michael	Teacher Secondary	87,231.61	150.00
Griggs	Alison	Teacher Elementary	79,518.80	-
Grimes	Valerie	Teacher Secondary	79,518.80	100.00

Grimm	Kathleen	Psychologist - Elem	98,215.38	160.17
Groberman	Maiky	Teacher Elementary	90,891.91	215.00
Groombridge	Isabella	Teacher Secondary	87,231.61	-
Grudman	Rachel	Teacher Elementary	86,983.82	-
Gruft	Geraldine	Teacher Elementary	95,603.41	-
Guraliuk	Raymond	Teacher Secondary	91,273.75	113.39
Guraliuk	Corrie-Anne	Teacher Secondary	80,452.20	150.00
Gurney	Daphne	Teacher Elementary	79,979.00	177.50
Gustafson	Gina	Teacher Elementary	86,983.79	-
Haas	Christopher	Teacher Secondary	90,835.12	433.08
Hachey	Donald	Teacher Elementary	83,984.20	-
Hagglund	Leanne	Special Education - Sec	76,076.11	90.00
Haines	Terri	Teacher Elementary	87,231.61	-
Hait	Wesley	Teacher Elementary	90,240.92	35.00
Haji	Deenu	Teacher Secondary	90,835.12	-
Hales	Sharon	Teacher Elementary	87,150.36	95.00
Haley	Allan	AE Instructor Structured Cours	97,135.15	41.50
Halim	Peter	Teacher Secondary	78,558.07	233.99
Hall	Stephen	Teacher Secondary	92,020.73	-
Hall-Stevenson	Linda	Area Counsellor - Elem	99,646.10	-
Hamaguchi	Mette	Dist Principal-Student Support	127,900.90	-
Hamer-Hayley	Tara	Fac Supervisor - Rent/Lease	85,245.78	-
Hamlen	Glen	Teacher Secondary	75,676.83	-
Hampson	Kevin	Special Education - Sec	78,477.98	148.40
Hampton	Alan	Teacher Secondary	88,214.76	-
Handscomb	Kerry	Secondary Vice-Principal	110,724.12	24.19
Hansen	Pamela	Teacher Elementary	89,119.37	-
Hansman	Glen	Learning Services Consultant	105,305.20	-
Hapton	Rennie	Teacher Elementary	87,231.61	151.50
Haraga	Allison	Teacher Elementary	79,518.80	-
Hardman	Andrew	Teacher Secondary	87,150.36	250.00
Hardwick	Troy	Special Education - Sec	86,403.86	-
Harker	Stacey	AE Instructor	78,086.43	227.50
Harpell	Stacey	Speech Language Pathologist	97,904.86	3,335.78
Harper	Susan	Behaviour Strategies Cons-Elem	92,182.92	-
Harris	Tassie	Elementary Vice-Principal	101,417.06	1,562.50
Harris	Richard	Teacher Secondary	95,603.41	-
Harrison	Nicole	Area Resource - Elem	99,824.87	592.64
Hartley-Folz	Jon	Teacher Secondary	91,609.77	-
Hartman	Eric	Teacher Elementary	95,603.41	25.00
Hartman	Mary	Teacher Secondary	86,003.96	-
Hasan	Ajaz	Manager - Operations	92,444.54	1,933.20
Hashigasako	Satoko	Teacher Secondary	86,132.14	174.90
Hashimoto	Nana	Teacher Elementary	79,311.14	40.00
Hauck	Martin	Teacher Secondary	87,231.61	-
Haveman	Angela	Secondary Vice-Principal	110,699.12	-
Hawbolt	Kelly	Summer School Administrator	106,620.03	58.02
Hawksworth	Sheri	Teacher Elementary	95,813.90	65.00
Hayes-Brown	Elizabeth	Elementary Principal	113,236.47	178.91
Haynes	Paul	Teacher Elementary	79,518.80	-
Hayre	Onkar	Special Education - Sec	84,947.09	200.00
Heaney	Stephen	Service Coordinator-SETBC	76,003.08	-
Heine	Diane	Special Education - Sec	98,028.72	30.00
Heinrichs	Kimberley	Teacher Elementary	94,345.74	65.00
Heisler	Koryn	Consultant Inclusion	93,041.70	100.00
Henderson	Gregory	Teacher Secondary	80,984.45	-
Hengeveld	Mike	Teacher Secondary	85,029.46	330.00
Hepburn	Laura	Teacher Elementary	79,518.80	-
Heyworth	Judith	Teacher Elementary	79,518.80	-

Hickman	Jamine	Teacher Elementary	87,231.61	150.00
Hickman	Rodney	Steamfitter	86,499.77	-
Higgins	Peter	Carpenter	80,862.63	-
Hildebrand	Jay	Teacher Secondary	80,250.33	-
Hill	Patricia	Teacher Elementary	86,003.96	55.00
Hinds	Barbara	Teacher Elementary	93,952.46	-
Hingson	Susan	Teacher Elementary	96,307.04	35.00
Hinkson	Chelsea	Teacher Elementary	75,586.72	-
Hinson	Barbara	Teacher Elementary	94,345.74	190.00
Ho	Janson	Project Office Director	161,238.00	4,043.65
Ho	Nina	Teacher Secondary	91,382.28	-
Ho	Ivan	Teacher Secondary	88,593.24	-
Ho	Ping	Teacher Elementary	87,896.10	-
Ho	Sing Hay	Teacher Secondary	86,403.96	-
Hobson	Shannon	Teacher Elementary	81,510.96	-
Hock	Renee	Teacher Secondary	94,180.19	71.41
Hodges	Christopher	Special Education - Sec	87,482.82	100.25
Hodson	Jasper	Teacher Elementary	79,342.92	51.08
Hofer	Melanie	AE Instructor Structured Cours	79,650.97	41.50
Hoflin	Christopher	Teacher Elementary	78,688.16	139.50
Hogaboam	H.Wayne	Teacher Secondary	98,387.91	135.96
Holburn	Robin	Perm Sub - Sec	77,381.97	-
Holdaway	Catherine	Teacher Secondary	95,099.77	143.00
Holdaway	Erica	Teacher Secondary	83,824.72	-
Holland	Lynda	Teacher Elementary	95,603.41	-
Holland	Kimberly	Teacher Elementary	87,231.61	-
Hollifield	Catherine	Area Counsellor - Elem	98,370.59	36.69
Holm	Janet	Teacher Secondary	78,671.17	-
Holmes	Tonya	Teacher Elementary	94,696.23	-
Homeniuk	Katrina	Elementary Vice-Principal	102,885.02	30.22
Homick	Bradley	Teacher Elementary	79,518.80	350.00
Hong	Jennifer	Teacher Elementary	96,890.71	190.00
Hong	Vickie	Teacher Elementary	87,360.29	75.00
Hook	Karen	Teacher Elementary	86,003.96	432.78
Hooker	Rowena	Teacher Elementary	78,815.60	-
Hooper	Ludmilla	Teacher Elementary	79,518.80	-
Hoppen	Bonita	Teacher Secondary	93,503.38	-
Hornby	Susan	Teacher Secondary	88,484.45	-
Hornng	Stella	Teacher Secondary	88,587.20	-
Horsley-Holwill	Joann	Senior Manager - HR	123,931.37	134.00
Hounsell	Miranda	Teacher Elementary	95,603.41	22.31
Howell	Margaret	Teacher Secondary	88,214.76	170.00
Howes	Forman	Teacher Secondary	95,602.47	-
Hoy	Sharon	Area Counsellor - Elem	80,903.02	318.04
Hsieh	Yi	Set BC Provincial - Sec	75,242.71	2,170.13
Hsu	Lorraine	Teacher Elementary	86,003.96	-
Hsu	Chia-Wei	Technical & Resource Support E	79,055.22	-
Hsu	Min Luen	Teacher Elementary	78,033.41	6.50
Hsu	Chiang	Teacher Secondary	76,757.86	-
Hudson	Geoffrey	Teacher Secondary	91,768.83	-
Hudson	Sarah	Teacher Elementary	75,395.74	-
Huey	Sharon	Teacher Secondary	87,372.71	-
Hufty	Susan	Teacher Elementary	86,802.41	20.75
Hughes	Angela	Elementary Principal	115,834.09	13.00
Hughes	Amy	Teacher Secondary	99,417.95	-
Hughes	Sean	Teacher Elementary	96,276.46	164.34
Hughes	Paul	Teacher Elementary	95,395.01	139.50
Hughes	Victoria	Teacher Secondary	88,214.76	223.71
Hughes	Mary	Teacher Elementary	87,231.61	-

Hughes	Paul	Teacher Secondary	80,786.37	-
Hugli	Wendy	Teacher Elementary	87,150.36	98.37
Hui	Persis	Summer School Administrator	96,983.64	220.00
Hum	Nathan	Teacher Elementary	87,211.61	120.00
Humeniuk	Marion	Teacher Elementary	79,518.80	-
Hummerston	Sarah	Teacher Elementary	82,857.91	10.49
Humphries	Andrew	Secondary Vice-Principal	110,846.29	58.46
Hundal	Nancy	Teacher Elementary	85,595.05	50.00
Hunt	Yvonne	Teacher Elementary	87,454.48	225.00
Hunter	Jaeger	Teacher Elementary	75,594.88	60.00
Hurst	Sherry	Consultant Inclusion	92,663.38	215.00
Hurst	Keri	Teacher Elementary	89,192.01	216.95
Husak	Karen	Teacher Elementary	79,518.80	40.00
Hutchinson	Ioannis	AE Instructor Structured Cours	94,433.82	-
Hutchinson	Elena	Teacher Elementary	92,249.36	-
Hutchison	Petra	Teacher Secondary	94,345.74	119.85
Hwang	Jung	Perm Sub - Sec	89,186.65	110.00
Hwang	Daphne	Teacher Elementary	78,251.32	-
Iameo	Lorenzo	Teacher Secondary	79,518.80	-
Iaquinta	Betty	Teacher Elementary	87,150.36	-
Ikeda	Lynda	Teacher Elementary	80,132.40	75.00
Inglis	Jeanette	Teacher Elementary	87,150.36	-
Ingram	Nicola	Area Counsellor - Elem	78,916.84	265.33
Innes	Steven	Electrician	75,632.05	-
Ionta	Caterina	Teacher Elementary	77,118.75	-
Irvin	Raphael	Teacher Secondary	87,150.36	-
Irvine	Karen	Teacher Secondary	86,817.74	150.00
Isbister	Aldina	Teacher Secondary	86,003.96	120.00
Isford-Saxon	Kelly	Manager - Facility Planning	111,174.96	1,027.75
Isomura	Denise	Teacher Secondary	87,581.03	707.73
Iuele	Franco	Special Education - Sec	87,231.61	-
Izat	Lindsay	Teacher Elementary	94,345.74	-
Jack	Byron	Teacher Secondary	95,603.41	-
Jack	Jennifer	Teacher Secondary	86,003.96	-
Jackson	Larissa	Psychologist - Elem	90,828.38	107.00
Jackson	Sylvia	Teacher Elementary	87,917.78	85.00
Jacob	Aurelia	Teacher Secondary	87,150.36	130.00
Jakoy	Lawrence	Teacher Secondary	94,345.74	-
Jamal	Soraya	Teacher Elementary	87,231.61	171.00
Jambor	Allison	Teacher Elementary	86,003.96	-
Jamen	Mona	Teacher Elementary	80,132.40	-
James	Monica	Teacher Elementary	87,231.61	-
James	Susanna	Teacher Secondary	81,707.59	165.00
Jamieson	Catherine	Director of Instruction	151,110.04	9,198.28
Jamieson	Joseph	Teacher Elementary	91,382.28	-
Janes	Charlene	Teacher Elementary	79,518.80	300.00
Janze	Carl	Teacher Secondary	95,442.85	-
Janze	Tracy	Teacher Elementary	86,016.96	-
Jardine	Susan	Teacher Elementary	87,150.36	165.00
Jay	Norman	Teacher Secondary	98,577.66	-
Jay	Caroline	Teacher Secondary	94,345.74	171.89
Jaye	Michelle	Teacher Secondary	75,954.75	-
Jeeva	Jasmin	Teacher Secondary	87,150.36	-
Jefferson	Matthew	Teacher Secondary	89,613.11	-
Jensen	Marea	Secondary Principal	129,836.72	3,307.46
Jensen	Heather	Teacher Secondary	81,548.07	-
Jeram	Paula	Teacher Elementary	78,864.34	300.00
Jesso	Jennifer	Set BC Provincial - Elem	77,189.98	-
Joe	Elizabeth	Teacher Elementary	87,231.61	-

Joe	Tammy	Teacher Elementary	86,003.96	-
Joe	Cheryl	Teacher Elementary	79,518.80	80.00
Johal	Kavanjeet	Teacher Elementary	86,003.96	56.43
Johnson	David	Teacher Elementary	94,843.90	-
Johnson	Diana	Teacher Elementary	94,345.74	378.43
Johnson	Kylie	Teacher Elementary	86,817.74	-
Johnson	Jennifer	Teacher Elementary	86,033.03	164.65
Johnson	Nathan	Teacher Secondary	76,614.45	-
Johnston	Mark	Teacher Secondary	97,241.76	-
Johnston	Jordan	Teacher Elementary	94,345.74	-
Johnston	Andrew	Teacher Secondary	90,835.12	-
Johnston	Terrance	Teacher Elementary	87,150.36	-
Johnston	Julie	Teacher Elementary	87,150.36	-
Johnston	Cole	Teacher Elementary	76,542.44	100.00
Johnstone	Leslie	Teacher Secondary	100,083.22	-
Jones	Susan	Teacher Secondary	91,273.75	-
Jones	Paul	Teacher Secondary	89,688.76	-
Jones	Keith	Teacher Elementary	87,150.36	60.00
Jorgensen	Margaret	Elementary Principal	121,773.68	-
Judson	Ian	Teacher Elementary	87,150.36	-
Jung	Helen	Teacher Elementary	100,217.62	125.00
Jung	Michael	Teacher Elementary	93,228.49	45.00
Jung	Jennie	Teacher Elementary	87,231.61	75.00
Jung	Randolph	Teacher Secondary	86,033.31	-
Jung	Susan	Teacher Elementary	86,003.96	50.00
Jung	Susan	Teacher Secondary	79,518.80	203.00
Jurgeleit	Ejay	Painter	79,750.08	-
Kachmar	Dennis	Special Education - Sec	86,003.96	-
Kallergis	Sherry	Manager - ERAC	94,948.79	325.94
Kam	Vincie	Teacher Secondary	88,227.76	246.84
Kam	Colin	Teacher Secondary	76,279.28	-
Kamin	Daniel	Teacher Secondary	104,194.00	-
Kanavos	George	Teacher Secondary	96,937.50	-
Karmali	Hanif	Teacher Secondary	89,656.72	-
Kartsonas	Nancy	Teacher Secondary	91,054.28	214.50
Kassam	Farzana	Teacher Elementary	91,868.57	61.30
Kassis	Magdalena	Director of Instruction	143,517.74	5,407.62
Kassis	Omar	Special Education - Sec	86,243.18	-
Kauldher	Sangeeta	Summer School Administrator	95,536.34	170.00
Kay	Duncan	Teacher Elementary	80,040.36	-
Kefalas	Andrew	Teacher Secondary	86,881.65	-
Keizer	Patricia	Teacher Elementary	95,603.41	-
Keller	Dustin	Teacher Secondary	89,701.76	276.01
Kelly	Ciara	Teacher Elementary	94,345.74	-
Kemp	Jane	Teacher Elementary	94,121.93	75.00
Keng	Govan	Home Instruction - Sec	168,797.59	-
Kennedy	Lynne	Teacher Elementary	96,461.70	-
Kenny	Erin	Teacher Secondary	97,941.11	-
Kenon	Patricia	Teacher Elementary	98,548.07	122.60
Kent	Bonnie	Elementary Principal	117,188.14	-
Kent	Kelly	Teacher Elementary	82,303.32	40.00
Keon	K.Sheila	Teacher Secondary	85,159.36	-
Keough	Adrian	Director of Instruction	124,858.73	-
Kernohan	Kristina	Teacher Elementary	75,033.12	425.00
Kerr	Allison	Secondary Vice-Principal	110,699.12	-
Kershaw	Mark	Teacher Elementary	79,518.80	-
Khan	Nancy	Teacher Elementary	76,621.70	130.00
Khunguray	Ishver	Supvsr - Budgeting&Forecasting	103,935.80	2,347.26
Kidd	Laurie	Teacher Secondary	94,345.74	260.50

Kilback	Kenneth	Teacher Elementary	94,345.74	-
Kilburn	Amanda	Teacher Secondary	75,957.73	-
Kim	Hye Song	Teacher Secondary	85,569.33	175.00
Kim	Tanya	Teacher Elementary	81,249.37	100.00
Kinakin	Jennifer	Teacher Secondary	81,534.90	51.01
Kinar	Elissa	Teacher Elementary	79,518.80	50.00
King	Benjamin	Secondary Vice-Principal	101,334.84	-
King	Catherine	Teacher Secondary	90,835.12	-
King	Maria	Teacher Elementary	86,696.77	45.00
King	Dianne	Teacher Elementary	82,377.32	-
King	Clea	Teacher Elementary	79,111.32	40.00
King	Tina	Teacher Elementary	75,266.49	100.00
Kinna	Nadine	Teacher Elementary	94,345.74	-
Kinsey	Trevor	Teacher Secondary	86,758.57	130.00
Kirby	Steven	Teacher Elementary	87,231.61	-
Kirkegaard	Sandra	Teacher Elementary	95,466.32	30.00
Kirkpatrick	Scott	Gasfitter	80,804.03	-
Kirkwood	Kyle	AE Instructor Structured Cours	100,449.06	-
Kirmis	Karla	Teacher Secondary	89,688.76	30.00
Kishi	Neil	Teacher Elementary	87,150.36	150.00
Kit	Jeffrey	Teacher Elementary	87,231.61	130.00
Klaassen	Adam	Teacher Secondary	87,150.36	60.00
Klassen	Margaret	Teacher Elementary	87,150.36	-
Klassen	Allan	Teacher On Call - Sec	76,932.37	150.00
Klemm	Richard	Teacher Elementary	87,231.61	-
Kloeppe	Elisabeth	Elementary Principal	121,715.83	3,926.73
Knibbs	Daniel	Elementary Principal	117,188.14	126.62
Knight	Rita	Teacher Elementary	94,358.74	-
Knight	Thane	Teacher Secondary	90,541.18	-
Ko	Sonia	Teacher Elementary	102,887.86	25.00
Ko	Warren	Health & Safety Officer	78,462.21	1,500.00
Kobbi	Faten	Teacher Secondary	79,518.80	130.00
Koch	Brenda	Teacher Elementary	75,424.60	130.00
Kocken	Nicolaas	AE Instructor	87,683.51	-
Koe	Darryl	Teacher Elementary	79,518.80	-
Koh	Geraldine	Teacher Elementary	79,918.80	125.00
Kolber	Patricia	Teacher Secondary	84,659.51	-
Koloff	Timothy	Special Education - Sec	87,150.36	-
Komar	Elizabeth	Special Education - Sec	87,231.61	-
Kong	Gowa	Elementary Principal	117,188.14	-
Kontos	Stamatoula	Teacher Elementary	87,231.61	-
Koo	Jacky	Teacher Secondary	93,869.74	-
Koo	Maria	Teacher Secondary	79,518.80	130.00
Kool	Catherine	Teacher Secondary	79,518.80	25.00
Kooner	Jaspreet	Teacher Elementary	100,693.62	15.78
Korf	Janice	Teacher Elementary	87,231.61	140.00
Koropatnick	Stephanie	Area Resource - Elem	96,882.88	-
Korsch	Kenneth	Machinist	75,474.05	-
Kos	Tanya	Teacher Elementary	88,117.90	-
Kosaka	Noriko	Teacher Secondary	75,218.95	40.00
Kosman	Gregory	Teacher Secondary	87,150.36	-
Kotsaridas	Alexandra	Teacher Secondary	77,035.57	-
Kourtessis	Vassiliki	Teacher Elementary	86,003.96	20.00
Kowalski	Richard	Special Education - Sec	79,518.80	-
Koyanagi	Patrice	Teacher Secondary	79,865.28	-
Kozuki	Tawnya	Teacher Secondary	81,898.41	-
Krausz	Katherine	Teacher Elementary	87,231.61	220.00
Krickan	Alita	Teacher Secondary	77,408.77	25.00
Krieg	Elizabeth	Aboriginal Education - Sec	77,876.07	-

Krohman	Laura	Teacher Elementary	86,003.96	-
Krowchuk	Gregory	Electrician	80,834.82	-
Krug	Timothy	Elementary Principal	117,188.14	-
Kucherhan	Arlene	Teacher Elementary	79,542.22	224.37
Kuchmistrz	Janek	AE Instructor	107,697.68	125.00
Kugi	Harald	Teacher Secondary	79,518.80	-
Kuhn	Brian	Director of Learning Info Tech	145,242.70	6,414.19
Kuiper	Antonia	Teacher Secondary	94,345.74	-
Kumar	Sandy	Teacher Elementary	86,003.96	40.00
Kuniss	Gerry	Teacher Secondary	79,518.80	-
Kurbis	Susan	Teacher Elementary	76,283.56	341.60
Kuzmiski	Sheila	Teacher Elementary	87,150.36	-
Kvist	Brenda	Transition Teacher - Sec	100,281.07	200.00
Kwan	Pinky	Teacher Elementary	90,235.88	235.00
Kwan	Linda	Teacher Elementary	86,003.96	-
Kwan	Michael	Teacher Secondary	81,121.80	-
Kwok	Neva	Teacher Elementary	87,231.61	-
Kwon	Paulina	Teacher Secondary	94,345.74	-
Kwon	Anthony	Supervisor - Material Services	81,245.01	-
Kwong	Corinna	HR Compensation Specialist	98,144.85	1,882.75
Kwong	Annie	Teacher Elementary	90,127.61	1,320.41
Kwong	Danita	Teacher Elementary	87,463.36	-
Kwong	Vincent	Teacher Secondary	83,648.54	140.00
Lachelt	Herbert	Teacher Secondary	79,103.48	326.90
Lackmance	Frederick	Teacher Secondary	88,214.76	174.00
Lacoumentas	Nektaria	Teacher Secondary	99,645.54	32.45
Lacroix	Remi	Teacher Elementary	95,603.41	-
Lacroix	Joan	Teacher Elementary	86,601.41	175.00
Lafond	David	Teacher Elementary	95,209.06	91.93
Lafontaine	Elaine	Teacher Elementary	93,850.46	20.00
Lai	Daniel	Teacher Secondary	87,333.30	120.00
Lai	Lam	Teacher Secondary	77,449.44	-
Lake	Erica	Teacher Elementary	79,104.93	-
Lam	Amelia	AE Instructor Structured Cours	109,106.95	-
Lam	Virginia	Teacher Secondary	90,835.12	240.00
Lam	Eddie	Teacher Elementary	87,243.61	-
Lam	Eric	Teacher Secondary	86,369.84	68.60
Lam	Yvonne	Teacher Elementary	86,003.96	-
Lam	Janice	Teacher Secondary	83,758.33	584.68
Lam	Karyn	Teacher Elementary	79,675.00	200.34
Lam	Julia	Teacher Elementary	76,744.23	245.41
Lam Mrazek	Catherine	Teacher Elementary	77,146.70	112.00
Lamb	Janine	Teacher Elementary	87,150.36	100.00
Lambert	Joanne	Teacher Elementary	79,518.80	1,104.82
Lancaster	Margaret	Teacher Elementary	87,150.36	160.00
Land	J. Kevin	Secondary Principal	129,853.66	3,864.66
Land	Meredith	Speech Language Pathologist	98,129.79	-
Land	Jessica	Supervisor - LS	92,047.28	-
Landreth	Gavin	Summer School Administrator	76,811.19	284.28
Landry	Lisa	Director of Finance	157,739.18	3,319.08
Landry	Arran	Teacher Elementary	77,791.21	45.00
Lang	Christine	Teacher Elementary	79,518.80	-
Lange	Corianne	Teacher Elementary	86,003.96	150.00
Langevin	Dominique	Teacher Elementary	87,162.24	153.56
Langford	Michael	Teacher Secondary	79,518.80	-
Langmuir	Barbara	Teacher Elementary	87,163.36	75.00
Laramie	Cathy	Manager - Payroll	99,699.79	-
Larochelle	Karen	Teacher Elementary	95,603.41	40.00
Larock	Anthony	Teacher Secondary	88,484.45	13.00

Larouche	Carl	Teacher Secondary	95,959.53	255.00
Larrivee	Chantal	Teacher Elementary	87,457.36	123.90
Larson	Thomas	Teacher Elementary	98,577.66	50.00
Lascelles	Anne-Marie	Teacher Elementary	91,051.63	-
Latimer	Brian	Teacher Secondary	94,745.74	300.00
Lattimer	Michael	Teacher Secondary	109,603.33	-
Lau	Elaine	Teacher Elementary	94,345.74	-
Lau	Stanley	AE Instructor Structured Cours	89,941.13	-
Lau	Joanne	Teacher Elementary	86,016.96	45.00
Lau	Yvonne	Teacher Secondary	85,035.81	130.00
Lau	Genny	Teacher Elementary	79,394.96	75.00
Lau	Irving	Teacher Secondary	76,584.62	-
Laumen	Teresa	Teacher Secondary	84,431.64	170.00
Laurie	Mary	Teacher Elementary	87,231.61	-
Lauzon	Jason	Secondary Principal	125,004.08	85.00
Lauzon	Louise	Teacher Elementary	94,345.74	-
Lavoie	Jacqueline	Elementary Principal	121,773.68	2,527.66
Lavoie	Sylvie	Teacher Elementary	87,231.61	-
Lavoie	Louise	Teacher Elementary	86,003.96	183.12
Lawrence	Duane	Teacher Secondary	86,003.96	20.00
Lawrence	Richard	Teacher Secondary	84,015.07	-
Lawrence	John	Teacher Secondary	79,518.80	10.00
Lay	Caroline	Teacher Elementary	86,003.96	-
Leahy	Marguerite	Teacher Elementary	89,264.30	-
Leahy	Ernest	Carpenter	77,329.46	-
Learmonth	Leslie	Teacher Elementary	90,619.70	272.19
Leblond	Michael	Heat & Frost Insulator	78,583.58	-
Lechner	Andre	Special Education - Sec	84,213.46	190.66
Lee	Pui Shan	Functional Advisor	101,635.21	28.00
Lee	Phillip	Teacher Secondary	95,603.41	40.00
Lee	Linda	Teacher Elementary	94,345.74	38.36
Lee	Laurie	Teacher Elementary	94,345.74	-
Lee	Jillian	Teacher Elementary	94,296.14	40.00
Lee	Joseph	Teacher Secondary	94,242.28	-
Lee	Rickie	Teacher Elementary	93,579.49	20.00
Lee	Janey	Teacher Elementary	91,658.44	245.00
Lee	Patrick	Teacher Secondary	89,856.74	-
Lee	Andrea	Teacher Secondary	89,688.76	230.00
Lee	Meredith	Teacher Elementary	87,231.61	-
Lee	Cindy	Teacher Elementary	87,231.61	-
Lee	Monica	Teacher Elementary	87,226.83	106.33
Lee	Tony	Teacher Secondary	86,688.72	160.00
Lee	Justine	Teacher Secondary	86,657.49	-
Lee	Lieh-Min	Teacher Elementary	86,469.97	30.00
Lee	Cynthia	Teacher Secondary	86,003.96	112.22
Lee	Gregory	Teacher Secondary	86,003.96	-
Lee	Donna	Teacher Secondary	86,003.96	-
Lee	Lawrence	Teacher Secondary	86,003.96	-
Lee	Janet	Teacher Elementary	85,556.33	-
Lee	Anne	Facilities Planner	84,629.58	284.50
Lee	Joann	Teacher Secondary	83,203.56	-
Lee	Yurim	Set BC Provincial - Sec	82,029.55	-
Lee	Juliana	Teacher Elementary	81,938.92	75.00
Lcc	Brenda	Tcacher Elementary	81,078.92	55.00
Lee	Kelly	Teacher Elementary	80,094.68	-
Lee	Wing Hang	Teacher Elementary	80,021.76	-
Lee	Kashminder	Teacher Elementary	79,518.80	174.59
Lee	Grace	Teacher Secondary	79,518.80	130.00
Lee	Mary	Teacher Elementary	79,311.86	-

Lee	Stella	Teacher Elementary	76,684.32	60.00
Lee	Jade	Teacher Elementary	76,608.39	-
Lee	Jenny	Teacher Secondary	76,180.16	-
Lee	Anita	Teacher Secondary	75,844.70	-
Lefavre	Mary	Special Education - Sec	85,570.32	-
Legg	Patricia	Secondary Vice-Principal	110,712.12	3,776.61
Lehmann	Renate	Teacher Secondary	95,603.41	321.03
Lehmann	Birgid	Teacher Elementary	87,170.38	125.00
Lejay	Denis	Teacher Secondary	87,150.36	469.02
Lekich	Janet	Teacher Elementary	87,231.61	232.91
Lemaire	Rose	Teacher Elementary	90,235.88	147.43
Lemieux	Michel	HR Coordinator	78,697.75	-
Lemmon	Stephanie	Teacher Secondary	92,158.58	150.00
Leong	Ming	Supervisor - Maintenance	105,865.24	614.40
Leong	Diana	Teacher Elementary	87,150.36	332.91
Leong	Susan	Teacher Secondary	86,003.96	190.00
Lerch	Stephen	Teacher Elementary	85,316.79	150.00
Lercher	Lynn	Teacher Secondary	79,616.29	189.00
Lesage	Ashley	Teacher Elementary	80,180.46	768.96
Less	Shannon	Teacher Secondary	81,349.65	-
Letourneau	Claire	Teacher Elementary	87,150.36	155.68
Leung	Stephen	Elementary Principal	114,330.60	1,447.28
Leung	Edward	Summer School Administrator	104,747.55	34.75
Leung	Helen	Teacher Secondary	90,235.84	11.20
Leung	Iris	Prog. Coord.- Int'l Ed. (CIE)	89,437.78	11,548.11
Leung	Dorothy	Teacher Secondary	87,917.37	-
Leung	Katie	Teacher Secondary	86,003.96	-
Leung	Louise	Teacher Elementary	84,659.52	147.84
Leung	Angela	Teacher Elementary	79,545.89	35.82
Leung-Park	Winnie	Teacher Elementary	79,713.68	-
Levan Hunter	Monique	Teacher Elementary	94,345.74	626.94
Leveille	C. Jay	Teacher Secondary	86,003.96	-
Levens	Aprile	Teacher Elementary	81,613.86	34.17
Lever	Anita	Teacher Secondary	79,518.80	20.00
Levine	S. Joel	Elementary Vice-Principal	102,885.02	2,489.54
Lew	Jeannie	Teacher Elementary	86,003.96	50.00
Lewis	Jill	Special Education - Elem	79,129.84	-
Lewis	John	Acting Superintendent	105,125.00	2,595.88
Li	Kenny	Teacher Secondary	79,438.10	50.00
Liang	Nicholas	Teacher Elementary	93,882.74	150.00
Liao	Diana	Teacher Secondary	93,897.33	-
Lichimo	Caroline	Teacher Elementary	91,468.57	-
Liew	Jessica	Teacher Secondary	93,813.34	-
Liguori	Anna	Teacher Elementary	80,343.34	633.95
Lin	Milly	Teacher Secondary	96,492.80	-
Lin	Xuepei	Teacher Secondary	87,150.36	207.87
Lin	Tina	Teacher Secondary	84,599.70	-
Lind	Peter	Teacher Elementary	94,250.88	9.00
Lindsay	Carissa	Teacher Secondary	87,550.36	40.00
Ling	Lena	District Vice Principal	89,190.12	40.00
Lirenman	Janet	Teacher Elementary	75,868.66	-
Lising	Hazel	Special Education - Sec	94,345.74	259.22
Liu	Lindy	Acting Principal Adult Ed	94,929.45	-
Liu	Minnie	Teacher Secondary	86,695.19	-
Liu	Janis	Teacher Elementary	82,513.03	225.00
Livesey	Mary-Ann	Deaf and Hard of Hearing	84,906.53	459.47
Lloyd	Bradley	Teacher Secondary	96,771.09	250.00
Lloyd	Rachel	Teacher Elementary	87,150.36	-
Lo	Amy	Teacher Elementary	86,505.34	-

Lo	Yates	Teacher Secondary	79,103.47	-
Locke	Mary	Teacher Elementary	88,675.18	100.00
Logie	Janet	Teacher Elementary	87,363.86	85.00
Lohr	Sieglinde	Teacher Secondary	87,231.61	-
Long	Trevor	Teacher Secondary	91,273.75	-
Lopetrone	Theresa	Teacher Elementary	83,711.53	40.00
Lopez	Ricardo	Secondary Vice-Principal	110,497.70	-
Lopez	Lesley	Teacher Elementary	98,019.49	371.83
Lopez	David	Teacher Secondary	95,603.41	-
Lorieau	Victoria	Elementary Vice-Principal	102,885.02	-
Lougheed	Mei	Teacher Elementary	85,780.15	20.00
Louie	Michael	Teacher Secondary	100,536.12	-
Louie	Michael	Teacher Secondary	83,916.29	-
Loui-Ying	Sara	Teacher Elementary	77,669.38	47.22
Loukas	Mary	Teacher Elementary	76,378.85	1,350.00
Loutit	Duncan	Teacher Elementary	83,755.76	150.00
Love	Rosemary	Elementary Principal	121,773.68	705.07
Love	Kimberly	Teacher Secondary	81,827.66	-
Low	Tricia	Elementary Principal	119,345.14	-
Low	Terrie	Teacher Elementary	87,150.36	-
Low	Benny	Teacher Secondary	86,079.37	-
Low	Adrian	Teacher Elementary	86,003.96	45.00
Low	David	Teacher Secondary	85,958.62	13.50
Lowe	Karen	Teacher Secondary	94,873.85	42.33
Lowe	Sharon	Teacher Elementary	79,518.80	-
Loy	Audrey	Teacher Secondary	89,309.38	130.00
Loy	Richard	Psychologist - Elem	88,255.76	-
Lubinizki	Benjamin	Teacher Secondary	87,231.61	-
Lublow	Florence	Teacher Elementary	86,016.96	125.00
Ludditt	Karin	Grandfathered Program Advisor	96,116.03	-
Lui	Karen	Teacher Elementary	76,117.09	40.00
Luistro	Maria	Teacher Elementary	85,345.02	-
Lukacs	Mary	Teacher Secondary	87,231.61	-
Luksun	Judy	Teacher Elementary	86,403.96	-
Lum	Auton	Teacher Secondary	95,603.41	-
Lum	Carol	Teacher Elementary	94,358.74	-
Lum	Maryna	Deaf and Hard of Hearing	83,612.39	-
Lum	Julisa	Teacher Elementary	79,518.80	-
Lum	Helen	Teacher Elementary	79,518.80	-
Lundell	Scott	Teacher Elementary	91,883.81	150.00
Lupichuk	Jennifer	Teacher Elementary	78,204.78	80.00
Lynch	Jeffrey	Teacher Elementary	85,850.82	-
Lyons	Celia	Area Counsellor - Elem	89,606.68	-
Ma	Siu	Teacher Secondary	91,630.95	382.22
Maag	Rosa	Teacher Elementary	87,150.36	-
Maccormack	John	Elementary Vice-Principal	102,885.02	-
Macculloch	Deborah	Teacher Secondary	79,518.80	-
Macdonald	Lorna	Teacher Secondary	106,420.32	161.10
Macdonald	Ronald	Mgr - Energy&Environ Sustainab	101,626.26	120.00
Macdonald	Scott	Teacher Elementary	87,231.61	-
Macdonald	Brett	Teacher Elementary	76,744.23	-
Macdonald	Kyla	Teacher Elementary	75,998.44	-
Macer	Christine	Supervisor - LS	92,494.88	1,460.99
Macfadden	Erin	Teacher Elementary	93,674.30	-
Macinnes	J. Alexander	Secondary Principal	125,772.90	2,663.40
Macintosh	Mark	Teacher Elementary	88,246.28	-
Macintyre	Brin	Teacher Elementary	87,556.23	-
Macintyre	Catherine	Teacher Elementary	87,231.61	-
Maciura	Blair	Teacher Elementary	78,887.06	-

Mackay	Jodi	Teacher Elementary	95,603.41	-
Mackinnon	Stuart	Teacher Secondary	98,028.72	50.00
Mackinnon	Belinda	Special Education - Sec	87,575.06	-
Mackinnon	Peter	Teacher Secondary	87,231.61	-
Mackinnon	Marguerite	Teacher Elementary	86,003.96	-
Mackinnon	Karen	Teacher Elementary	79,518.80	-
MacLennan	Jacqueline	Area Counsellor - Elem	98,050.33	-
MacLennan	Scott	Teacher Secondary	87,150.36	200.00
Macleod	Ian	Teacher Secondary	99,593.99	75.25
Macleod	Travis	Teacher Secondary	85,355.67	-
Macleod	Anne	Teacher Secondary	76,378.85	45.00
Macmaster	Maria	Teacher Elementary	89,264.30	-
Macmillan	Walter	Teacher Elementary	79,518.80	-
Macphee	Dimitra	Teacher Secondary	79,918.80	-
Macphee	Ian	Teacher Secondary	79,518.80	-
Macphee	Ian	Coordinator - Recruitment	77,090.47	466.00
Macpherson	Judith	Teacher Elementary	79,518.80	230.00
Macrae	Anna	Teacher Secondary	81,263.71	306.59
Maddalozzo	Richard	Teacher Secondary	83,270.06	89.21
Madsen	Kellianne	Teacher Elementary	95,100.15	150.00
Maguire	Shelagh	Teacher Elementary	87,150.36	906.43
Maguire	Jillian	Teacher Secondary	86,403.96	168.20
Mah	Suzie	Distance Education - Sec	101,422.21	150.00
Mah	Sue	Functional Advisor	92,846.78	5,501.66
Mah	Wendy	Teacher Elementary	87,231.61	50.00
Mah	Lisa	Teacher Elementary	86,617.60	45.00
Mah	Gordon	Teacher Elementary	86,003.96	-
Mah	Wayne	Teacher Secondary	84,518.33	-
Mah	Louise	Teacher Elementary	80,291.83	150.00
Maher	Karen	Teacher Elementary	76,412.11	-
Mahovlich	Melissa	Teacher Secondary	90,250.67	-
Main	Heather	Area Counsellor - Elem	99,715.80	125.00
Maitland	Jennifer	Teacher Secondary	86,352.32	-
Major	Sharon	Teacher Elementary	87,231.61	-
Mak	Lysanne	Teacher Secondary	92,351.84	-
Mak	Olivia	Teacher Secondary	79,363.54	-
Makarenko	Serge	Teacher Secondary	87,150.36	-
Malin	Scott	Teacher Elementary	87,467.47	252.00
Malette	Michael	Teacher Secondary	79,518.80	-
Malette	Gregory	Steamfitter	77,758.97	-
Malli	Sukhjinder	Teacher Secondary	81,729.56	-
Maltais	Louise	Teacher Elementary	81,124.94	721.58
Manery	Glen	Area Counsellor - Elem	97,609.11	188.48
Manetta	Angela	Teacher Secondary	77,857.52	100.00
Manhas	Rajinder	Teacher Secondary	79,518.80	105.00
Manley	Christine	Teacher Elementary	89,489.51	-
Mann	Carol	Teacher Secondary	106,010.88	-
Mann	Albert	Teacher Secondary	97,108.15	-
Manninen	Melissa	Teacher Elementary	87,231.61	-
Manzo	Rita	Teacher Elementary	94,345.74	-
Mao	Huan Ming	Teacher Secondary	79,918.80	-
Mar	Gregory	Secondary Vice-Principal	110,699.12	15.24
Marchioro	David	Teacher Elementary	79,518.80	-
Marino	Michael	Teacher Elementary	95,018.99	-
Marino	Nicholas	Teacher Elementary	94,345.74	-
Marino	Sandra	Teacher Elementary	86,003.96	-
Mark	Jason	Teacher Secondary	101,336.69	-
Markic	Diana	Special Education - Sec	93,718.68	207.88
Markus	Laz	Supervisor - LIT	79,676.58	-

Marlyn	Sean	Elementary Principal	110,446.28	69.30
Marpole Cotter	Angela	Teacher Elementary	94,345.74	55.00
Marsden	Davita	Aboriginal Education - Sec	87,236.34	-
Marshall	Tracy	Teacher Elementary	93,898.11	-
Marshall	Colleen	Teacher Secondary	91,131.12	69.49
Marshall	Glen	Special Education - Sec	85,187.16	67.86
Marsland-Root	Jennifer	Teacher Elementary	85,216.94	-
Martelli	Dale	Teacher Secondary	90,835.12	100.00
Martin	Heather	AE Teaching Assistant	129,609.55	-
Martin	Joanne	Teacher Secondary	94,701.86	-
Martin	Suzanne	Teacher Elementary	94,498.13	-
Martin	Sean	Teacher Elementary	87,189.36	-
Martin	Alicia	AE Instructor Structured Cours	82,023.35	20.75
Martinkova	Monika	Teacher Elementary	87,231.61	31.48
Martinson	Diane	Elementary Principal	117,188.14	-
Marwaha	Amaritpal	Teacher Elementary	79,103.47	-
Mason	Dana	Functional Advisor	99,149.82	-
Mason	Julie	Teacher Elementary	75,015.35	269.47
Massoud	Jennifer	Teacher Secondary	86,243.18	130.00
Matear	Douglas	Vice Princ-Student School Serv	112,886.80	3,991.56
Mathewson	Curtis	Teacher Elementary	83,908.80	-
Mathias	Perry	Teacher Secondary	82,157.17	144.06
Matsuda	Martha	Teacher Elementary	86,758.57	145.00
Matsuo	Mari	Teacher Elementary	81,527.68	269.58
Matthew	Sarah	Area Counsellor - Elem	89,418.52	1,806.73
Matthews	Cheryll	Elementary Principal	117,188.14	120.66
Matthews	Sarah	Teacher Secondary	86,551.08	20.00
Mattu	Jackie	Distance Education - Elem	87,150.36	30.00
Mattu	M.M. Lucie	Teacher Secondary	87,150.36	321.45
Maxim	Tamara	Special Education - Sec	78,786.34	112.44
Maxwell-Smith	Eliner	Teacher Secondary	87,320.50	-
May	James	Teacher Elementary	87,231.61	-
May	Andrea	Teacher Secondary	79,518.80	-
Maynard	Gerhard	HR Advisor	79,066.27	1,684.92
Mazo	Jeffrey	Teacher Secondary	95,603.41	-
Mazzone	Kathryn	Teacher Elementary	79,518.80	-
Mcbride	Matthew	Teacher Elementary	78,699.57	-
Mccabe	James	Special Education - Sec	79,518.80	66.81
Mccallion	Fergus	Teacher Secondary	99,645.54	-
Mccarron	Janet	Teacher Secondary	92,826.63	-
Mcclary	Douglas	Manager - Maint & Construction	128,041.60	2,350.99
Mccleary	Melissa	Teacher Elementary	96,003.41	70.00
Mcclenahan	Laura	Teacher Elementary	95,662.28	-
Mcccluskie	Jo-Anne	Teacher Secondary	97,417.67	-
Mconnan	Nadine	Teacher Secondary	84,661.09	145.00
Mcdermid	Kelly	Teacher Elementary	84,589.69	-
Mcdonald	Tara	Teacher Elementary	77,545.83	-
Mcdonnell	Maureen	Elementary Vice-Principal	102,909.02	131.75
Mceachern	Stacey	Teacher Secondary	78,779.22	-
Mcelhone	Catherine	Teacher Secondary	87,150.36	75.00
Mcewan	Michael	Elementary Principal	121,773.68	-
Mcewen	Andrea	Teacher Elementary	93,001.31	80.00
Mcgeer	Timothy	Secondary Principal	126,130.72	-
Mcgillivray	Carolee	Teacher Secondary	98,736.28	-
Mcginn	Anne-Marie	Teacher Secondary	85,781.70	-
Mcgowan	Robert	AE Instructor	90,413.30	25.20
Mcguire	Daniel	Teacher Secondary	93,592.49	-
Mcguire	Simone	Teacher Secondary	79,518.80	100.00
Mchardy	Mai	Teacher Elementary	93,329.10	-

Mcintosh	Susan	Teacher Secondary	90,835.12	-
Mcisaac	Scott	Teacher Elementary	87,150.36	-
Mckay	Tamara	Teacher Secondary	98,245.59	-
Mckeen	Scott	Teacher Secondary	96,224.80	-
Mckend	Alison	Teacher Elementary	87,150.36	120.00
Mckinley-Harris	Teresa	Teacher Elementary	87,151.25	75.00
Mcknight	Chloe	Teacher Elementary	76,468.43	-
Mclennan	Peter	Teacher Secondary	98,387.91	-
Mcleod	Joanne	Grandfathered Program Advisor	84,053.11	766.52
Mcnally	Noel	Project Manage - Facilities	94,583.37	-
Mneil	Craig	Teacher Elementary	86,003.96	139.50
Mcnicol	Kateryna	Teacher Elementary	95,355.74	125.22
Mcnicoll	Elizabeth	Teacher Secondary	76,744.23	140.00
Mcphee	Brian	Carpenter	79,652.84	-
Mcpherson	Kathleen	Psychologist - Elem	88,255.76	-
Mcpherson	Shelley	Teacher Secondary	86,003.96	-
Mctaggart	Malcolm	Teacher Secondary	93,890.86	91.68
Mehl	Rainer	Teacher Secondary	99,658.54	97.00
Mehra	Aimee	Teacher Elementary	90,640.88	-
Melville	Donna	Wellness Coordinator	83,470.03	-
Mendoza	Maria Cynthia	Special Education - Sec	89,869.50	100.00
Mergens	Joseph	Teacher Elementary	95,017.05	73.50
Mersiadis	Tatiana	Teacher Secondary	95,603.41	-
Meschino	Gino	Director of Facilities	145,609.59	3,078.03
Mesich	Richard	Secondary Principal	127,115.50	-
Mesman	Bruce	Service Coordinator-Adult Serv	77,725.73	50.00
Mey	Michel	Teacher Secondary	84,056.02	-
Mey	Nicola	Teacher Elementary	79,518.80	-
Mezzarobba	Dianna	Teacher Elementary	94,345.74	-
Michalowska	Marzena	Teacher Elementary	105,242.93	-
Michel	Marie	Teacher Elementary	87,261.24	155.00
Miciak	Michael	Teacher Elementary	76,744.23	35.00
Micozzi	Angela	Teacher Elementary	86,003.96	130.00
Miflores	Oscar	Supervisor - Operations	98,371.17	-
Mihaldzic	Jelica	Teacher Secondary	95,603.41	-
Miladinovic	Natasha	Elementary Principal	112,664.87	59.83
Miladinovic	Patricia	Teacher Secondary	97,338.16	245.00
Miladinovic	Zoran	AE Instructor On Call	83,648.29	-
Miles	Maryanne	Teacher Elementary	86,403.87	-
Miletic	Maryann	Teacher Elementary	79,518.80	239.25
Milevskaia	Elena	Teacher Elementary	83,873.22	99.87
Milkovich Vaz	Nancy	Teacher Elementary	80,198.82	-
Miller	Bryan	Construction Supervisor	96,832.97	-
Miller	Anne	Teacher Elementary	87,568.31	158.88
Miller	Cynthia	Teacher Secondary	86,696.77	300.00
Miller	Amanda	Teacher Secondary	83,352.58	-
Miller	Alicia	Teacher Elementary	79,518.80	-
Mills	Ian	Special Education - Sec	93,869.74	50.29
Millway	Todd	Teacher Elementary	79,518.80	125.00
Milne	Keith	Teacher Secondary	99,155.11	20.00
Milne	Rosemary	Teacher Elementary	86,003.96	279.04
Minamimaye	Dianne	Teacher Elementary	79,518.80	130.00
Minato	M.R. Joylene	Teacher Elementary	79,518.80	-
Mingo	Barbara	Teacher Secondary	91,882.99	-
Minyard	Colleen	Teacher Elementary	79,531.80	-
Mirani	Akhtar	Secondary Vice-Principal	110,725.12	325.44
Mitzel	Darren	Elementary Principal	117,188.14	186.80
Modder	Luke	Teacher Secondary	95,817.09	-
Mohammed	Saiqa	Teacher Secondary	88,794.76	255.35

Mohan	Christina	Teacher Secondary	86,003.96	-
Moino	Laura	Teacher Elementary	86,310.96	170.00
Mokonen	Rachel	Teacher Elementary	86,003.96	-
Momeyer	Jason	Teacher Secondary	81,938.92	110.86
Monk	Winnie	Teacher Secondary	86,003.96	39.57
Montagano	Ebru	Teacher Elementary	87,165.74	80.00
Montgomery	Winona	Teacher Elementary	87,231.61	113.83
Montgomery	Steve	Info Tech Support C	77,990.13	2,217.87
Montroy	Hilary	Teacher Secondary	84,792.56	190.00
Moon	Jacqueline	Teacher Secondary	90,848.12	1,761.52
Mooney	Jennifer	Teacher Elementary	87,231.61	-
Moore	Carolyn	Teacher Secondary	86,243.18	-
Moore	Shannon	Teacher Secondary	86,243.18	-
Moore	Blake	Teacher Elementary	85,990.00	66.08
Moore	Melanie	Teacher Elementary	85,989.27	77.84
Moore	Kelly	Teacher Elementary	79,103.47	-
Moore-Ostry	Kathryn	Teacher Elementary	84,198.29	-
Moran	Mary	Teacher Elementary	104,999.41	-
Morden	Lani	Elementary Principal	116,324.50	-
Morehouse	Nancy	Teacher Elementary	87,231.61	-
Morel	Lukas	Teacher Secondary	83,750.72	130.00
Morgan	Parin	Elementary Principal	120,353.46	-
Morgan	Scott	Teacher Secondary	90,473.02	21.35
Morgan	Janine	Teacher Elementary	87,231.61	125.00
Morgan	Andrea	Teacher Elementary	77,664.86	50.00
Mori	Deni	Teacher Elementary	80,447.98	-
Morrisette	Natalie	Elementary Principal	115,755.07	525.00
Morita	David	AE Vice-Principal	102,885.02	-
Moro	Roberto	Secondary Principal	129,836.72	-
Morris	Noreen	Elementary Principal	117,188.14	-
Morris	Sheryl	Teacher Elementary	87,071.13	100.00
Morris	Patricia	Teacher Elementary	79,518.80	-
Morrison	D. Hamish	Teacher Secondary	87,231.61	-
Moshchenko	Anna	Teacher Elementary	86,403.96	247.39
Mota	Anna	Teacher Elementary	82,501.21	-
Motola	Keila	Teacher Elementary	86,243.17	207.00
Mould	Laura	Teacher Elementary	84,621.42	-
Mowatt	Janet	Teacher Secondary	94,345.74	52.50
Moy	Raymond	Summer School Administrator	108,831.84	25.50
Mueller	Peter	Teacher Secondary	87,150.36	-
Mueller	John	Teacher Secondary	86,003.96	-
Mugford	Patricia	Teacher Secondary	88,194.60	88.50
Mugford	Duane	Teacher Secondary	79,518.80	-
Mulhern	Patricia	Teacher Elementary	95,603.41	-
Mumford	Jeanette	Teacher Elementary	79,518.80	199.50
Mung	Bernadette	Teacher Elementary	96,459.68	-
Munk	James	Elementary Vice-Principal	101,430.06	1,312.50
Munro	Catherine	Teacher Elementary	92,593.25	50.00
Munroe	Suzanne	Teacher Elementary	87,835.56	108.10
Munteanu	Rodica	Teacher Secondary	79,518.80	-
Murao	Deborah	Teacher Elementary	76,744.23	40.32
Muress	Marvin	Teacher Elementary	100,650.18	180.81
Murphy	David	Elementary Vice-Principal	102,310.76	-
Murphy	Christopher	AE Teaching Assistant	98,779.06	-
Murphy	Conor	Teacher Elementary	95,603.41	-
Murphy	David	Teacher Elementary	94,345.74	-
Murray	Carole	Teacher Elementary	86,003.96	75.00
Murthi	Jason	Teacher Secondary	88,669.74	-
Murton	Bruce	Elementary Principal	122,045.14	1,106.08

Musgrove	Hiroshi	Teacher Secondary	86,758.57	-
Musselle	Patricia	Teacher Elementary	95,603.41	40.00
Mustapic	Mike	Teacher Secondary	87,150.36	-
Muzika	Karen	Teacher Elementary	79,518.80	174.02
Myers	Janis	Elementary Principal	113,236.47	271.58
Myers	Dean	Teacher Secondary	87,150.36	75.00
Mylett	Anne	Teacher Elementary	79,311.14	1,028.41
Mysuria	Nidhi	Teacher Secondary	85,358.00	-
Nadeau	Marilyne	Teacher Elementary	94,345.74	150.00
Nagata	Clark	Teacher Elementary	94,345.74	-
Naipaul	Jason	Teacher Elementary	86,016.96	-
Nakamura	Emy	Teacher Secondary	97,897.24	-
Nakamura	Leanne	Teacher Elementary	95,603.41	-
Nakanishi	Brenda	Teacher Elementary	95,603.41	72.75
Nakashima	Marilyn	Teacher Elementary	94,345.74	215.00
Nalos	Brenda	Teacher Elementary	94,345.74	-
Nanda	Gogae	Teacher Secondary	85,554.78	50.00
Narbett	Kristi	Teacher Elementary	97,853.27	-
Narduzzi	Judith	Teacher Elementary	77,863.31	150.00
Nathan	Priscilla	Area Counsellor - Elem	75,113.83	-
Naylor	Paula	Teacher Elementary	87,150.36	156.07
Naylor	Kenneth	Maintenance Planner	79,326.43	5,460.08
Neer	Danielle	Teacher Elementary	80,764.05	290.00
Neibel	Shirley	Teacher Elementary	76,744.23	8.10
Nejad	Zahra	Teacher Secondary	86,817.74	120.00
Nelson	David	Associate Superintendent	173,244.00	3,226.38
Nemeth	Kim	Elementary Principal	117,188.14	-
Nerling	Leslie	Teacher Secondary	83,796.41	-
Nesmith	Karen	Teacher Elementary	95,603.41	-
Neu	Jacob	Teacher Secondary	88,236.17	-
Neufeld	Harold	Teacher Secondary	86,003.96	-
Neuman	Pamela	Transition Teacher - Sec	77,219.59	100.00
Ng	Mimi	Teacher Elementary	94,345.74	30.00
Ng	Sarah	Teacher Secondary	94,345.74	231.80
Ng	Raymond	Teacher Elementary	91,382.28	-
Ng	Yulanda	Teacher Secondary	87,240.94	130.00
Ng	Barbara	Special Education - Sec	86,511.31	-
Ng	Alex	Teacher Secondary	86,003.96	-
Ng-Davis	Jennifer	Teacher Elementary	96,217.22	-
Ngo	Cynthia	Special Education - Sec	79,746.82	-
Nguyen	Fabienne	Teacher Elementary	87,150.36	50.00
Niccoli-Mullett	Anna	Elementary Principal	121,773.68	26.74
Nicholl	Lucy	Teacher Elementary	92,107.61	60.00
Nichols	Susan	Elementary Principal	120,372.21	-
Nicholson	Kathleen	Teacher Secondary	99,645.54	436.25
Nickel	Cynthia	Teacher Elementary	95,479.53	50.00
Nickel	Peter	Teacher Elementary	87,150.36	-
Nicks	John	Teacher Secondary	95,603.41	38.58
Niek	Rainer	Teacher Secondary	87,320.50	-
Nielson	Jacqueline	Teacher Elementary	87,644.61	75.00
Nijjar	Kamil	Teacher Elementary	85,105.57	150.00
Nikon	Colleen	Teacher Elementary	95,603.41	-
Nixon	Robert	Teacher Elementary	79,518.80	-
Niziolek	Krystyna	Elementary Principal	121,773.68	160.00
Noble	Tracey	Special Education - Elem	94,242.64	-
Noble	Tanya	Teacher Secondary	90,471.92	-
Noel	Alison	Teacher Elementary	79,518.80	-
Noel-Bentley	Karen	Teacher Elementary	94,696.23	-
Norcross	Neil	Teacher Secondary	90,316.59	-

Nordman	Lisa	Teacher Elementary	79,518.80	570.00
Norick	Jacqueline	Teacher Elementary	77,005.25	-
Norman	Denise	Teacher Secondary	90,641.94	-
North	Denise	Teacher Secondary	89,761.28	-
Nothstein	Debra	Elementary Principal	118,688.14	3,989.97
Novak	Kelly	Teacher Elementary	78,141.22	-
Novotny	Gabriela	Teacher Elementary	76,053.94	-
Nucich	Lisa	Elementary Principal	113,297.72	-
Nugent	Sean	Teacher Secondary	87,150.36	32.00
Nystrom	Gloria	Teacher Elementary	87,150.36	-
O'Brien	Kristin	Teacher Elementary	86,049.54	-
O'Connor	Sean	Teacher Secondary	88,321.12	-
O'Donnell	Melissa	Teacher Secondary	91,235.12	-
O'Donoghue	Anne	Elementary Principal	111,853.88	-
Ofreneo	Roderick	Special Education - Sec	89,183.88	-
Ogden	Alison	Secondary Principal	118,464.14	1,155.00
Oger Black	Gwenaelle	Teacher Secondary	87,231.61	-
Ogilvie	Mark	Teacher Elementary	93,450.64	-
O'Gorman	Daniel	Teacher Secondary	95,673.01	-
Ogura	Tami	Teacher Elementary	93,002.42	202.00
O'Hara	Patrick	Teacher Elementary	87,231.61	-
Olding	Stacey	Teacher Elementary	76,744.23	120.00
Oliver	Aaron	Special Education - Sec	94,420.24	150.00
Olmr	Monica	Teacher Elementary	87,231.61	35.00
O'Malley	Deborah	Teacher Elementary	86,003.96	436.72
O'Malley	Jason	Special Education - Sec	82,890.99	-
O'Neill	Kevin	Teacher Elementary	89,347.57	-
O'Neill	Patricia	Teacher Elementary	79,518.80	130.00
Ong	Elaine	Teacher Elementary	86,003.96	105.00
Onstad	Barbara	District Principal - Int'l Ed	131,060.68	2,459.63
Or	Kim	Teacher Secondary	93,074.00	-
Orange	Jonathan	Teacher Elementary	83,809.35	45.00
O'Reilly	Collette	Manager - Health & Safety	115,694.05	6,572.26
Orr	Kim Margaret	Teacher Secondary	95,603.41	216.33
Osikowicz	Nadja	Teacher Elementary	76,284.32	-
Ostrom	Karen	Special Education - Sec	86,177.21	283.94
O'Sullivan	Kathleen	Administrator On Call	96,298.66	-
Oudt	Rosa	Teacher Elementary	94,345.74	-
Ovenden	Daniel	Foreman Fleet & Equipment Mtn	78,150.00	-
Overall	Janice	Teacher Elementary	94,345.74	52.08
Overgaard	Jeffrey	Teacher Secondary	99,645.54	-
Pace	Carla	Teacher Elementary	79,518.80	179.50
Pacheco	Lisa	Teacher Secondary	87,595.06	26.00
Pachler	Richard	Teacher Elementary	87,332.04	-
Pack	Glenn	Teacher Elementary	83,755.76	-
Paget	Nancy	Elementary Vice-Principal	102,922.38	104.00
Pagliacci	Claudio	Electrician	77,416.89	-
Palaiologos	Amber	Teacher Elementary	79,518.80	-
Paley	Tommy	Teacher Secondary	97,382.20	-
Palylyk	Douglas	Teacher Elementary	86,003.96	-
Panagopoulos	George	Teacher Secondary	79,518.80	-
Panesar	Balbinder	Teacher Secondary	98,987.91	358.92
Pante	Celeste	Secondary Vice-Principal	110,161.46	1,365.11
Pao	Alice	Teacher Secondary	104,674.83	-
Pao	Ernest	Summer School Administrator	98,671.36	73.50
Paone-Vunic	Elisabetta	Teacher Elementary	76,740.76	-
Papagiannis	Constantina	Teacher Elementary	76,595.54	70.59
Paquin	Robert	Teacher Secondary	81,941.81	-
Parada	Wolfgang	Project Manage - Facilities	83,003.43	1,699.00

Parent	Kyle	Teacher Elementary	82,761.16	-
Paris	Holly	Teacher Elementary	95,436.89	-
Paris-Mccallum	Julie	Teacher Elementary	77,963.77	-
Park	Patricia	Teacher Elementary	87,231.61	-
Parker	Christopher	Secondary Principal	125,004.08	-
Parkes	Steven	Special Education - Sec	81,613.86	39.15
Parkin	Barbara	Teacher Elementary	96,276.50	308.18
Parmar	Jatinder	AE Instructor Structured Cours	87,489.43	-
Parry	Patricia	Teacher Elementary	79,518.80	-
Parsons	Laura	Teacher Elementary	79,518.80	-
Patenaude	Brigitte	Teacher Secondary	85,807.38	51.26
Patrick	Sandra	Teacher Elementary	87,231.61	-
Patrick	Kelly	Teacher Secondary	86,003.96	20.00
Patrick	Miles	Teacher Elementary	79,518.80	-
Patton	Barbara	Teacher Secondary	76,621.70	-
Paul	Heather	Teacher Secondary	81,439.79	-
Paulin	Michelle	Teacher Elementary	95,603.41	83.70
Pavao	Maria	Teacher Elementary	87,231.61	-
Pavlakis	Violet	Teacher Elementary	77,602.84	-
Payne	Elizabeth	Speech Language Pathologist	97,740.26	-
Payne	Judith	Special Education - Sec	89,361.28	-
Paynter	Karen	Teacher Elementary	79,518.80	150.00
Peacock	Blair	Special Education - Sec	90,498.60	130.00
Pearce	Julie	Associate Superintendent	168,881.00	6,014.03
Pearce	Stephanie	Teacher Elementary	87,231.61	50.00
Pears	Gregory	Teacher Secondary	98,387.91	-
Pearson	Susan	Teacher Secondary	96,771.09	100.00
Peeters	Vital	Elementary Vice-Principal	102,885.02	1,365.00
Pella	Stefano	Teacher Secondary	90,541.18	-
Pelletier	Jacques	Teacher Secondary	91,684.56	-
Pelletier	Leonard	Teacher Secondary	81,951.92	-
Peltzer	Heidi	Teacher Secondary	86,003.96	-
Pender	Kathleen	Teacher Elementary	86,758.57	40.00
Penner	Mona	Teacher Secondary	86,003.96	57.00
Penney	Karen	Teacher Secondary	83,018.26	-
Pequeno	Paulo	Teacher Secondary	82,659.13	-
Perrett	Maryline	Teacher Secondary	85,623.68	1,309.53
Persoon	Maryann	Teacher Elementary	95,149.82	96.60
Petaccia	Tony	Electrician	84,601.38	-
Peters	Henry	Elementary Principal	120,353.46	-
Peters	Mary	Teacher Secondary	78,381.44	-
Petersen	Marisol	Coordinator - Community School	77,886.95	-
Peterson	Linda	Special Education - Elem	94,242.64	-
Peterson	Dana	Teacher Elementary	85,554.77	637.69
Petheriotis	Nick	Teacher Secondary	89,688.76	2,068.12
Petrakis	Cynthia	Special Education - Sec	87,150.36	90.22
Pewsey	Jennifer	Teacher Elementary	87,231.61	150.00
Phan	Sue	Teacher Elementary	84,955.61	569.75
Phelps	Julie	Teacher Elementary	77,781.97	75.94
Phillips	Don	Teacher Secondary	98,937.91	-
Phillips	Katherine	Teacher Elementary	80,868.64	75.00
Phillips-Sim	Janice	Teacher Secondary	92,741.82	-
Phoenix	Joan	Teacher Elementary	95,603.41	-
Phyall	David	Teacher Elementary	95,633.05	-
Picard	Sarah	Teacher Elementary	91,111.87	190.00
Pickett	Thomas	Teacher Secondary	77,451.30	-
Pickford	Katherine	Elementary Principal	125,077.39	4,048.87
Pidherny	Brenda	Teacher Elementary	86,003.96	-
Pieters	Andrea	Teacher Elementary	82,542.56	172.02

Pietzsch	Sonia	Teacher Elementary	94,345.74	75.00
Pilotte	Catherine	Teacher Elementary	79,518.80	-
Pincott	Linda	Teacher Secondary	97,289.20	-
Pires	Fernanda	Teacher Secondary	87,150.36	138.19
Pirie	Andrew	Teacher Secondary	95,616.41	130.00
Pitchford-Yeung	Cindy	Teacher Secondary	87,150.36	89.85
Plant	Kimberly	Teacher Elementary	86,344.70	20.00
Plavan	Christina	Teacher Elementary	76,068.67	-
Plottel	Patricia	Elementary Principal	121,773.68	-
Poirier	Leslie	Teacher Elementary	87,049.22	40.00
Pollard	Aimee	Teacher Elementary	77,032.68	68.11
Polukoshko	Jody	Teacher Elementary	95,603.41	-
Polukoshko	Jill	Teacher Secondary	89,767.50	-
Polzin	Suzanne	Teacher Elementary	95,603.41	-
Pomponio	Concetta	Teacher Elementary	93,896.56	853.60
Pontalti	Daniel	AE Instructor Structured Cours	90,060.91	-
Poon	Melina	Teacher Secondary	86,003.96	138.00
Pope	Douglas	Teacher Secondary	95,603.41	-
Port	Anne	Teacher Secondary	80,927.86	35.41
Pospisil	Petr	Teacher Secondary	80,060.26	-
Postian	Melissa	AE Instructor Structured Cours	80,461.02	-
Powell	Peter	Project Manager - LIT	108,485.53	-
Poy	Blair	Electrician	77,448.60	-
Prasad	Ashwin	Elementary Vice-Principal	93,579.54	-
Prasad	Vicki	Teacher Elementary	87,150.36	76.12
Pratt	Jeffrey	Teacher Secondary	96,101.13	-
Presley	Monica	Teacher Elementary	87,024.67	-
Price	Kris	Teacher Secondary	88,400.18	-
Price	Pamela	Teacher Elementary	86,003.96	-
Proctor	David	Teacher Elementary	87,163.36	276.10
Prodan	Lori	Elementary Vice-Principal	101,417.09	1,602.50
Przyborowska	J. Margaret	Teacher Secondary	98,387.91	-
Pu	Xinjian	Teacher Secondary	96,224.80	-
Puil	Taryn	Teacher Elementary	86,817.74	-
Purdy	Mary	Teacher Elementary	96,155.80	-
Purewal	Kam	Teacher Elementary	90,235.88	-
Puzio	Karen	Teacher Secondary	87,150.37	-
Qi	Lijuan	Distance Education - Sec	96,218.76	-
Quan	Susana	Teacher Secondary	100,397.06	120.00
Quan	Gregory	Teacher Secondary	87,176.03	781.32
Quan	Tina	Teacher Secondary	79,531.80	349.56
Quon	Jean	Teacher Secondary	87,150.36	-
Quon	Lillian	Teacher Elementary	78,136.69	414.35
Radic	Jelena	Teacher Secondary	87,150.36	189.00
Radies	Doug	Teacher Elementary	79,518.80	-
Rai Dhari	Indira	Area Counsellor - Elem	90,760.06	189.00
Ramamonjisoa	Cynthia	Teacher Elementary	79,518.80	91.43
Ramazzini	Gracia	Teacher Elementary	79,518.80	-
Ramsay	Scott	Teacher Secondary	79,518.80	-
Ramsell	Anthony	Teacher Elementary	79,518.80	150.00
Ramsey	Carollyne	Teacher Secondary	86,281.78	-
Randle	Kerry	District Principal	131,158.62	1,242.55
Rankin	Robyn	Teacher Secondary	86,176.61	-
Raposo	Susan	Teacher Elementary	84,882.41	40.00
Rassias	Viki	Teacher Elementary	87,302.95	-
Rattanaraj	Ella	Teacher Elementary	89,185.15	-
Rattray	Adam	Set BC Provincial - Sec	88,260.13	2,609.83
Ratzlaff	Roderick	Teacher Elementary	93,498.24	25.00
Ravening	Calvin	Teacher Elementary	95,603.41	57.50

Recsky	Bryce	Behaviour Strategies Cons-Elem	108,081.29	-
Redden	Scott	Teacher Secondary	87,150.36	-
Reddy	Yashoda	Teacher Secondary	75,924.72	100.00
Redkwich	Karen	HR Divisional Coordinator	80,783.65	-
Reed	Karen	Teacher Secondary	94,425.73	-
Reedman	Nigel	Teacher Secondary	82,828.48	-
Reeve	Brenda	Teacher Secondary	93,869.74	-
Regan	Gary	Teacher Secondary	85,990.00	-
Regan	Patricia	Teacher Secondary	79,518.80	305.00
Reibin	Marilyn	Teacher Elementary	95,603.41	-
Reid	Mark	Teacher Secondary	104,568.24	-
Reid	Jessica	Special Education - Sec	87,814.22	-
Reid	Joanne	Teacher Elementary	86,416.87	150.00
Reimer	Lisa	Teacher Secondary	87,231.61	-
Renk	Georg	Teacher Secondary	86,003.96	85.00
Rennie	Robert	Teacher Elementary	95,603.41	-
Rentz	Alana	Teacher Secondary	89,361.28	-
Renwick	Christopher	Summer School Administrator	113,061.52	27.75
Renzullo-Cuzzetto	Frances	Teacher Secondary	94,045.94	136.70
Reynolds	Lindsay	Secondary Vice-Principal	98,567.01	-
Rezler	Michaela	Teacher Secondary	89,092.45	50.00
Rhead	Laura	Elementary Vice-Principal	102,885.02	61.75
Ricard	Michel	Teacher Elementary	95,603.41	197.39
Richardson	Paul	Teacher Secondary	103,433.18	234.47
Richardson	Susan	Teacher Secondary	94,345.74	115.00
Richardson	Joy	Teacher Secondary	79,126.89	-
Richdale	Ryan	Elementary Principal	113,236.47	-
Rickson	Mary	Teacher Elementary	87,763.96	50.00
Riddell	Robert	Teacher Elementary	87,150.36	534.21
Ridgway	Jocylene	Teacher Elementary	78,033.75	-
Rieder	Maureen	Teacher Secondary	87,231.61	-
Riley	Jeffrey	Manager - CAYA	115,221.73	4,961.10
Rino	Gisella	Teacher Elementary	79,518.80	100.00
Risbey-Haines	Samantha	Teacher Elementary	95,603.41	40.00
Ritchie	Helen	Area Counsellor - Elem	98,298.01	294.17
Ritchie	Erin	Teacher Elementary	94,345.74	-
Robbie	Heather	Teacher Secondary	80,337.86	-
Robbins	Alison	Teacher Elementary	86,003.96	-
Roberge	Christine	Teacher Elementary	79,518.80	-
Roberts	Ellen	Director of Instruction	147,022.65	6,450.34
Roberts	Susan	Teacher Elementary	94,345.74	110.00
Roberts	Jo-Anne	Teacher Secondary	90,835.12	-
Robertson	Deanna	Elementary Vice-Principal	109,407.35	-
Robertson	Sandra	Teacher Elementary	86,003.96	-
Robinson	Scott	Superintendent	261,630.45	12,046.44
Robinson	Bernice	Teacher Elementary	86,696.77	50.00
Robinson	Eva	Teacher Elementary	78,786.34	12.96
Robson	Donna	Teacher Elementary	87,457.36	171.74
Rocchetta	Massimo	Teacher Secondary	91,224.05	274.49
Rodgers	Anne	Speech Language Pathologist	99,877.13	-
Rodrigues	Aimmilia	Teacher Elementary	86,816.17	30.00
Rodriguez	G. Nadine	Teacher Elementary	95,603.41	-
Rodriguez-Schnackenberg	Nazenin	Teacher Elementary	87,150.36	305.00
Roff	Eleanor	Speech Language Pathologist	85,011.21	-
Rogers	Heidi	Teacher Secondary	87,569.93	-
Roggeveen	P.Gregory	Teacher Secondary	89,656.72	130.00
Roland	Valerie	Teacher Secondary	121,193.76	75.00
Romano	Tracy	Teacher Secondary	93,869.74	-
Romell	Karen	Teacher Secondary	77,832.76	38.99

Rondeau	Daniel	Teacher Elementary	87,231.61	-
Roos	Deborah	Teacher Elementary	95,603.41	-
Roosa	Leslie	Teacher Elementary	95,902.97	-
Roque	Gloria	Teacher Elementary	86,003.96	-
Rosberg	Karen	Elementary Principal	117,188.14	-
Roselli	Gianfranco	Teacher Secondary	82,374.37	85.00
Rosenblatt	Jessica	Teacher Elementary	75,514.96	125.00
Rossi	Michael	Elementary Vice-Principal	101,417.04	-
Routledge	Debra	Special Education - Elem	80,273.99	-
Rowland	Barbara	AE Instructor Structured Cours	98,714.68	30.00
Rowland	John	Special Education - Sec	92,624.63	40.00
Rozitis	Christopher	Distance Education - Sec	87,754.92	45.00
Rubin	Joyita	Teacher Elementary	87,231.65	301.27
Rudden	Sherry	Teacher Elementary	77,490.08	-
Rudland	Laura	Teacher Elementary	87,490.55	-
Ruggeri-Soliman	Isabel	Teacher Elementary	86,003.96	-
Runstrom	Erica	Teacher Elementary	91,425.52	12.00
Rupert	Sean	Elementary Vice-Principal	90,991.28	35.00
Rushton	Marilyn	Visually Impaired - Elem	87,894.50	-
Russell	Lorelei	Senior Manager - HR	132,576.33	1,686.23
Russell	Bruce	Teacher Secondary	95,603.41	30.00
Russell	Susan	Teacher Elementary	95,603.41	72.17
Russell	Diane	Teacher Secondary	86,243.18	509.03
Rutley	James	Secondary Principal	125,013.08	11.61
Saar	Paula	Special Education - Sec	95,603.41	297.64
Saatchi	Parvaneh	Teacher Secondary	79,219.77	-
Sabbagha	Raja	Teacher Elementary	79,518.80	60.00
Sabourin	David	Teacher Secondary	88,224.71	-
Saccone	Sean	Teacher Elementary	93,898.11	35.00
Sadhra Sran	Sharanjeet	Teacher Elementary	94,727.57	-
Sadler	Dawn	Elementary Principal	115,755.07	3,340.35
Sadri	Sophie	Teacher Elementary	99,840.37	-
Sahota	Kamaljit	Teacher Elementary	86,003.96	80.00
Sahota	Sharon	Teacher Elementary	80,474.46	-
Saksman	Natalia	Project Manage - Facilities	87,181.84	308.20
Sale	Corey	Teacher Secondary	91,273.75	46.25
Sallusti	Paola	Teacher Elementary	84,784.74	-
Salter	April	Teacher Secondary	95,662.28	270.00
Salter	Suzanne	Teacher Elementary	87,150.36	50.00
Salway	Brianna	Teacher Elementary	80,194.67	75.00
Sam	Juliana	Teacher Secondary	90,227.61	138.94
Samiei	Armin	Elementary Principal	109,983.39	-
Samra-Gynane	Rupinder	Secondary Principal	119,392.88	-
Samra-Thind	Karen	Teacher Elementary	85,560.77	75.00
Sander	Anne	Teacher Secondary	88,214.76	-
Sandher	Kevin	Teacher Secondary	87,571.74	-
Sandhu	Harjinder	Elementary Principal	119,360.75	-
Sandhu	Money	Teacher Elementary	95,603.41	-
Sandhu	Nirmaljeet	Teacher Secondary	87,150.36	-
Sandor	Oliver	Teacher Secondary	85,054.82	-
Sandri	Doris	Secondary Vice-Principal	110,718.12	40.00
Sanford	Lois	Special Education - Sec	100,992.92	66.15
Sanft	Monika	Elementary Principal	121,773.68	-
Sangra	Harjinder	Teacher Elementary	87,150.36	-
Sans	Renald	Teacher Elementary	87,163.36	100.00
Sapic	Dragan	Teacher Elementary	94,696.23	150.00
Sauder	Catherine	Teacher Elementary	94,345.74	50.00
Saxelby	Brick	Plumber	78,027.03	-
Scaglione	Giuseppe	Teacher Secondary	98,245.59	-

Schaedeli	Carmen	Teacher Secondary	88,465.28	-
Schenkel	Sonia	Teacher Elementary	76,744.23	313.20
Schenkeveld	T. Grace	Teacher Elementary	87,763.96	52.10
Scherf	Stephen	Teacher Secondary	79,518.80	-
Schick	Paula	Psychologist - Elem	89,607.37	107.00
Schieman	Brent	Secondary Vice-Principal	110,754.12	4,440.81
Schindel	Robert	Associate Superintendent	157,945.80	6,016.23
Schleppe	Christine	Teacher Elementary	96,461.70	122.48
Schmidt	Jann	Elementary Principal	119,888.14	-
Schoeber	Tyson	Special Education - Elem	85,779.37	-
Schofield	Andrew	Secondary Principal	125,772.90	2,401.44
Schofield	Pamela	Teacher Elementary	79,518.80	132.00
Schouls	Rita	Visually Impaired - Elem	89,670.74	75.03
Schratter	Michael	Teacher Elementary	91,080.00	186.80
Schwab	Maria	Teacher Secondary	87,150.40	118.60
Schwartzentruber	Kirstie	Special Education - Sec	81,717.95	-
Scorda	Sammy	Teacher Secondary	93,619.70	-
Scoretz	Erin	Teacher Elementary	94,121.93	-
Scoten	James	Teacher Secondary	92,169.21	-
Scott	Maria	Teacher Elementary	98,582.70	-
Scott	Sarah	Teacher Elementary	88,391.47	30.00
Scott	James	Special Education - Sec	87,432.70	44.20
Scott	Jennifer	Coordinator - Community School	79,832.51	-
Scott	Ronald	Coordinator - Community School	79,499.67	-
Sehmbi	Inderpal	Teacher Secondary	86,343.24	-
Sehmbi	Jill	Special Education - Sec	83,422.35	-
Seltenrich	Louise	Teacher Elementary	80,132.40	-
Semail	Sonya	Teacher Secondary	87,163.36	-
Senior	Susanna	Teacher Elementary	86,003.96	-
Seto	Robin	Teacher Secondary	93,930.50	58.79
Seto	Louise	Teacher Elementary	84,745.48	160.00
Settingington	Frederick	Teacher Secondary	76,035.55	150.00
Shaddick	Wayne	Teacher Secondary	94,224.98	-
Shaman	Tiffiny	Teacher Elementary	95,603.41	215.00
Shankel	Patricia	Teacher Elementary	77,863.31	-
Shannon Jung	Sheila	Teacher Elementary	88,357.12	458.10
Shapiro Grant	Lindsay	Teacher Secondary	86,758.57	-
Sharples	Joanne	Teacher Secondary	89,029.81	30.00
Shaw	Renee	Teacher Elementary	95,148.24	-
Shaw	Dorothy	Teacher Elementary	93,360.66	-
Shaw	Sabine	Teacher Secondary	86,003.96	155.00
Sheane	Michael	Set BC Provincial - Sec	88,341.48	865.75
Sheardown	Dean	Teacher Secondary	86,003.96	-
Sheikh	Irfan	Administrator On Call	92,573.32	-
Sheldan	Alex	Teacher Elementary	94,345.74	-
Sheldan	Dory	Teacher Secondary	90,541.18	-
Shelfontiuk	Shirlene	Teacher Secondary	86,159.89	-
Shepelev	Ludmila	Provl Resource Program - Sec	79,111.32	-
Shepherd-Dynes	Diane	Teacher Elementary	94,374.86	412.25
Sheppard	Melanie	Teacher Elementary	84,411.67	141.82
Sherbaniuk	Donald	Teacher Elementary	86,003.96	-
Sherrett	Doug	Teacher Elementary	94,345.74	-
Sherritt	Kristy	Teacher Elementary	85,570.33	-
Shetty	Kirthana	Teacher Elementary	79,898.55	-
Shieh	Victor	Teacher Secondary	83,750.72	-
Shields	Joan	Teacher Secondary	78,715.59	-
Shipley	Katherine	Teacher Secondary	104,906.81	-
Shmyr	Tyson	Coordinator - Community School	78,460.13	664.00
Shomura	Michelle	Teacher Elementary	91,387.32	35.00

Shudra	Viktoriya	Teacher Elementary	87,759.34	210.00
Sicklesteel	Stephen	Carpenter	76,948.97	-
Sidhu	Jagdeep	Teacher Elementary	94,693.05	77.70
Sidhu	Ravinder	Teacher Elementary	86,326.33	-
Sidhu	Nina	Teacher Elementary	81,991.52	-
Siller	Jacqueline	Teacher Secondary	89,019.96	30.00
Silver	TRUE	Teacher Secondary	86,499.06	-
Silvers	A. Tish	Teacher Secondary	96,003.41	-
Silverwood	Leslie	Area Counsellor - Elem	84,969.40	200.00
Silvestre	Jose	Teacher Secondary	99,379.00	203.00
Simard	Annie	Teacher Elementary	87,150.36	-
Simister	Christine	Teacher Elementary	76,618.78	150.00
Simon	Eve	Teacher Elementary	79,518.80	-
Simonut	Alessandra	Teacher Elementary	78,617.52	50.00
Simpson	Elizabeth	Teacher Elementary	79,518.80	-
Sinclair	Helen	Teacher Secondary	87,563.36	63.32
Sinclair	Matthew	Teacher Secondary	81,938.92	300.00
Sinclair	Sharon	Special Education - Sec	79,601.20	428.78
Sinclair	Paul	Teacher Secondary	79,518.80	-
Singh	Michael	Elementary Vice-Principal	95,667.91	54.00
Singh	Shamsher	Teacher Secondary	85,987.76	-
Singh	Aaron	Teacher Elementary	83,024.24	-
Siracusa	Gabriella	Teacher Secondary	90,683.92	257.25
Siudut	Beverley	Teacher Elementary	79,518.80	-
Siwak	Louis	Electrician	75,894.11	-
Skarsgard	Paul	Summer School Administrator	112,430.67	9.00
Skarsgard	Mary	Teacher Elementary	91,454.14	-
Skeldon	Timothy	Teacher Secondary	99,645.54	-
Skibinski	Sharon	Teacher Elementary	95,603.41	210.00
Skinner	Charlotte	Teacher Elementary	86,003.96	-
Skutelnik	Sandra	Teacher Elementary	86,403.87	91.99
Slapsys	Algirdas	Teacher Secondary	84,079.44	-
Sleep	Carrie	Elementary Principal	112,563.87	1,486.03
Sleep	Lael	Teacher Elementary	85,646.18	135.00
Slinger	Jane	Teacher Elementary	111,579.11	-
Smathers	James	Teacher Elementary	94,358.74	-
Smedley	Karla	Teacher Secondary	95,603.41	319.00
Smith	Selma	Vice Princ-Student School Serv	104,648.94	3,609.88
Smith	Sean	Teacher Elementary	99,785.19	25.69
Smith	Mariette	Teacher Secondary	93,515.26	-
Smith	Paul	Teacher Elementary	88,416.89	-
Smith	Ramona	Teacher Elementary	87,457.36	-
Smith	Joy	Teacher Elementary	87,150.36	-
Smith	Merton	Teacher Secondary	86,881.65	-
Smith	Mary	Teacher Elementary	86,696.77	124.33
Smith	Mary	Teacher Secondary	86,003.96	40.00
Smith	Teena	Consultant Inclusion	84,803.51	275.00
Smith	Davin	Teacher Secondary	84,330.16	-
Smith	Darcy	Teacher Secondary	79,518.80	933.07
Smith	Leslie	Coordinator - Community School	78,551.14	-
Smith	Douglas	Teacher Secondary	77,206.58	64.28
Smyk	Robyn	Teacher Elementary	83,409.35	-
Snell	Marilyn	Teacher Secondary	93,920.68	130.00
Snyder	Steven	Project Manage - Facilities	92,440.04	1,907.53
So	Debbie	Teacher Elementary	94,345.74	-
Sobral	Manuel	Special Education - Sec	75,483.21	-
Soderlund	Carina	Teacher Secondary	82,467.01	209.72
Soga	Dana	Teacher Elementary	77,494.02	-
Sokukawa	Janice	Teacher Elementary	89,347.57	35.00

Solmes	Robert	Teacher Secondary	79,518.80	-
Soloway	Leon	Painter	75,303.11	-
Sommerfeld	Carl	Teacher Secondary	86,816.28	-
Sones	Elisabeth	Teacher Elementary	87,150.36	30.09
Soong	Bernard	Secondary Vice-Principal	110,536.70	3,375.71
Soong	Derek	Teacher Elementary	86,003.96	-
SoroChan	Shannon	Secondary Vice-Principal	110,727.10	-
Souther	Janet	Elementary Principal	121,773.68	-
Sovilj	Angelica	Teacher Elementary	79,518.80	30.00
Spence	Jeffrey	Teacher Secondary	87,150.36	-
Spencer	Jane	Teacher Elementary	94,345.74	96.08
Spicer	Sandra	Teacher Elementary	96,003.41	-
Spino	Pascal	Teacher Elementary	77,234.54	-
Spotzl	Lauren	Teacher Elementary	77,035.57	50.00
Spring	Colleen	Teacher Secondary	94,345.74	40.00
Springer	Germanita	Teacher Secondary	86,003.96	-
Sprintzios	Michelle	Teacher Elementary	84,661.09	139.50
Spurr	Kathryn	Teacher Elementary	93,869.74	-
Staller	Donald	Teacher Secondary	90,910.71	-
Stamp	Shannon	Teacher Elementary	84,622.09	-
Stancombe	Terin	Teacher Secondary	83,669.92	50.00
Stanway	Terrence	Teacher Secondary	89,688.76	100.00
Stassinopoulos	Jim	Distance Education - Sec	102,539.32	-
Stavrou-Johnson	Anthea	Teacher Elementary	82,703.84	95.00
Stec	Patricia	Teacher Elementary	95,016.94	179.50
Steel	Wendy	Teacher Elementary	90,651.80	309.04
Steele	Sharlene	Summer School Administrator	100,373.34	29.25
Stefanucci	Kristy	Speech Language Pathologist	88,913.05	1,608.29
Steinmann	Stanley	Supervisor - SACY	92,234.71	-
Steinruck	Anthony	Teacher Secondary	95,428.03	189.00
Stephenson	Bruce	Teacher Secondary	92,278.00	130.00
Sterling	Hope	Elementary Principal	119,903.34	-
Steudel	Jeffrey	Teacher Secondary	95,353.34	-
Stevenson	Jennifer	Summer School Administrator	93,036.84	25.50
Stewardson	Adrienne	Teacher Elementary	94,872.18	50.00
Stewart	Angela	Teacher Elementary	95,603.41	-
Stewart	Ellen	Teacher Secondary	86,003.96	-
Stewart Hunter	Ann	Consultant ESL - Sec	104,230.83	221.50
Stoelting	Damon	Teacher Secondary	95,603.41	90.00
Stokes	Trevor	Special Education - Sec	81,729.56	-
Stokovac	Lucio	Teacher Secondary	86,003.96	-
St-Onge	Christine	Teacher Elementary	80,362.11	-
Story	Donna Raye	AE Instructor Structured Cours	77,815.88	-
Stouten	Sheila	Teacher Elementary	76,744.23	-
Stroh	Fiona	Teacher Elementary	86,758.57	-
Sturrock	Colleen	Teacher Elementary	95,603.41	-
Styles	Douglas	Elementary Vice-Principal	101,417.06	-
Sugimoto	Sandra	Teacher Secondary	86,003.96	-
Sun	Yuanfang	Teacher Secondary	81,938.92	130.00
Sutherland	Joanne	Teacher Elementary	99,193.85	-
Sutherland	Maryann	Teacher Elementary	94,345.74	-
Sveistrup	Stacey	Consultant Modern Language	92,521.84	142.00
Swain	Andrew	Teacher Elementary	93,335.46	-
Swain	Wendy	Teacher Elementary	85,157.92	-
Swartile	Shirley	Special Education - Elem	86,003.96	-
Symons	Jacqueline	Teacher Secondary	78,411.35	-
Tabak	Marinko	Teacher Secondary	79,518.80	-
Tabrizi	Mehrdad	Teacher Secondary	79,518.80	-
Tait	Kelly	Teacher Elementary	81,280.41	-

Tak	Christine	Teacher Elementary	76,744.23	50.00
Takahara-Mark	Elizabeth	Teacher Elementary	86,008.07	-
Takahashi	Noreen	Grandfathered Program Advisor	83,429.93	-
Takizawa	Akemi	Teacher Secondary	87,150.36	-
Talmatchi	Ala	Teacher Elementary	86,003.96	828.98
Tam	Carol	Teacher Elementary	95,821.28	164.74
Tam	Evelyn	Teacher Elementary	94,345.74	75.00
Tam	David	Teacher Secondary	87,150.36	-
Tam	Vincent	Teacher Elementary	85,779.37	-
Tan	Chong	Teacher Secondary	96,492.80	-
Tanabe	Sharon	Teacher Secondary	87,759.35	231.70
Tanaka	Melanie	Teacher Elementary	94,345.74	75.00
Tandoc	Rowena	Compliance Reporting&Ben Supvs	79,783.65	-
Tang	Debbie	Teacher Elementary	89,350.09	50.00
Tang	Vincent	Teacher Secondary	79,531.80	-
Tang	Jenien	Teacher Elementary	79,378.63	-
Tanner	Kristina	Teacher Secondary	95,662.28	25.00
Tatomir	Ksena	Teacher Secondary	83,853.37	105.00
Tayler	Michelle	Teacher Gifted Program	86,817.74	-
Taylor	P.Geoffrey	Secondary Principal	126,130.72	2,959.74
Taylor	Brent	Teacher Secondary	99,645.54	23.00
Taylor	Louise	Teacher Elementary	87,487.15	50.00
Taylor	Jasmin	Teacher Secondary	87,231.61	105.00
Taylor	Mary	Teacher Secondary	82,598.58	40.00
Taylor	Lorri	Provl Resource Program - Elem	79,518.80	-
Teeuwesen	Donald	Teacher Elementary	87,150.36	-
Tenta	Jonathan	Special Education - Sec	86,003.96	-
Tereposky	Darren	Teacher Elementary	87,150.36	13.00
Terretta	Lorraine	Elementary Principal	115,755.07	624.76
Theodoropoulos	Sophia	Teacher Secondary	79,518.80	105.00
Thibault	Monique	Teacher Elementary	95,603.41	-
Thomas	Catherin�	Elementary Principal	112,563.87	321.90
Thomas	Rosemary	Elementary Vice-Principal	102,885.02	106.50
Thomas	Stephen	Supervisor - Maintenance	96,945.54	-
Thomas	Ian	Contract Inspector	90,938.94	-
Thomas	Alison	Provl Resource Program - Elem	87,725.62	-
Thomas	Craig	Teacher Elementary	79,545.89	50.00
Thomas	Albert	Plumber	78,752.62	-
Thompson	Lindsay	Elementary Vice-Principal	102,297.54	-
Thompson	Janet	Teacher Secondary	99,645.54	76.91
Thompson	Kathleen	Special Education - Sec	79,518.80	-
Thompson	Susan	Teacher Elementary	79,518.80	-
Thomson	Katrina	Secondary Vice-Principal	110,107.94	1,522.50
Thomson	John	Set BC Provincial - Elem	87,172.30	293.50
Thornton	Carol	Provl Resource Program - Sec	96,369.51	-
Thorpe-Mactavish	Kendal	Teacher Elementary	79,518.80	-
Tiganis	Kaliopi	Teacher Elementary	79,518.80	-
Tilston	Jacy	Teacher Elementary	93,796.84	244.63
Ting	Camilla	Teacher Elementary	94,345.74	-
Ting	Pierre	Teacher Secondary	86,003.96	-
Tinka	Pauline	Teacher Secondary	83,196.08	692.77
To	Jessy	Set BC Provincial - Sec	80,508.85	-
Tobin	Elaine	Teacher Elementary	86,758.57	88.51
Todd	Maxwell	Teacher Secondary	79,518.80	-
Toews	Bradley	Elementary Vice-Principal	95,996.68	-
Tolksdorff	David	Teacher Secondary	90,541.18	-
Tom	Karen	Teacher Secondary	83,496.80	-
Tomassetti	Vincenzo	Manager - Assistive Tech. BC	116,761.13	-
Tome	Ana	Teacher Elementary	79,518.80	25.00

Tompkins	Darren	Supervisor - Purchasing	90,430.39	1,370.25
Tomsics	Teresa	Teacher Elementary	92,999.74	200.00
Tong	Jaime	Teacher Secondary	81,724.93	-
Tong	Aileen	Teacher Elementary	79,518.80	95.00
Toomer	Yvonne	Teacher Elementary	87,150.36	-
Tooriram-Doucet	Jean-Marc	Teacher Elementary	76,744.23	270.00
Tooshkenig	Audrey	Teacher Elementary	87,231.61	72.90
Topolnicki	Dawn	Teacher Elementary	94,651.92	292.91
Tornroos	Linda	Teacher Elementary	81,750.45	-
Tosczak	Ian	Teacher Elementary	95,772.78	-
Toth	Angela	Summer School Administrator	93,168.23	328.50
Townsend	Ruth	Teacher Elementary	95,129.00	-
Trachtenberg	Jennifer	Teacher Elementary	78,003.71	465.00
Treacher	Patricia	Teacher Elementary	93,898.11	150.00
Treanor	Monica	Teacher Elementary	79,518.80	-
Trotti	Vito	Electrician	83,998.84	-
Trovao	Margaret	Elementary Vice-Principal	102,297.54	-
Tryssenaar	Jason	Teacher Secondary	89,688.76	-
Tsagaris	Maria	Teacher Elementary	86,403.96	75.00
Tsang	Christopher	Teacher Secondary	100,066.95	120.00
Tsang	Pok Him	Teacher Secondary	83,409.35	195.00
Tso	John	Teacher Secondary	87,550.36	19.00
Tso	Katherine	Teacher Elementary	86,003.96	-
Tsolinas	Irene	Teacher Elementary	95,603.41	-
Tsolinas	Stefanos	Steamfitter	77,431.33	-
Tsonis	Georgia	Teacher Secondary	79,518.80	-
Tsoulos	Kostantina	Teacher Secondary	87,150.36	-
Tsoulos	Garufalia J	Teacher Elementary	86,922.77	-
Tsui	Germaine	Secondary Vice-Principal	110,688.05	-
Tsui	Stephanie	Teacher Secondary	88,988.24	189.00
Tuerlings	Natalie	Teacher Elementary	95,099.77	-
Turner	Steven	Teacher Elementary	94,345.74	-
Turner	Shirley	Special Education - Sec	88,536.61	150.00
Turner	Janet	Client Service Manager-CAYA	86,438.18	-
Tycho	Leanne	Teacher Secondary	81,287.73	-
Uchida	Christine	Teacher Elementary	93,450.49	-
Ulman	Grazyna	Special Education - Sec	94,345.74	-
Underwood	Shauna	Teacher Secondary	94,242.64	-
Underwood	Marie	Teacher Elementary	79,104.93	111.22
Ungurean	Bianca	Teacher Secondary	95,754.55	130.00
Unrau	Doreen	Teacher Elementary	94,345.74	-
Unsworth	Gregory	Teacher Elementary	81,601.64	-
Vallis	Blair	Electrician	77,477.89	-
Van Alstyne	Audrey	Dist Principal - Learning Tech	137,396.01	1,447.60
Van Damme	James	Teacher Secondary	84,169.75	-
Van Der Woerd	Wendie	Teacher Elementary	92,881.87	-
Van Deventer	Linda	Teacher Elementary	87,150.36	25.00
Van Iersel	Nicholas	Teacher Secondary	82,174.52	-
Van Kreuningen	Jeffrey	Teacher Secondary	87,231.61	-
Van Wyck	Tamara	Area Counsellor - Elem	89,319.73	41.36
Van Wynsberghe	Brenden	Special Education - Elem	95,603.41	94.00
Vance	Kirsten	Teacher Secondary	83,411.72	390.00
Varlamova	Olga	Special Education - Sec	85,740.11	-
Vassilakis	Maria	Teacher Elementary	101,093.62	143.52
Vastardis	Michael	Teacher Secondary	78,650.61	-
Vaughan	Elaine	Provl Resource Program - Sec	75,392.98	279.95
Vaz	Andre	Teacher Secondary	87,231.61	6.00
Veda	Kate	Teacher Elementary	79,518.80	-
Vellescig	Daniel	Teacher Secondary	91,273.75	-

Veness Kehler	Tina	Teacher Secondary	86,003.96	75.00
Vera	Alejandro	Teacher Secondary	87,150.36	-
Vessali	Rowshanak	Teacher Elementary	86,758.57	-
Veverka	Bradley	Teacher Secondary	79,518.80	180.00
Vey-Chilton	C. Annette	Secondary Principal	129,836.72	-
Vickars	Sherry	Teacher Elementary	79,104.93	-
Vieira	Sharon	Elementary Vice-Principal	101,390.04	-
Vikner	Elizabeth	Teacher Secondary	89,805.81	-
Vine	Gary	Teacher Secondary	90,235.88	-
Violi	Paula	Teacher Secondary	96,557.29	93.00
Visser	Linda	Teacher Elementary	78,691.06	50.75
Vogel	Matthew	Learning Services Manager-ATBC	84,995.37	-
Von Holtum	Brenda	Teacher Elementary	94,345.74	75.00
Von Keyserlingk	Gesa	Teacher Secondary	90,835.12	-
Vose	Susanna	Teacher Elementary	102,532.71	20.75
Vranakis	Catherine	Teacher Secondary	87,231.61	-
Vulgaris	Michael	Secondary Vice-Principal	110,497.70	1,365.00
Vuong	Chanh	Teacher Secondary	85,481.15	150.00
Vuu	Sandra	Teacher Secondary	89,688.76	66.98
Wadge	Patrick	Teacher Secondary	95,307.16	130.00
Wagner	E. Susan	Teacher Elementary	86,003.96	-
Wai	Natalie	Summer School Administrator	97,126.06	19.04
Waight	Noriko	Teacher Secondary	88,185.76	130.00
Waisberg	David	Teacher Secondary	87,150.36	330.00
Wale	Daphne	Aboriginal Education - Elem	87,150.36	32.86
Walker	Ellen	Teacher Secondary	79,518.80	988.39
Walks	Kathryn	Teacher Secondary	84,679.07	109.96
Wall	Lisa	Teacher Elementary	79,104.93	-
Wallace	Jody	Teacher Elementary	90,778.33	-
Wallace	Joanne	Teacher Elementary	87,231.61	-
Wallace	Rochelle	Teacher Elementary	87,150.36	-
Wallace	Paul	Teacher Secondary	86,003.96	130.00
Wallace	Alissa	Teacher Secondary	84,746.93	130.00
Wallace	Heather	Teacher Elementary	76,040.86	245.00
Wallbridge	Caroline	Elementary Principal	121,773.68	-
Waller	Wendy	Teacher Secondary	86,016.96	150.00
Walls	Catherine	Teacher Elementary	94,394.11	-
Walsh	Christine	Teacher Elementary	86,003.96	50.00
Walsh	Patrick	Supervisor - Printing & Dist	85,418.00	80.55
Walter	Alexander	Teacher Elementary	80,132.40	-
Wan	Shiu San	Teacher Elementary	94,345.74	80.00
Wan	Lena	Teacher Elementary	86,003.96	75.00
Wan	J-P Bernard	Teacher Elementary	79,518.80	39.90
Wang	Terence	Teacher Secondary	91,875.00	-
Wang	Xianen	Teacher Secondary	87,150.36	120.00
Wang	Xiaohui	Teacher Secondary	79,524.80	-
Wansink	Anita	Teacher Elementary	87,231.61	115.00
Waraich	Harnek	Teacher Secondary	82,483.24	-
Ward	Karen	Teacher Elementary	87,231.61	20.00
Wardrop	Amanda	Teacher Elementary	95,603.41	-
Warkentin	Mark	Teacher Elementary	86,033.26	-
Warner	Sarah	Teacher Elementary	76,624.84	50.00
Warrington	Michael	Teacher Secondary	78,263.32	-
Wasyliuk	Amber	Teacher Elementary	99,584.34	264.08
Watanabe	Elizabeth	Teacher Secondary	80,805.67	-
Watkins	Dorothy	Elementary Principal	113,236.47	-
Watson	Sonja	Teacher Elementary	79,531.80	75.00
Watt	Peter	Teacher Elementary	78,069.34	125.00
Waugh	Michael	Teacher Secondary	81,744.02	-

Weatherall	Julie	Elementary Principal	110,446.28	4,141.10
Weatherall	Jacquelyn	Area Counsellor - Elem	105,332.35	202.00
Weatherall	Jill	Teacher Elementary	79,518.80	-
Webb	Nolan	Teacher Gifted Program	80,194.67	295.53
Webber	Jason	Teacher Elementary	85,850.82	40.00
Weger	Cindy	Teacher Elementary	76,283.56	150.00
Wells	Teresa	Elementary Vice-Principal	78,087.92	24.00
Wells	Nicole	Teacher Elementary	75,424.61	-
Werboweski	Shelley	Teacher Elementary	77,876.32	150.00
Weremchuk	Kenneth	Teacher Secondary	84,661.08	249.00
Weresch	Jonathan	Elementary Principal	113,236.47	37.49
Werfl	Melissa	Coordinator - Community School	76,398.95	664.00
Werner	Sonia	Teacher Secondary	79,518.80	-
West	Erika	Teacher Elementary	96,461.70	532.07
Westereng	Jeremy	Teacher Secondary	86,003.96	-
Weston	Linda	Visually Impaired - Elem	95,987.83	120.61
Wheelhouse	Sonya	Teacher Elementary	79,518.80	-
Whelan	Kathleen	Teacher Secondary	77,521.35	-
Whitcroft	Natalie	Teacher Elementary	95,603.41	394.25
White	Elizabeth	Teacher Elementary	95,603.41	150.00
White	Bradley	Teacher Secondary	87,744.58	478.76
Whitehead	Leah	Teacher Elementary	84,683.65	-
Whitehead	Mark	Plumber	76,350.25	-
Wiens	Christy	Teacher Elementary	86,003.96	-
Wiesinger	Marielle	Teacher Elementary	87,293.96	179.50
Wightman	Adam	Teacher Secondary	85,556.33	-
Wilkes	Jessica	Teacher Elementary	79,518.80	-
Wilkie	Jonathan	Teacher Secondary	83,216.56	137.28
Wilkin	Carel	Teacher Elementary	86,240.00	-
Willan	Roger	Teacher Secondary	87,150.36	-
Williams	Hollie	AE Instructor	102,213.41	223.00
Williams	Stephen	Summer School Administrator	100,075.44	190.00
Williams	Aimee	Teacher Elementary	93,767.98	-
Williams	Warren	School & Student Support B	80,083.78	-
Wills	Nadia	Teacher Elementary	87,024.67	-
Wilmann	Damian	Secondary Vice-Principal	110,699.12	31.55
Wilson	Andrew	Secondary Vice-Principal	110,639.97	-
Wilson	Brenda	Teacher Secondary	88,745.97	190.00
Wilson	Joan	Teacher Secondary	79,518.80	-
Wilson-Haffenden	Gillian	Teacher Elementary	79,518.80	-
Wilting	Kristina	Teacher Elementary	91,782.28	125.00
Wilton	Adam	Mgr Prov Res Ctre Vis Impaired	98,534.67	3,150.25
Winn	Miranda	Area Resource - Elem	90,233.79	100.00
Wittig	Mirjam	Teacher Elementary	79,518.80	-
Wittrin	Caroline	Teacher Secondary	94,345.74	358.29
Wlodyka	Emily	Teacher Elementary	75,620.80	30.00
Wolkenbrod	Michelle	Teacher Elementary	87,180.05	40.00
Wong	William	Administrator On Call	156,125.42	-
Wong	Christopher	Secondary Vice-Principal	110,161.46	-
Wong	Darryl	Summer School Instructor-Sec	101,519.90	-
Wong	Florence	Set BC Provincial - Elem	97,928.91	2,627.38
Wong	Christina	Teacher Elementary	94,345.74	285.00
Wong	Wendy	Teacher Elementary	94,345.74	139.50
Wong	Gina	Teacher Elementary	91,529.06	75.00
Wong	Wing Chee	Teacher Secondary	90,835.12	130.00
Wong	Jesse	Teacher Secondary	90,235.88	-
Wong	Jennifer	Teacher Secondary	87,550.36	-
Wong	Anne	Teacher Elementary	87,496.44	-
Wong	Beth	Teacher Elementary	87,231.61	-

Wong	Nellie	Teacher Elementary	87,150.36	200.00
Wong	Anthony	Teacher Elementary	87,150.36	-
Wong	Miranda	Teacher Elementary	87,150.36	60.00
Wong	Wendy	Teacher Elementary	86,254.43	-
Wong	Nyuk	Teacher Elementary	86,003.96	-
Wong	Sally	Teacher Secondary	86,003.96	745.55
Wong	Manna	Teacher Secondary	86,003.96	40.00
Wong	Brian	Teacher Elementary	86,003.96	-
Wong	Michelle	Teacher Secondary	85,358.00	-
Wong	Marco	Electrician	84,586.54	-
Wong	Wayne	Teacher Secondary	83,750.72	-
Wong	Leonard	Teacher Secondary	81,742.56	-
Wong	Elisa	Teacher Secondary	81,608.87	100.00
Wong	Gloria	Teacher Elementary	79,518.80	102.72
Wong	Edna	Teacher Secondary	79,518.80	100.00
Wong	Stephanie	Teacher Secondary	77,748.92	-
Wong-Moon	Leah	Teacher Secondary	89,927.94	368.45
Woo	Peter	Elementary Principal	115,755.07	1,996.40
Woo	Cindy	Teacher Elementary	87,150.36	50.00
Woo	Diane	Functional Advisor	82,948.94	867.26
Wood	Andrea	Special Education - Sec	89,395.70	52.50
Wood	Adrienne	Teacher Elementary	75,368.54	-
Woodham	Brigitte	Teacher Elementary	79,518.80	-
Woods	James	Special Education - Sec	86,003.96	150.00
Woodward	Elizabeth	Teacher Elementary	91,463.53	-
Woodworth	Scott	Teacher Elementary	76,684.32	-
Woo-Lei	Frances	Teacher Elementary	86,003.96	105.00
Worth	Reece	Teacher Secondary	78,786.34	135.00
Wou	Amy	Teacher Elementary	79,518.80	160.00
Woudzia	John	Psychologist - Elem	100,464.34	160.17
Wreggit	Tammy	Teacher Elementary	78,691.05	-
Wright	Trevor	Teacher Elementary	86,003.96	-
Wright	Barry	Teacher Elementary	79,518.80	50.00
Wrinch	Trevor	Teacher Elementary	101,847.65	102.40
Wu	Michael	Area Counsellor - Elem	98,548.71	215.72
Wu	Chien-Ren	Mgr - Settlement Wrkr in Schls	93,144.11	600.00
Wu	Xue	Teacher Secondary	87,150.36	-
Wu	Hui Ying	Summer School Administrator	80,614.48	40.00
Wu	Wing	Teacher Elementary	75,476.72	38.47
Wyatt	Sharon	Teacher Elementary	95,603.41	-
Wyllychuk	Jane	Area Counsellor - Elem	98,127.91	75.00
Wyper	Daniel	Summer School Administrator	90,933.96	-
Yada	Margaret	Teacher Elementary	90,173.01	-
Yamada	Takashi	Set BC Provincial - Sec	91,049.30	40.00
Yamakami	Brenda	Teacher Elementary	76,335.21	-
Yang	Mathilde	Teacher Secondary	79,518.80	155.00
Yang	Erika	Teacher Elementary	77,156.30	-
Yannakoulis	George	Teacher Secondary	100,140.63	-
Yee	Evelyn	Summer School Administrator	105,980.34	127.28
Yee	Helen	Supvsr - Accounting & Treasury	95,386.27	1,721.50
Yee	Marilyn	Area Counsellor - Elem	90,424.25	40.00
Yee	Jason	Teacher Secondary	87,150.36	110.00
Yee	Bryan	Teacher Secondary	86,451.05	50.00
Yeh	Helen	Teacher Elementary	98,655.93	12.38
Yeh	Billy	Teacher Elementary	87,244.61	100.00
Yelizarov	Michael	Electrician	84,035.49	-
Yeo	Julia	Teacher Elementary	81,078.92	75.00
Yeomans	Susan	Teacher Elementary	78,272.84	40.00
Yetman	John	Teacher Secondary	94,745.74	-

Yeung	Celia	Teacher Elementary	86,003.96	180.00
Yeung	Kiara	Teacher Elementary	79,518.80	-
Yim	Andrea	Teacher Elementary	94,345.17	300.00
Yip	Stacey	Teacher Secondary	90,154.11	195.62
Yip	Eugene	Electrician	81,775.22	-
Yiu	Lai Lai	Provl Resource Program - Elem	94,345.74	-
York	Lori	Teacher Secondary	83,775.73	-
Yoshida	Esther	Teacher Elementary	87,257.61	75.00
Young	Jennifer	Teacher Elementary	87,631.61	-
Young	Linda	Teacher Elementary	87,231.61	400.00
Young	Karen	Teacher Elementary	84,393.60	75.00
Young	Kelley	Teacher Elementary	82,312.15	-
Young	Tonia	Teacher Elementary	79,105.51	-
Yu	Angelina	Teacher Elementary	94,745.74	-
Yu	Brian	Teacher Secondary	92,957.08	-
Yu	Elaine	Teacher Elementary	87,746.72	40.00
Yu	Lisa	Teacher Elementary	75,379.36	-
Yuen	Harry	Teacher Secondary	91,382.28	255.38
Yuen	Ernest	Teacher Secondary	86,033.26	-
Yuen	Grace	Teacher Elementary	86,003.96	8.25
Yuill	Craig	Teacher Secondary	83,203.56	150.00
Yung	Mary	HR Coordinator	83,290.42	-
Zambito Orazio	Giuseppina	Teacher Elementary	94,345.74	105.00
Zambrano	Tanya	Teacher Secondary	79,518.80	-
Zdriluk	Kathryn	Teacher Elementary	94,345.74	139.55
Zeitz	Andrea	Elementary Vice-Principal	102,885.02	-
Zerbe	Richard	Elementary Principal	121,306.19	654.57
Zerbinos	Panagiotis	Teacher Secondary	79,812.95	-
Zhang	Minhua	Teacher Secondary	88,576.52	-
Zhang	Hu	Teacher Secondary	87,150.36	-
Zimmermann	Douglas	Electrician	79,310.84	-
Zitka	Ligeia	Teacher Secondary	86,003.96	-
Zrymiak	Carol	Area Counsellor - Elem	99,194.91	297.22
Zukowski	Shirley	Teacher Elementary	87,231.61	-
Zwaagstra	Wendy	Teacher Elementary	94,314.42	309.28
Total Remuneration Exceeding \$75,000			<u>\$ 214,188,269.03</u>	<u>\$ 526,216.41</u>
Total for Employees with Remuneration less than \$75,000			<u>\$ 190,873,807.39</u>	<u>\$ 244,353.43</u>
Total Remuneration and Expenses paid (including Elected Officials)			<u>\$ 405,297,664.31</u>	<u>\$ 774,592.40</u>
Employer Payments for CPP and EI				<u>\$ 23,618,578.68</u>

Schedule of Vendor Payments

<u>Supplier Name</u>	<u>Total Payment</u>
0922475 BC Ltd.	\$ 33,632
4th Utility Inc.	82,304
A Star Society	32,100
A W Fireguard Supplies (1991) Ltd	47,005
Able Tech Assistive Technologies	27,362
Academia Bus Company, Ltd.	38,552
ACM Environmental Corporation	113,484
Action Holdings Ltd T/A Custom Blacktop	286,892
Acton Ostry Architects Inc.	1,980,953
Affinity Group Tours	175,453
Alliance Medical Monitoring	34,545
Altus Group	35,553
Amazon *Marketplce CA	26,244
Amazon.ca	44,791
Amboe, Kevin	27,115
Andornot Consulting Inc.	28,717
Angus Corporate Centre Ltd	697,642
Aon Reed Stenhouse Inc.	85,845
APL* ITUNES.COM/BILL	132,086
Apple Canada, Inc. C3120	1,878,014
ARI Financial Services	83,499
Aroga Technologies Ltd	175,387
Arts Umbrella	48,665
AV Solutions	350,266
B C Hardwood Floors Co	159,542
B.A. Robinson Co. Ltd.	126,360
Bamfield Marine Science Centre	50,018
Baragar Enterprises Ltd.	90,426
Bard on the Beach	37,985
BC Carpenters Fund	204,102
BC Housing	38,247
BC Hydro	3,785,995
BC Principals & Vice Principals Assoc	150,460
BC Safety Authority	98,765
BC School Sports	44,897
BC School Trustees Association	32,423
BC Teachers' Federation	8,481,336
BC Technology for Learning Society	104,600
Beatty Floors Ltd	54,817
Belfor Restoration Services	607,725

Big Kahuna Sport Company	225,517
Blue Pine Enterprises Ltd.	44,574
Bonnefoy Business Management Services	170,867
Boreal Science	52,969
Bouygues Building Canada	15,474,908
Branded Distribution	183,743
Bricklayers & Mason Local # 2	41,101
Bridges Canada	408,736
Brink's Canada Limited	31,750
BRITANNIA SUPPORT SOCIETY	40,250
British Columbia Institute of Technology	57,764
BTY Group	83,027
Bubas George Motors Ltd.	83,634
Buckwold-Western Floor Covering Distrib	35,266
Bunt & Associates Engineering (B.C.) Ltd	28,946
Butler Workplace Solutions	109,418
Camp Jubilee Retreat & Conf Ct	127,771
Camp Squeah	46,575
Camp Summit	158,991
Can-Achieve Int'l Education Service	264,415
Canada Post Corporation	37,708
Canada-Cuba Sports & Cultural	288,355
Canadian Assistive Technology Ltd.	34,351
Canadian Educational Subscriptions	28,471
Canadian Refrigeration and Air	54,375
Canadian Union of the Public Employees	102,169
Canadian Western Trust	1,296,700
Canon Business Solutions Canada Inc.	806,611
Canuel Caterers	86,603
Cardinal Coach Lines ULC	307,053
Cascadia Sport Systems Inc.	173,616
CDW Canada	86,191
Chan Centre for the Performing Arts	67,007
Charter Bus Lines of BC	27,224
Charter Telecom Inc.	164,793
Cheakamus Centre	114,662
Chen Yanrong	47,240
Chubb Security Systems	51,154
CIBC - Mellon	182,582
CIEEC - Cdn Int 'l Educ Exchange Centre	80,595
City of Vancouver	536,980
City of Vancouver - Property Tax Branch	1,129,705
City Of Vancouver Yards Branch-Engineer	215,312
City of Vancouver Utility Billing	1,098,764

City of Vancouver, Revenue Services Div.	151,522
Clean Harbors Canada, Inc.	40,685
Climate Action Secretariat	386,111
CNIB	31,141
Coast Wholesale Appliances Inc.	57,152
Coastal Reign Printing Ltd.	27,186
Coastal Roofing Ltd.	594,085
Colborne Architect Group	408,060
Colliers Project Leaders	165,236
Community Savings Credit Union	952,863
COMPASS AUTOLOAD	144,322
COMPASS WEB	53,268
Context Research Ltd.	157,602
Coriolis Consulting Corp.	112,309
Corporate Express Canada Inc	452,123
Covenant House Vancouver	35,500
CP Packaging Corp	28,157
Craig A & Son Ltd	307,073
Creative Insignia Ltd.	53,297
Crescent Beach Publishing	124,990
CRS Commercial Carpet Maintenance	154,595
CS Mounting Systems 2005 Co.	120,855
C-Shore Communications Inc.	104,953
CUMIS Retirement Services	169,272
CUPE, Local 15	1,218,043
Custom Lighting Ltd.	25,485
Cypress Mountain	58,603
D.G.S. Construction Co. Ltd.	7,570,426
D2L Corporation	303,358
DA Architects + Planners	169,486
DA VINCI INT. TRAVEL	46,918
Dafco Filtration Group	30,534
Dalai Lama Center	45,000
Davey Tree Expert Co. of Canada, Limited	36,978
Dell Canada Inc.	914,031
Dell Financial Services Canada Ltd.	1,238,685
Delta Continuing Education	27,720
Developmental Disabilities Association	26,490
Discover Canada Tours	29,433
District Council 38 Membership Services	158,153
Doublethink Inc., dba myBlueprint	37,959
Dubas Engineering	79,193
Dulux Paints	102,672
DWD Theatre Design + Consulting	28,856

DynaVox Canada	462,553
Ebsco Canada Ltd.	239,975
Ecowaste Industries	32,466
Educan Institutional Furniture Ltd	200,196
Educational World Tours	167,102
Ellison Travel & Tours Ltd.	1,100,471
EMCO Corporation	28,578
ERC Roof Management Ltd	140,143
Erv Parent Co Ltd	25,993
ESC Automation	45,350
Evans Lake Forest Education Society	87,532
Executive Mat Service	91,136
Family Maintenance Enforcement Program	36,496
Farm-Tek Turf Services Inc.	78,396
Finch Media Ltd.	51,838
Finisterra Travel Ltd.	80,797
First Canada ULC	251,867
First Class Planners Ltd.	38,650
First Student Canada .	55,342
FirstCanada ULC	2,051,425
Flynn Canada Ltd.	352,508
Follett School Solutions, Inc	48,739
Foreign Student Services	62,650
FortisBC-Natural Gas	1,875,191
Francl Architecture	597,762
Fraser Health Authority	127,710
Fraser Valley Equipment	61,828
Fresh Roots Urban Farm Society	140,662
Freshslice Pizza	34,541
Friesens Yearbooks	198,158
Frontier Computing	53,421
Fujitec Canada, Inc.	52,216
FutureBook Printing Inc.	126,673
Futurebook Yearbooks Inc	59,954
Gartner Canada, Co.	65,520
Geminder, Dan	30,000
Geopacific Consultants Ltd.	46,904
Global Gourmet Foods	50,000
Go Futures HR	28,470
Goldner Law Corporation Barrister & Soli	44,800
Gossamer Threads, Inc.	87,671
Grand & Toy	574,502
Great West Life Assurance	250,632
Greater Vancouver Basketball Officials Association	45,645

Greater Vancouver Food Bank	107,764
Greenbarn Potters Supply Ltd	25,370
Grouse Mountain Resorts Ltd.	33,637
Guard.me International Insurance	402,901
Guillevin Int Inc	87,698
Guillevin Int. Inc. (Fleck)	42,021
GWL Realty Advisors Inc. ITF.	81,411
Gym Sense Gymnastics Inc	55,909
Habitat Systems Inc	159,791
Harbour Publishing Co. Ltd.	30,319
Harris & Co	348,291
Hazmasters Inc.	148,562
HCMA Architecture + Design	108,596
Heat & Frost Insulator Local 118 -	60,565
Heatherbrae Builders Company Ltd.	16,822,041
Hellenic Community Centre	32,502
Herff Jones Inc.	65,783
Horsman E B & Son Ltd	110,308
HP Financial Services Canada Company	1,462,010
Humanware Western Canada	252,757
HYATT REGENCY VANCOUVER	115,163
IBI Group	47,387
IcsClean Supplies Ltd.	26,353
IMA Solutions	45,373
Imagine Public Relations	25,846
Indigo Books & Music Inc.	29,875
Industrial Alliance Insurance	103,638
Interior Health	220,797
International Stage Lines	63,908
Int'l Brotherhood Of Electrical	139,739
Int'l Brotherhood of Electrical	47,422
Italian Cultural Centre	27,512
ITC Commercial B.C. Inc.	7,917,366
James International Sales Ltd.	33,845
Jensen Hughes Inc.	27,880
JJL International Education Exchange	28,000
John Lewis Executive Advisor Inc.	81,804
Jonathan Morgan & Company Limited	56,781
Joseph S. Chow Ltd.	89,386
Jumpstreet Tours	92,592
K & E Equipment Repair Ltd.	51,031
Kal Tire	34,047
Kane, Maureen	53,623
KBAM! Kevin Bruce Arts Management	56,925

Keats Camp	56,125
Kelowna General Hospital Interior Health	32,502
Ken Deitcher Sales Co. Ltd.	34,239
Kidsafe Project Society	61,370
Kidsbooks	101,620
Koffman Kaléf	124,039
Konica Minolta Business Solutions (Can.)	90,801
Landmark Recognition	30,395
Langara College	584,760
L'AUBERGE DU MONT	31,880
Learning Partnership, The	65,921
LEC Quantity Surveying & Project Mgmt	205,795
Lehigh Materials	28,667
Lei, Chunlei	28,880
Li, Sheng Sheng	28,880
Li, Xiuchuan	41,092
Librairie Gallimard	52,208
LifeSpeak Inc.	36,750
Loh, CY Associates Ltd	38,595
Long & McQuade Limited	108,531
Long & McQuade Musical Instruments Ltd	40,919
Long View Systems Corporation	97,083
Loomis Express	53,564
Loon Lake Camp	92,720
Lord Byng Pool	25,418
Lordco Parts Ltd.	30,627
Lore, W.G. Consulting Inc.	33,790
Lynch Bus Lines	112,665
MacLachlan D G Ltd	26,614
MacQuarie Equipment Finance Ltd.	2,752,660
Magnem Engine Serv Ltd	33,063
Main Street Education Centre	25,740
Mancorp Industrial Sales Ltd	25,214
Manning Park Resort	55,333
Manulife	40,178
Marine Roofing (1996) Ltd.	512,931
Marsh Canada Limited	51,828
McFarland Marceau Architects Ltd.	960,982
McGraw-Hill Ryerson Ltd.	187,598
McGregor Hardware Dist	109,472
MECiarniello Consulting FM 0697872	72,701
MediaSmarts	34,013
Medical Services Plan of B.C.	7,285,027
Metro Motors Ltd.	28,140

Microserve Business Computer Services	288,534
Microsoft Corporation	106,803
Minister of Finance	1,237,361
Minister of Finance	468,396
Minister of Finance -	298,400
Minister of Finance-Procurement Services	115,895
Minister of Finance-Revenue Service BC	674,221
Minister Of Finance-Social Services Tax	32,978
Ministry of Finance	38,278
Ministry of Children and Family	574,436
Mitybilt	48,768
MobilTech International	37,032
Modus Planning, Design & Engagement Inc.	30,508
MoreSports	75,000
Morneau Shepell Ltd.	1,183,072
Mt. Seymour Resorts	51,420
Municipal Pension Plan	9,429,865
MYK Enterprise Ltd.	77,524
National Film Board	37,613
Natural Pod	48,707
Nedco (Div. of Rexel Canada Electrical)	57,740
Nelson Education Ltd.	227,329
New City Contracting Ltd.	1,676,731
New York Foods Ltd.	136,868
Norma Rose Point	41,030
North American Telecommunications Group	60,054
Northern Building Supply Ltd.	162,735
Nova Food Services Ltd.	749,748
NXSource Technology Inc.	233,793
Optelec Canada Inc	53,429
Opus Art Supplies	42,159
Oracle Canada ULC	361,549
PACE Child and Family Society	31,213
Pacific Blue Cross	11,190,097
Pacific National Exhibition	83,104
Pacific Restorations (1994) Ltd.	128,940
Pan Pacific Hotel Vancouver	80,914
Panago Pizza Inc.	41,219
Pearson Canada Assessment Inc.	39,190
Pearson Canada Inc. T46254	58,812
Pearson Education Canada	100,298
Personnel Department Ltd, The	43,879
Pitney Works	131,932
PlanetClean (Vancouver) Ltd.	28,537

Premier School Agendas Ltd.	61,116
Pro Can Construction Group Corp.	2,596,680
Progressive Fundraising Inc.	48,098
Provincial Health Services Authority	27,097
Public Education Benefits Trust	7,219,173
Quantum Lighting, Inc.	46,893
REAL CDN SUPERSTORE #1	35,713
Receiver General	77,291
Receiver General of Canada	23,618,579
Rectec Industries Inc	85,743
Reeps Liberia Incorporated	28,355
Regal Controls Ltd	84,612
Regency Travel	38,781
Richelieu Building Specialties	56,499
Richmond Elevator	86,783
Robert Half Finance & Accounting	46,438
Robert Half Technology	51,784
Rocky Point Engineering Ltd.	39,099
Rona Revy Inc. (Head Office)	37,058
Rowe P - Hammoudi B	89,311
Russell Food Equip Ltd	51,068
Sadler, Karen	60,841
SafeTeen: Powerful Alternatives	26,250
Sage Bistro at the University	28,929
Sahota, Amanjeet	32,874
Saputo Dairy Products Canada GP	238,151
Sasamat Outdoor Centre	67,193
Scholastic Book Fairs Canada Inc	163,351
Scholastic Canada Ltd	36,653
Scholastic Canada Ltd.	48,617
School Specialty Canada	90,185
Schoolhouse Products	344,214
Scotia McLeod Inc	27,240
SEA TO SKY OUTDOOR LEADERSHIP	29,180
Sea to Sky Outdoor School	110,303
Secrest Resources Ltd.	206,212
Shape Architecture Inc	81,748
Sheaves, Patricia	109,077
Sheet Metal Workers - Local 280-In Trust	69,061
Shell Energy North America (Canada) Inc.	887,320
Sheraton Vancouver Airport Hotel	178,000
Sheret Andrew Ltd	141,603
SirsiDynix	45,578
Skyline Athletics Inc	65,062

Skyline Athletics Inc.	69,620
Small Talk	42,202
Snow Cap Enterprises	46,507
SOCAN	154,513
Softchoice LP	500,863
Software4Schools.ca	39,333
Soliloquy Solutions	49,061
Soper's Supply Ltd.	32,881
Source Office Furnishings	121,392
South Hill Education Centre	54,730
SPICERS CANADA ULC	508,759
Sportball Vancouver	35,955
St John Ambulance	52,916
Stacey Holloway & Associates Ltd	29,173
Stanley Park Ecology Society	25,611
Stargarden Corporation	134,400
Sterling Fence Co. Ltd.	74,599
Stillwood Camp & Conference Ce	56,267
Strathcona Elem School	37,567
Strathcona Park Lodge	207,800
Strong Nations Publishing Inc.	29,260
STS Tours Inc.	372,368
Summer School Refunds	37,000
Sunlife Financial	30,500
Swing Time Distributors Ltd.	110,650
Swish Maintenance Limited	265,882
Sysco Vancouver	1,114,075
Tapestry Music Ltd.	86,769
Tautz, Lisa	42,000
TC Media Livres Inc.	49,411
Teachers Pension Plan	37,600,406
Techtone Media Inc.	111,535
Telus	419,959
TELUS Communications (B.C.) Inc.	647,551
Telus Communications Company	572,382
Tennis XL Agency Inc.	47,067
THE ARTONA GROUP INC.	74,007
THE FAIRMONT HOTEL VANCOUVER	35,789
The Fairmont Waterfront Hotel	59,329
The Terry Fox Foundation	102,976
The Young Actors Project	28,165
Thirdwave Bus Services	72,454
Timberline Ranch	89,570
Tinkerine Studios Ltd.	29,953

TLD Computers Inc	30,555
TMT-TOTAL MEDIA TECHNOLOGY	28,045
Tobii Dynavox Canada	62,080
Trane Canada	37,600
TransLink	63,327
Transtar Sanitation Supply Ltd	30,275
Uniglobe	26,000
United Library Services	112,332
United Library Services Inc.	58,630
United Pacific Patrol Ltd	126,083
Univar Canada Ltd	50,702
Universal Coach Line Ltd.	48,053
University Neighbourhoods Association	55,251
University of BC	29,760
University of BC - UBC Utilities	34,668
University of Toronto Press	67,512
Valery Black Draperies	52,337
Van City Savings Credit Union	1,543,320
VanCity	1,189,418
Vancouver Aquarium	44,305
Vancouver Board of Parks & Rec	120,929
Vancouver Bullion & Currency	34,872
Vancouver Coastal Health	180,223
Vancouver Community College	92,652
Vancouver Firefighter CPR + FA	32,015
Vancouver Firefighters Community CPR	29,375
Vancouver Foundation	54,221
Vancouver Glass (1990) Ltd.	37,630
Vancouver Island Health Authority	225,199
Vancouver Kidsbooks	58,197
Vancouver Public Education Alliance	49,275
VANCOUVER PUBLIC LIBRARY	69,136
Vancouver School Bus Charters	41,750
VCC Accounts Receivable	41,399
Viking Fire Protection Inc.	82,017
Viking-Alexander Metal Products Ltd	30,427
Visual Education Centre	177,513
Vjel Enterprise Ltd.	32,667
Waste Management	703,237
Water Plan It Irrigation Ltd.	50,440
Wesclean Equipment &	477,091
Wesco	52,648
Western Athletic Ltd.	37,468
Western Campus Resources	240,073

Western Canada IC Bus Inc.	97,832
Western Mechanical Services Ltd	33,495
WESTERN SAFETY PRODUCTS	42,391
Westlab	27,442
Whistler Blackcomb Mountain Resorts	155,931
WIDHH	92,264
Winroc - SPI	36,375
Wolseley Mechanical Group - BC Region	27,246
Work Safe BC	2,414,237
Workplace Resource	34,456
World Book Educational Prod of Canada	209,064
WSP Canada Inc.	36,776
YMCA Camp Elphinstone	92,728
YMCA Camps	35,292
Young Rembrandts	25,932
Total payments to suppliers exceeding \$25,000 each	<u>\$ 239,246,238</u>
Total payments to suppliers less than \$25,000 each	<u>\$ 13,979,147</u>
Total payments for goods and services	<u>\$ 253,225,386</u>

**STATEMENT OF FINANCIAL INFORMATION
EXPLANATION OF DIFFERENCES TO AUDITED FINANCIAL STATEMENTS
FOR THE YEAR ENDED JUNE 30, 2017**

The salaries paid to employees as well as the payments disbursed to suppliers for goods and services and employee benefit premiums are disclosed on the audited financial statements as expenses, net revenues, capitalized costs or changes in accounts receivable and accounts payable.

The differences between the audited financial statements (Statement 2 – Statement of Operations) and the combined totals of the Schedule of Remuneration and Expenses and the Schedule of Payments Made for the Provision of Goods and Services are primarily as follows:


- Amounts reflected in the schedules are prepared on a cash basis, whereas expenditures included on the financial statements are prepared on an accrual basis.
- The list of payments to suppliers may include 100% of the GST/PST paid, whereas the expenditures in the financial statements are shown net of the GST/PST rebate.
- The taxable benefits are included in the Remuneration column of the Schedule of Remuneration and Expenses. The same amount is included in the Schedule of Payments Made for the Provision of Goods and Services for payments made to benefit carriers.
- Payments to suppliers may be reported in the Financial Statements as Prepaid Expenses, Tangible Capital Assets, or Services and Supplies, as appropriate.
- The schedule includes payments for capital purchases, related to the employer portion of benefits (other than CPP and EI) as well as goods and services.
- The schedule does not include accrued expenditures included in services and supplies on the financial statements.



*The Board of Education of School District
No. 39 (Vancouver)*

Financial Statements

July 1, 2016 to June 30, 2017



School District No. 39 (Vancouver)

June 30, 2017

Table of Contents

Management Report	1
Independent Auditors' Report	2-3
Statement of Financial Position - Statement 1	4
Statement of Operations - Statement 2	5
Statement of Changes in Net Financial Assets (Debt) - Statement 4	6
Statement of Cash Flows - Statement 5	7
Notes to the Financial Statements	8-27
Schedule of Changes in Accumulated Surplus (Deficit) by Fund - Schedule 1	28
Schedule of Operating Operations - Schedule 2	29
Schedule 2A - Schedule of Operating Revenue by Source	30
Schedule 2B - Schedule of Operating Expense by Object	31
Schedule 2C - Operating Expense by Function, Program and Object	32
Schedule of Special Purpose Operations - Schedule 3	34
Schedule 3A - Changes in Special Purpose Funds and Expense by Object	35
Schedule of Capital Operations - Schedule 4	38
Schedule 4A - Tangible Capital Assets	39
Schedule 4B - Tangible Capital Assets - Work in Progress	40
Schedule 4C - Deferred Capital Revenue	41
Schedule 4D - Changes in Unspent Deferred Capital Revenue	42

School District No. 39 (Vancouver)

MANAGEMENT REPORT

Version: 3203-2457-9475

Management's Responsibility for the Financial Statements.

The accompanying financial statements of School District No. 39 (Vancouver) have been prepared by management in accordance with the accounting requirements of Section 23.1 of the Budget Transparency and Accountability Act of British Columbia, supplemented by Regulations 257/2010 and 198/2011 issued by the Province of British Columbia Treasury Board, and the integrity and objectivity of these statements are management's responsibility. Management is also responsible for all of the notes to the financial statements and schedules, and for ensuring that this information is consistent, where appropriate, with the information contained in the financial statements.

The preparation of financial statements necessarily involves the use of estimates based on management's judgment particularly when transactions affecting the current accounting period cannot be finalized with certainty until future periods.

Management is also responsible for implementing and maintaining a system of internal controls to provide reasonable assurance that assets are safeguarded, transactions are properly authorized and reliable financial information is produced.

The Board of Education of School District No. 39 (Vancouver) (called the "Board") is responsible for ensuring that management fulfills its responsibilities for financial reporting and internal control and exercises these responsibilities through the Board. The Board reviews internal financial statements on a monthly basis and externally audited financial statements yearly.

The external auditors, Office of the Auditor General, conduct an independent examination, in accordance with Canadian generally accepted auditing standards, and express their opinion on the financial statements. The external auditors have full and free access to financial management of School District No. 39 (Vancouver) and meet when required. The accompanying Independent Auditors' Report outlines their responsibilities, the scope of their examination and their opinion on the School District's financial statements.

On behalf of School District No. 39 (Vancouver)

Signature of the Chairperson of the Board of Education

Sept 25 2017

Date Signed

Signature of the Superintendent

Sept. 25, 2017

Date Signed

Signature of the Secretary Treasurer

Sept 25, 2017

Date Signed



INDEPENDENT AUDITOR'S REPORT

*To the Members of the Board of Education of School District No. 39 (Vancouver), and
To the Minister of Education, Province of British Columbia*

I have audited the accompanying financial statements of School District No. 39 (Vancouver) (“the entity”), which comprise the statement of financial position as at June 30, 2017, and the statements of operations, changes in net financial assets (debt), cash flows for the year then ended, and a summary of significant accounting policies and other explanatory information.

Management's Responsibility for the Financial Statements

Management is responsible for the preparation of these financial statements in accordance with Canadian Public Sector Accounting Standards, and for such internal control as management determines is necessary to enable the preparation of financial statements that are free from material misstatement, whether due to fraud or error.

Auditor's Responsibility

My responsibility is to express an opinion on these financial statements based on my audit. I conducted my audit in accordance with Canadian generally accepted auditing standards. Those standards require that I comply with ethical requirements and plan and perform the audit to obtain reasonable assurance about whether the financial statements are free from material misstatement.

An audit involves performing procedures to obtain audit evidence about the amounts and disclosures in the financial statements. The procedures selected depend on the auditor's judgment, including the assessment of the risks of material misstatement of the financial statements, whether due to fraud or error. In making those risk assessments, the auditor considers internal control relevant to the entity's preparation of the financial statements in order to design audit procedures that are appropriate in the circumstances, but not for the purpose of expressing an opinion on the effectiveness of the entity's internal control. An audit also includes evaluating the appropriateness of accounting policies used and the reasonableness of accounting estimates made by management, as well as evaluating the overall presentation of the financial statements.

In my view, the audit evidence I have obtained is sufficient and appropriate to provide a basis for my qualified audit opinion.

Basis for Qualified Opinion

As described in Note 2 to the financial statements, the entity's accounting treatment for contributions received from governments and for externally restricted contributions received from non-government sources is to initially record them as deferred revenue (a liability) and then recognize revenue in the statement of operations either on the same basis as the related expenditures occur or, in the case of funds for the purchase or construction of capital assets, to recognize revenue on the same basis as the related assets are amortized. The entity was required

to adopt this accounting policy as prescribed by Province of British Columbia Treasury Board Regulation 198/2011.

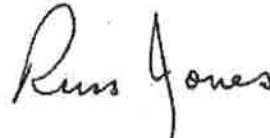
Under Canadian Public Sector Accounting Standards, the entity's method of accounting for contributions is only appropriate in circumstances where the funding meets the definition of a liability. Otherwise, the appropriate accounting treatment is to record contributions as revenue when they are received or receivable. In our opinion certain contributions of the entity do not meet the definition of a liability, and as such the entity's method of accounting for those contributions represents a departure from Canadian Public Sector Accounting Standards.

This departure has existed since the inception of the standard, which applies to periods beginning on or after April 1, 2012. When the cumulative effects of this departure to date are adjusted through opening accumulated surplus, the entity's records indicate that the effects of this departure on the current year financial statements is an overstatement of the liabilities for deferred capital revenue of \$464 million and deferred revenue of \$18 million, an understatement of accumulated surplus of \$398 million, and a current year understatement of revenue of \$84 million. Accordingly, the current year deficit is overstated by \$84 million and net debt is overstated by \$398 million.

Qualified Opinion

In my opinion, except for the effects of the matter described in the Basis for Qualified Opinion paragraph, the financial statements present fairly, in all material respects, the financial position of School District No. 39 (Vancouver) as at June 30, 2017, and the results of its operations, changes in its net financial assets (debt) and its cash flows for the year then ended in accordance with Canadian Public Sector Accounting Standards.

Victoria, British Columbia
September 25, 2017



Russ Jones, FCPA, FCA
Deputy Auditor General



School District No. 39 (Vancouver)

Statement of Financial Position

As at June 30, 2017

	2017 Actual	2016 Actual (Recast)
	\$	\$
Financial Assets		
Cash and Cash Equivalents	142,992,300	132,313,988
Accounts Receivable		
Due from Province - Ministry of Education	1,662,245	17,513,870
Due from Province - Other	370	85,808
Other (Note 3)	3,878,986	1,743,194
Portfolio Investments (Note 4)	2,097,483	2,234,514
Total Financial Assets	<u>150,631,384</u>	<u>153,891,374</u>
Liabilities		
Accounts Payable and Accrued Liabilities		
Other (Note 5)	56,506,646	62,709,859
Unearned Revenue (Note 6)	27,437,512	27,234,477
Deferred Revenue (Note 7)	32,106,259	27,147,918
Deferred Capital Revenue (Note 8)	563,409,184	524,526,394
Employee Future Benefits (Note 9)	24,249,389	22,499,151
Capital Lease Obligations (Note 10)	3,280,406	3,333,309
Other Liabilities	1,895,668	2,116,416
Total Liabilities	<u>708,885,064</u>	<u>669,567,524</u>
Net Financial Assets (Debt)	<u>(558,253,680)</u>	<u>(515,676,150)</u>
Non-Financial Assets		
Tangible Capital Assets (Note 11)	670,097,151	629,451,071
Prepaid Expenses	1,886,605	2,925,683
Supplies Inventory	1,198,449	1,014,731
Total Non-Financial Assets	<u>673,182,205</u>	<u>633,391,485</u>
Accumulated Surplus (Deficit) (Note 16)	<u>114,928,525</u>	<u>117,715,335</u>

Contractual Obligations and Contingencies (Note 13)

Approved by the Board

Signature of the Chairperson of the Board of Education

Sept 25 2017
Date Signed

Signature of the Superintendent

Sept. 25, 2017
Date Signed

Signature of the Secretary Treasurer

Sept. 25, 2017
Date Signed

School District No. 39 (Vancouver)

Statement 2

Statement of Operations
Year Ended June 30, 2017

	2017 Budget	2017 Actual	2016 Actual (Recast)
	\$	\$	\$
Revenues			
Provincial Grants			
Ministry of Education	481,874,799	490,806,986	488,209,451
Other	7,162,244	5,122,282	5,621,635
Federal Grants	1,680,517	2,179,441	2,035,012
Tuition	28,176,141	28,789,020	24,718,785
Other Revenue	39,761,846	39,579,668	37,272,328
Rentals and Leases	5,424,266	5,482,619	5,123,513
Investment Income	1,600,592	1,516,605	1,676,693
Amortization of Deferred Capital Revenue	14,454,811	14,925,760	13,916,287
Total Revenue	580,135,216	588,402,381	578,573,704
Expenses			
Instruction	482,578,889	477,143,251	484,695,956
District Administration	18,640,657	19,047,483	18,190,367
Operations and Maintenance	86,998,494	92,093,160	92,298,058
Transportation and Housing	2,838,545	2,768,448	2,745,115
Debt Services	84,988	136,849	
Total Expense	591,141,573	591,189,191	597,929,496
Surplus (Deficit) for the year	(11,006,357)	(2,786,810)	(19,355,792)
Accumulated Surplus (Deficit) from Operations, beginning of year		117,715,335	137,071,127
Accumulated Surplus (Deficit) from Operations, end of year		114,928,525	117,715,335

School District No. 39 (Vancouver)

Statement 4

Statement of Changes in Net Financial Assets (Debt)

Year Ended June 30, 2017

	2017 Budget	2017 Actual	2016 Actual (Recast)
	\$	\$	\$
Surplus (Deficit) for the year	(11,006,357)	(2,786,810)	(19,355,792)
Effect of change in Tangible Capital Assets			
Acquisition of Tangible Capital Assets	(66,464,040)	(63,051,454)	(69,772,367)
Amortization of Tangible Capital Assets	21,707,635	22,405,374	21,322,585
Net carrying value of Tangible Capital Assets disposed of			3,105,564
Total Effect of change in Tangible Capital Assets	(44,756,405)	(40,646,080)	(45,344,218)
Acquisition of Prepaid Expenses		(2,711,231)	(1,802,222)
Use of Prepaid Expenses		3,750,309	1,152,081
Acquisition of Supplies Inventory		(2,199,096)	(42,145,730)
Use of Supplies Inventory		2,015,378	42,195,323
Total Effect of change in Other Non-Financial Assets	-	855,360	(600,548)
(Increase) Decrease in Net Financial Assets (Debt), before Net Remeasurement Gains (Losses)	(55,762,762)	(42,577,530)	(65,300,558)
Net Remeasurement Gains (Losses)			
(Increase) Decrease in Net Financial Assets (Debt)		(42,577,530)	(65,300,558)
Net Financial Assets (Debt), beginning of year		(515,676,150)	(450,375,592)
Net Financial Assets (Debt), end of year		(558,253,680)	(515,676,150)

School District No. 39 (Vancouver)

Statement 5

Statement of Cash Flows
Year Ended June 30, 2017

	2017 Actual	2016 Actual (Recast)
	\$	\$
Operating Transactions		
Surplus (Deficit) for the year	(2,786,810)	(19,355,792)
Changes in Non-Cash Working Capital		
Decrease (Increase)		
Accounts Receivable	13,801,268	(8,945,079)
Supplies Inventories	(183,719)	49,593
Prepaid Expenses	1,039,078	(650,141)
Increase (Decrease)		
Accounts Payable and Accrued Liabilities	(6,203,213)	13,953,109
Unearned Revenue	203,035	3,866,772
Deferred Revenue	4,958,341	(295,099)
Employee Future Benefits	1,750,238	2,057,947
Other Liabilities	(220,747)	82,458
Amortization of Tangible Capital Assets	22,405,374	21,322,585
Amortization of Deferred Capital Revenue	(14,925,760)	(13,916,287)
Total Operating Transactions	<u>19,837,085</u>	<u>(1,829,934)</u>
Capital Transactions		
Tangible Capital Assets Purchased	(4,839,107)	(5,130,807)
Tangible Capital Assets -WIP Purchased	(56,264,912)	(75,787,978)
Sale and Leaseback of Equipment \ Capital lease (non cash)	(609,518)	4,707,374
Insurance claim	(548,307)	
Total Capital Transactions	<u>(62,261,844)</u>	<u>(76,211,411)</u>
Financing Transactions		
Capital Revenue Received	54,356,857	74,963,699
Capital Lease Payments	(1,390,817)	(995,516)
Total Financing Transactions	<u>52,966,040</u>	<u>73,968,183</u>
Investing Transactions		
Investments in Portfolio Investments	137,031	(207,212)
Total Investing Transactions	<u>137,031</u>	<u>(207,212)</u>
Net Increase (Decrease) in Cash and Cash Equivalents	<u>10,678,312</u>	<u>(4,280,374)</u>
Cash and Cash Equivalents, beginning of year	<u>132,313,988</u>	<u>136,594,362</u>
Cash and Cash Equivalents, end of year	<u>142,992,300</u>	<u>132,313,988</u>
Cash and Cash Equivalents, end of year, is made up of:		
Cash	<u>142,992,300</u>	<u>132,313,988</u>
	<u>142,992,300</u>	<u>132,313,988</u>
Supplementary Cash Flow Information		

SCHOOL DISTRICT No. 39 (Vancouver)
NOTES TO FINANCIAL STATEMENTS FOR THE YEAR
ENDED JUNE 30, 2017

1 Authority and Purpose

The School District, established on April 12, 1946, operates under authority of the *School Act* of British Columbia as a corporation under the name of "The Board of Education of School District No. 39 (Vancouver)", and operates as "School District No. 39 (Vancouver)." A board of education (Board) elected for a four-year term governs the School District, except as noted in Note 19 Subsequent Events. The School District provides educational programs to students enrolled in schools in the district, and is principally funded by the Province of British Columbia through the Ministry of Education. School District No. 39 is exempt from federal and provincial income taxes.

2 Summary of Significant Accounting Policies

a) Basis of Accounting

These financial statements have been prepared in accordance with Section 23.1 of the *Budget Transparency and Accountability Act of the Province of British Columbia*. This Section requires that the financial statements be prepared in accordance with Canadian public sector accounting standards except in regard to the accounting for government transfers as set out in Notes 2(f) and 2(n).

In November 2011, Treasury Board provided a directive through Restricted Contributions Regulation 198/2011 providing direction for the reporting of restricted contributions whether they are received or receivable by the School District before or after this regulation was in effect.

As noted in notes 2(f) and 2(n), Section 23.1 of the *Budget Transparency and Accountability Act* and its related regulations require the School District to recognize non-capital restricted contributions into revenue in the fiscal period in which the restriction the contribution is subject to is met and require the School District to recognize government transfers for the acquisition of capital assets into revenue on the same basis as the related amortization expense. Canadian public sector accounting standards would require these contributions, if they are government transfers, to be recognized into revenue immediately when received unless they contain a stipulation that meets the definition of a liability.

b) Cash and Cash Equivalents

Cash and cash equivalents include cash and securities that are readily convertible to known amounts of cash and that are subject to an insignificant risk of change in value. These cash equivalents generally have a maturity of three months or less at acquisition and are held for the purpose of meeting short-term cash commitments rather than for investing.

c) Accounts Receivable

Accounts receivable are measured at amortized cost and shown net of allowance for doubtful accounts.

SCHOOL DISTRICT No. 39 (Vancouver)
NOTES TO FINANCIAL STATEMENTS FOR THE YEAR
ENDED JUNE 30, 2017

d) Portfolio Investments

The School District has investments in Guaranteed Investment Certificates (“GIC’s”), term deposits and bonds that have a period to maturity of greater than three months at the time of acquisition. These investments are not quoted in an active market and are reported at amortized cost, and the associated transaction costs are added to the carrying value of these investments upon initial recognition. Transaction costs are incremental costs directly attributable to the acquisition or issuance of a financial asset.

e) Unearned Revenue

Unearned revenue includes tuition fees received for courses to be delivered in future periods and receipt of proceeds for services or products to be delivered in a future period. Revenue will be recognized in that future period when the courses, services, or products are provided.

f) Deferred Revenue and Deferred Capital Revenue

Deferred revenue includes contributions received with stipulations that meet the description of restricted contributions in the Restricted Contributions Regulation 198/2011 issued by Treasury Board. When restrictions are met, deferred revenue is recognized as revenue in the fiscal year in a manner consistent with the circumstances and evidence used to support the initial recognition of the contributions received as a liability, as detailed in Note 2(n).

Funding received for the acquisition of depreciable tangible capital assets is recorded as deferred capital revenue and amortized to revenue in the statement of operations over the life of the asset acquired. This accounting treatment is not consistent with the requirements of Canadian public sector accounting standards which require that government transfers be recognized as revenue when approved by the transferor and eligibility criteria have been met, unless the transfer contains a stipulation that creates a liability, in which case the transfer is recognized as revenue over the period that the liability is extinguished.

g) Employee Future Benefits

i) Post-employment benefits

The School District provides certain post-employment benefits, including vested and non-vested benefits, for certain employees pursuant to certain contracts and union agreements. The School District accrues its obligations and related costs, including both vested and non-vested benefits under employee future benefit plans. Benefits include vested sick leave, accumulating non-vested sick leave, early retirement, retirement/severance, vacation, overtime and death benefits. The benefits cost is actuarially determined using the projected unit credit method pro-rated on service and using management’s best estimate of expected salary escalation, termination rates, retirement rates and mortality. The discount rate used to measure obligations is based on the cost of borrowing. The cumulative unrecognized actuarial gains and losses are amortized over the expected average remaining service lifetime of active employees covered under the plan.

SCHOOL DISTRICT No. 39 (Vancouver)
NOTES TO FINANCIAL STATEMENTS FOR THE YEAR
ENDED JUNE 30, 2017

The most recent valuation of the obligation was performed at March 31, 2016 and projected to March 31, 2019. The next valuation will be performed at March 31, 2019 for use at June 30, 2019. For the purposes of determining the financial position of the plans and the employee future benefit costs, a measurement date of March 31 was adopted for all periods subsequent to July 1, 2004.

ii) Pension Plans

The School District and its employees make contributions to the Teachers' Pension Plan and Municipal Pension Plan. The plans are multi-employer plans where assets and obligations are not separated. The costs are expensed as incurred.

h) Tangible Capital Assets

- Tangible capital assets acquired or constructed are recorded at cost which includes amounts that are directly related to the acquisition, design, construction, development, improvement or betterment of the assets. Cost also includes overhead directly attributable to construction, as well as interest costs that are directly attributable to the acquisition or construction of the asset.
- Donated tangible capital assets are recorded at their fair market value on the date of donation, except in circumstances where fair value cannot be reasonably determined in which case the assets are recognized at nominal value. Transfers of capital assets from related parties are recorded at carrying value.
- Work-in-progress is recorded as an addition to the applicable asset class at substantial completion.
- Tangible capital assets are written down to residual value when conditions indicate they no longer contribute to the ability of the School District to provide services or when the value of future economic benefits associated with the sites and buildings are less than their net book value. The write-downs are accounted for as expenses in the Statement of Operations.
- Buildings that are demolished or destroyed are written-off.
- Works of art, historic assets and other intangible assets are not recorded as assets in these financial statements.
- The cost, less residual value, of tangible capital assets (excluding sites), is amortized on a straight-line basis over the estimated useful life of the asset. It is management's responsibility to determine the appropriate useful lives for tangible capital assets. These useful lives are reviewed on a regular basis or if significant events indicate the need to revise.

Estimated useful life is as follows:

Buildings	40 years
Furniture & Equipment	10 years
Vehicles	10 years
Computer Software	5 years
Computer Hardware	5 years

SCHOOL DISTRICT No. 39 (Vancouver)
NOTES TO FINANCIAL STATEMENTS FOR THE YEAR
ENDED JUNE 30, 2017

i) Asset Retirement Obligations

Liabilities are recognized for statutory, contractual or legal obligations associated with the retirement of tangible capital assets when those obligations result from the acquisition, construction, development or normal operation of the assets. The obligations are measured initially at fair value, determined using present value methodology, and the resulting costs capitalized into the carrying amount of the related tangible capital asset. In subsequent periods, the liability is adjusted for accretion and any changes in the amount or timing of the underlying future cash flows. The capitalized asset retirement cost is amortized on the same basis as the related asset and accretion expense is included in the Statement of Operations.

j) Capital Leases

Leases that, from the point of view of the lessee, transfer substantially all the benefits and risks incident to ownership of the property to the School District are considered capital leases. These are accounted for as an asset and an obligation. Capital lease obligations are recorded at the present value of the minimum lease payments excluding executory costs, e.g., insurance or maintenance costs. The discount rate used to determine the present value of the lease payments is the lower of the School District's rate for incremental borrowing or the interest rate implicit in the lease.

All other leases are accounted for as operating leases and the related payments are charged to expenses as incurred.

k) Prepaid Expenses

Prepaid annual maintenance contracts, prepaid rent, membership dues, and medical benefit plan surplus are included as a prepaid expense and stated at acquisition cost, and are charged to expense over the periods expected to benefit from it.

l) Supplies Inventory

Supplies inventory held for consumption or use are recorded at the lower of historical cost and replacement cost.

m) Funds and Reserves

Certain amounts, as approved by the Board, are set aside in accumulated surplus for future operating and capital purposes. Transfers to and from funds and reserves are an adjustment to the respective fund when approved.

n) Revenue Recognition

Revenues are recognized in the period in which the transactions or events occurred that gave rise to the revenues. All revenues are recorded on an accrual basis, except when the accruals cannot be determined with a reasonable degree of certainty or when their estimation is impracticable.

SCHOOL DISTRICT No. 39 (Vancouver)
NOTES TO FINANCIAL STATEMENTS FOR THE YEAR
ENDED JUNE 30, 2017

Contributions received, or where eligibility criteria have been met, are recognized as revenue except where the contribution meets the criteria for deferral as described below. Eligibility criteria are the criteria that the School District has to meet in order to receive the contributions, including authorization by the transferring government.

For contributions subject to a legislative or contractual stipulation or restriction as to their use, revenue is recognized as follows:

- non-capital contributions for specific purposes are recorded as deferred revenue and recognized as revenue in the year related expenses are incurred;
- contributions restricted for site acquisitions are recorded as revenue when the sites are purchased; and
- contributions restricted for tangible capital assets acquisitions other than sites are recorded as deferred capital revenue and amortized over the useful life of the related assets.

Donated tangible capital assets other than sites are recorded at fair market value and amortized over the useful lives of the assets. Donated sites are recorded as revenue at fair market value when received.

The accounting treatment for restricted contributions is not consistent with the requirements of Canadian public sector accounting standards which require that governments transfers be recognized as revenue when approved by the transferor and eligibility criteria have been met, unless the transfer contains a stipulation that meets the criteria for liability recognition, in which case the transfer is recognized over the period that the liability is extinguished.

Revenue related to fees or services received in advance of the fee being earned or the service is performed is deferred and recognized when the fee is earned or service performed.

Investment income is reported in the period earned. When required by the funding party or related Act, investment income earned on deferred revenue is added to the deferred revenue balance.

o) Expenses

Expenses are reported on an accrual basis. The cost of all goods consumed and services received during the year is expensed.

Categories of Salaries

- Principals, Vice-Principals, and Directors of Instruction employed under an administrative officer contract are categorized as Principals and Vice-Principals.
- The Superintendent, Assistant Superintendent, Secretary-Treasurer, Trustees and other employees excluded from union contracts are categorized as Other Professionals.

Allocation of Costs

- Operating expenses are reported by function, program, and object. Whenever possible, expenditures are determined by actual identification. Additional costs pertaining to specific

SCHOOL DISTRICT No. 39 (Vancouver)
NOTES TO FINANCIAL STATEMENTS FOR THE YEAR
ENDED JUNE 30, 2017

instructional programs, such as special and aboriginal education, are allocated to these programs. All other costs are allocated to related programs.

- Actual salaries of personnel assigned to two or more functions or programs are allocated based on the time spent in each function and program. School-based clerical salaries are allocated to school administration and partially to other programs to which they may be assigned. Principals' and Vice-Principals' salaries are allocated to school administration and may be partially allocated to other programs to recognize their other responsibilities.
- Employee benefits and allowances are allocated to the same programs, and in the same proportions, as the individual's salary.
- Supplies and services are allocated based on actual program identification.

p) Financial Instruments

A contract establishing a financial instrument creates, at its inception, rights and obligations to receive or deliver economic benefits. The financial assets and financial liabilities portray these rights and obligations in the financial statements. The School District recognizes a financial instrument when it becomes a party to a financial instrument contract.

Financial instruments consist of cash and cash equivalents, portfolio investments, accounts receivable, accounts payable and other current liabilities.

Except for portfolio investments in equity instruments quoted in an active market, or items designated by management, that are recorded at fair value, all financial assets and liabilities are recorded at cost or amortized cost and the associated transaction costs are added to the carrying value of these investments upon initial recognition. Transaction costs are incremental costs directly attributable to the acquisition or issue of a financial asset or a financial liability. The School District has not invested in any equity instruments that are actively quoted in the market and has not designated any financial instruments to be recorded at fair value. The School District has no instruments in the fair value category.

For financial instruments measured using amortized cost, the effective interest rate method is used to determine interest revenue or expense. Interest and dividends attributable to financial instruments are reported in the statement of operations.

Unless otherwise noted, it is management's opinion that the School District is not exposed to significant interest, currency or credit risks arising from its financial instruments. The fair values of these financial instruments approximate their carrying value, unless otherwise noted.

All financial assets except derivatives are tested annually for impairment. When financial assets are impaired, impairment losses are recorded in the statement of operations. A write-down of a portfolio investment to reflect a loss in value is not reversed for a subsequent increase in value.

SCHOOL DISTRICT No. 39 (Vancouver)
NOTES TO FINANCIAL STATEMENTS FOR THE YEAR
ENDED JUNE 30, 2017

q) Measurement Uncertainty

Preparation of financial statements in accordance with the basis of accounting described in Note 2(a) requires management to make estimates and assumptions that impact reported amounts of assets and liabilities at the date of the financial statements and revenues and expenses during the reporting periods. Significant areas requiring the use of management estimates relate to the potential impairment of assets, liabilities for contaminated sites, rates for amortization and estimated employee future benefits. Actual results could differ from those estimates.

r) Liability for Contaminated Sites

Contaminated sites are a result of contamination being introduced into air, soil, water or sediment of a chemical, organic or radioactive material or live organism that exceeds an environmental standard. The liability is recorded net of any expected recoveries. A liability for remediation of contaminated sites is recognized when a site is not in productive use and all the following criteria are met:

- an environmental standard exists;
- contamination exceeds the environmental standard;
- the School district:
 - is directly responsible; or
 - accepts responsibility;
- it is expected that future economic benefits will be given up; and
- a reasonable estimate of the amount can be made.

The liability is recognized as management's estimate of the cost of post-remediation including operation, maintenance and monitoring that are an integral part of the remediation strategy for a contaminated site.

3 Other Receivables

	<u>30-Jun-17</u>	<u>30-Jun-16</u>
Due from Federal Government	\$ 496,764	\$ 353,152
Due from Municipalities	1,308,274	265,083
Due from Other School Districts	61,158	48,097
Rentals and Leases	399,661	377,059
Other Receivables	1,956,225	1,037,562
Allowance for Doubtful Accounts	(343,096)	(337,759)
Total	<u>\$ 3,878,986</u>	<u>\$ 1,743,194</u>

SCHOOL DISTRICT No. 39 (Vancouver)
NOTES TO FINANCIAL STATEMENTS FOR THE YEAR
ENDED JUNE 30, 2017

4 Portfolio Investments

GIC's and term deposits included in portfolio investments are held with local banking institutions and earn average interest at 1.06% (2016 – 0.98%). Senior government bonds held earn average interest at 2.27% (2016 - 2.30%).

	<u>30-Jun-17</u>	<u>30-Jun-16</u>
GIC's	\$ 533,622	\$ 660,450
Term deposits	577,983	576,244
Senior Government Bonds	985,878	997,820
	<u>\$ 2,097,483</u>	<u>\$ 2,234,514</u>

5 Accounts Payable and Accrued Liabilities – Other

	<u>30-Jun-17</u>	<u>30-Jun-16</u>
Accrued vacation pay	\$ 8,673,273	\$ 9,676,757
Other	9,690,934	11,695,156
Salaries and benefits payable	29,419,016	24,764,055
Trade payables	8,723,423	16,573,891
	<u>\$ 56,506,646</u>	<u>\$ 62,709,859</u>

6 Unearned Revenue

	<u>30-Jun-17</u>	<u>30-Jun-16</u>
Balance, beginning of year	\$ 27,234,477	\$ 23,367,705
Amounts received		
Tuition fees	24,777,246	25,004,882
Rental/Lease of facilities	4,862,555	4,888,883
Other	114,815	114,315
	<u>\$ 29,754,616</u>	<u>\$ 30,008,080</u>
Amounts earned		
Tuition fees	24,678,397	21,086,470
Rental/Lease of facilities	4,730,764	4,850,830
Other	142,420	204,008
	<u>\$ 29,551,581</u>	<u>\$ 26,141,308</u>
Net changes for the year	<u>\$ 203,035</u>	<u>\$ 3,866,772</u>
Balance, end of year	<u>\$ 27,437,512</u>	<u>\$ 27,234,477</u>

SCHOOL DISTRICT No. 39 (Vancouver)
NOTES TO FINANCIAL STATEMENTS FOR THE YEAR
ENDED JUNE 30, 2017

7 Deferred Revenue

Deferred revenue includes unspent grants and contributions received that meet the description of a restricted contribution in the Restricted Contributions Regulation 198/2011 issued by Treasury Board, i.e., the stipulations associated with those grants and contributions have not yet been fulfilled.

	30-Jun-17	30-Jun-16
Deferred revenue, beginning of year	\$ 27,147,918	\$ 27,454,668
Increase		
Provincial Grants - Ministry of Education	39,010,825	34,004,962
Provincial Grants - Other	6,958,531	3,391,939
Other	33,104,557	32,986,883
Investment Income	449,718	548,232
	79,523,631	70,932,016
Decrease		
Allocated to Revenue	74,021,595	71,238,766
Recoveries	113,488	-
Transfer to Capital	430,207	-
	74,565,290	71,238,766
Deferred revenue, end of year	\$ 32,106,259	\$ 27,147,918

8 Deferred Capital Revenue

Deferred Capital Revenue (DCR) includes grants and contributions received that are restricted by the contributor for the acquisition of tangible capital assets that meet the description of a restricted contribution in Regulation 198/2011 issued by the Treasury Board. Once spent, the contributions are amortized into revenue over the life of the asset acquired.

SCHOOL DISTRICT No. 39 (Vancouver)
NOTES TO FINANCIAL STATEMENTS FOR THE YEAR
ENDED JUNE 30, 2017

	30-Jun-17	30-Jun-16
DCR, Completed Projects:	\$ 393,183,982	\$ 402,374,515
Increases		
Transfers from DCR, WIP	86,070,449	4,725,754
Other Capital Additions	2,606	-
	86,073,055	4,725,754
Decreases		
Amortization - ByLaw Capital	14,547,128	13,547,316
Amortization - Other Provincial Capital	197,422	197,292
Amortization - Other Capital	181,210	171,679
	14,925,760	13,916,287
Balance, end of year	\$ 464,331,277	\$ 393,183,982
DCR, Work in Progress (WIP)		
Balance, beginning of year	\$ 128,484,923	\$ 63,936,438
Increases		
Transfers from DR – spent funds	56,264,912	69,274,239
Decreases		
Transfers to DCR – completed projects	86,070,449	4,725,754
Balance, end of year	\$ 98,679,386	\$ 128,484,923
Balance DCR Completed Projects and WIP, end of year	\$ 563,010,663	\$ 521,668,905
DCR, Unspent		
Balance, beginning of year	\$ 2,857,489	\$ 3,670,116
Increases		
Provincial Grants – Ministry of Education	54,924,119	74,919,157
Other	2,930,450	-
Investment Income	97,631	56,194
	57,952,200	74,975,351
Decreases		
Transferred to DCR, WIP	56,264,912	69,274,239
Insurance netted with expenditure	548,307	-
Other Capital Additions Transferred to DCR	2,606	-
Transfer to income statement for AFG projects	3,595,343	6,513,739
	60,411,168	75,787,978
Balance, DCR, Unspent, end of year	\$ 398,521	\$ 2,857,489
Total Deferred Capital Revenue	\$ 563,409,184	\$ 524,526,394

SCHOOL DISTRICT No. 39 (Vancouver)
NOTES TO FINANCIAL STATEMENTS FOR THE YEAR
ENDED JUNE 30, 2017

9 Employee Future Benefits

Benefits include vested sick leave, accumulating non-vested sick leave, early retirement, retirement/severance, vacation, overtime and death benefits. Funding is provided when the benefits are paid and accordingly, there are no plan assets. Although no plan assets are uniquely identified, the School District has provided for the payment of these benefits.

	30-Jun-17	30-Jun-16
Reconciliation of Accrued Benefit Obligation		
Accrued Benefit Obligation – April 1	\$ 29,561,323	\$ 31,086,802
Service Cost	1,916,884	2,111,512
Interest Cost	756,255	722,732
Benefit Payments	(1,856,361)	(1,344,558)
Actuarial (Gain) Loss	(1,224,459)	(3,015,165)
Accrued Benefit Obligation – March 31	\$ 29,153,642	\$ 29,561,323
Reconciliation of Funded Status at End of Fiscal Year		
Accrued Benefit Obligation - March 31	\$ 29,153,642	\$ 29,561,323
Market Value of Plan Assets - March 31	-	-
Funded Status - Deficit	29,153,642	29,561,323
Employer Contributions After Measurement Date	(1,081,814)	(1,165,600)
Benefits Expense After Measurement Date	682,984	668,285
Unamortized Net Actuarial Loss	(4,505,420)	(6,564,858)
Accrued Benefit Liability - June 30	\$ 24,249,389	\$ 22,499,151
Reconciliation of Change in Accrued Benefit Liability		
Accrued Benefit Liability - July 1	\$ 22,499,150	\$ 20,441,203
Net Expense for Fiscal Year	3,522,816	3,895,774
Employer Contributions	(1,772,575)	(1,837,827)
Accrued Benefit Liability - June 30	\$ 24,249,389	\$ 22,499,151
Components of Net Benefit Expense		
Service Cost - June 30	\$ 1,914,392	\$ 2,062,855
Interest Cost - June 30	773,446	731,113
Amortization of Net Actuarial (Gain)/Loss	834,978	1,101,807
Net Benefit Expense (Income)	\$ 3,522,816	\$ 3,895,775

SCHOOL DISTRICT No. 39 (Vancouver)
NOTES TO FINANCIAL STATEMENTS FOR THE YEAR
ENDED JUNE 30, 2017

Assumptions		
Discount Rate - April 1	2.50%	2.25%
Discount Rate - March 31	2.75%	2.50%
Long Term Salary Growth - April 1	2.50% + seniority	2.50% + seniority
Long Term Salary Growth - March 31	2.50% + seniority	2.50% + seniority
EARSL - March 31	11.3	11.3

10 Capital Lease Obligations

Repayments are due as follows:

	<u>30-Jun-17</u>	<u>30-Jun-16</u>
2017	\$ -	\$ 1,636,263
2018	2,034,675	1,530,262
2019	706,418	194,740
2020	655,429	194,740
2021	104,721	39,960
	<u>\$ 3,501,243</u>	<u>\$ 3,595,965</u>
<i>Interest portion - ranging from 2.5% to 8.8%</i>	<i>(220,837)</i>	<i>(262,656)</i>
Total	<u>\$ 3,280,406</u>	<u>\$ 3,333,309</u>

SCHOOL DISTRICT No. 39 (Vancouver)
NOTES TO FINANCIAL STATEMENTS FOR THE YEAR
ENDED JUNE 30, 2017

11 Tangible Capital Asset

2017

Cost	July 1, 2016	Additions	Disposals	Transfers	June 30, 2017
Sites	\$ 20,848,131	\$ -	\$ -	\$ -	\$ 20,848,131
Buildings	763,549,193	2,477,653	-	85,750,728	851,777,574
Buildings – WIP	128,290,333	55,899,826	-	(85,750,728)	98,439,431
Furniture & Equipment	15,035,943	970,437	(1,055,840)	319,721	15,270,261
Furniture & Equipment - WIP	194,590	365,086	-	(319,721)	239,955
Vehicles	1,824,734	222,749	(144,568)	-	1,902,915
Computer Software	1,257,460	1,683,767	(258,868)	-	2,682,359
Computer Hardware	11,553,765	1,431,936	(569,806)	-	12,415,895
Total	\$ 942,554,149	\$ 63,051,454	\$ (2,029,082)	\$ -	\$ 1,003,576,521

Accumulated Amortization	July 1, 2016	Amortization	Disposals	June 30, 2017
Buildings	\$ 299,466,318	\$ 17,912,732	\$ -	\$ 317,379,050
Furniture & Equipment	6,849,859	1,515,310	1,055,840	7,309,329
Vehicles	870,240	186,382	144,568	912,054
Computer Software	506,880	393,982	258,868	641,994
Computer Hardware	5,409,781	2,396,968	569,806	7,236,943
Total	\$ 313,103,078	\$ 22,405,374	\$ 2,029,082	\$ 333,479,370

2016

Cost	July 1, 2015	Additions	Disposals	Transfers	June 30, 2016
Sites	\$ 20,848,131	\$ -	\$ -	\$ -	\$ 20,848,131
Buildings	757,341,934	1,481,505	-	4,725,754	763,549,193
Buildings – WIP	69,975,659	63,040,428	-	(4,725,754)	128,290,333
Furniture & Equipment	16,082,120	2,155,514	(3,201,691)	-	15,035,943
Furniture & Equipment - WIP	54,353	140,237	-	-	194,590
Vehicles	1,935,886	181,718	(292,870)	-	1,824,734
Computer Software	1,113,759	291,938	(148,237)	-	1,257,460
Computer Hardware	12,968,973	2,481,027	(3,896,235)	-	11,553,765
Total	\$ 880,320,815	\$ 69,772,367	\$ (7,539,033)	\$ -	\$ 942,554,149

Accumulated Amortization	July 1, 2015	Amortization	Disposals	June 30, 2016
Buildings	\$ 282,550,214	\$ 16,916,104	\$ -	\$ 299,466,318
Furniture & Equipment	7,435,992	1,556,590	2,142,723	6,849,859
Vehicles	975,079	188,031	292,870	870,240
Computer Software	417,995	237,122	148,237	506,880
Computer Hardware	4,834,682	2,424,738	1,849,638	5,409,782
Total	\$ 296,213,962	\$ 21,322,585	\$ 4,433,468	\$ 313,103,079

Net Book Value	June 30, 2017	June 30, 2016
Sites	\$ 20,848,131	\$ 20,848,131
Buildings	534,398,524	464,082,875
Buildings - WIP	98,439,431	128,290,333
Furniture & Equipment	7,960,932	8,186,084
Furniture & Equipment - WIP	239,954	194,590
Vehicles	990,861	954,494
Computer Software	2,040,365	750,580
Computer Hardware	5,178,952	6,143,983
Total	\$ 670,097,151	\$ 629,451,071

SCHOOL DISTRICT No. 39 (Vancouver)
NOTES TO FINANCIAL STATEMENTS FOR THE YEAR
ENDED JUNE 30, 2017

As at June 30, 2017, there was work in progress of \$98,679,385 (\$128,484,923 in 2016) included in Buildings and Furniture & Equipment and not being amortized. Amortization of these assets will commence when the asset is put into service.

Included within tangible capital assets purchases is \$1,952,924 (2016: \$1,460,895) of assets acquired through capital lease

12 Employee Pension Plans

The school district and its employees contribute to the Teachers' Pension Plan and Municipal Pension Plan (jointly trustee pension plans). The boards of trustees for these plans, representing plan members and employers, are responsible for administering the pension plans, including investing assets and administering benefits. The plans are multi-employer defined benefit pension plans. Basic pension benefits are based on a formula. As at December 31, 2015, the Teachers' Pension Plan had about 45,000 active members and approximately 36,000 retired members. As of December 31, 2015, the Municipal Pension Plan had about 189,000 active members, including approximately 24,000 from school districts.

Every three years, an actuarial valuation is performed to assess the financial position of the plans and adequacy of plan funding. The actuary determines an appropriate combined employer and member contribution rate to fund the plans. The actuary's calculated contribution rate is based on the entry-age normal cost method, which produces the long-term rate of member and employer contributions sufficient to provide benefits for average future entrants to the plans. This rate is then adjusted to the extent there is amortization of any funding deficit.

The most recent actuarial valuation of the Teachers' Pension Plan as at December 31, 2014, indicated a \$449 million surplus for basic pension benefits on a going concern basis.

The most recent actuarial valuation for the Municipal Pension Plan as at December 31, 2015, indicated a \$2,224 million funding deficit for basic pension benefits on a going concern basis.

The School District paid \$45,342,216 (2016 - \$51,243,594) for employer contributions to these plans in the year ended June 30, 2017.

The next valuation for the Teachers' Pension Plan will be as at December 31, 2017, with results available in 2018. The next valuation for the Municipal Pension Plan will be as at December 31, 2018, with results available in 2019.

Employers participating in the plans record their pension expense as the amount of employer contributions made during the fiscal year (defined contribution pension plan accounting). This is because the plans record accrued liabilities and accrued assets for each plan in aggregate, resulting in no consistent and reliable basis for allocating the obligation, assets and cost to individual employers participating in the plans.

SCHOOL DISTRICT No. 39 (Vancouver)
NOTES TO FINANCIAL STATEMENTS FOR THE YEAR
ENDED JUNE 30, 2017

13 Commitments and Contingencies

The School District has entered into a number of multiple-year contracts for the delivery of services and the construction of tangible capital assets. These contractual obligations will become liabilities in the future when the terms of the contracts are met.

	2018	2019	2020	2021	2022
Approved Capital Projects					
- Unperformed portion	\$ 32,571,738	\$ -	\$ -	\$ -	\$ -
Future operating lease payments	1,052,890	672,447	327,128	139,377	50,616
	\$ 33,624,628	\$ 672,447	\$ 327,128	\$ 139,377	\$ 50,616

14 Budget Figures

Budget figures included in the financial statements are audited. The figures reflect the amended annual budget approved by the Board on February 27, 2017. The District has elected to present the amended annual budget as it reflects a budget based on funding as a result of final enrollment numbers versus estimated annual projections.

	Amended Budget	Annual Budget
Ministry Operating Grant Funded FTE's		
School-Age	49,931	49,954
Adult	316	384
Other	1,751	1,765
Total Ministry Operating Grant Funded FTE's	51,998	52,103

SCHOOL DISTRICT No. 39 (Vancouver)
NOTES TO FINANCIAL STATEMENTS FOR THE YEAR
ENDED JUNE 30, 2017

	<u>Amended Budget</u>	<u>Annual Budget</u>
Revenues		
Provincial Grants		
Ministry of Education	\$ 481,874,799	\$ 478,931,596
Other	7,162,244	4,760,015
Municipal Grants Spent on Sites		
Federal Grants	1,680,517	1,680,517
Tuition	28,176,141	25,618,991
Other Revenue	39,761,846	36,176,032
Rentals and Leases	5,424,266	5,586,954
Investment Income	1,600,592	1,560,913
Amortization of Deferred Capital Revenue	14,454,811	15,709,504
Total Revenue	\$ 580,135,216	\$ 570,024,522
Expenses		
Instruction	\$ 482,578,889	\$ 477,306,137
District Administration	18,640,657	15,920,736
Operations and Maintenance	86,998,494	85,526,503
Transportation and Housing	2,838,545	3,024,059
Debt Services	84,988	70,628
Total Expense	\$ 591,141,573	\$ 581,848,063
Net Revenue (Expense), before Endowment Contributions	\$ (11,006,357)	\$ (11,823,541)
Net Revenue (Expense)	\$ (11,006,357)	\$ (11,823,541)
Budgeted Allocation (Retirement) of Surplus (Deficit)	\$ 7,794,525	\$ 9,309,841
Budgeted Reduction of Unfunded Employee Future Benefits	(132,764)	(132,764)
Budgeted Surplus (Deficit), for the year	\$ (3,344,596)	\$ (2,646,464)
Budgeted Surplus (Deficit), for the year comprised of		
Capital Fund Surplus (Deficit)	\$ (3,344,596)	\$ (2,646,464)
Budgeted Surplus (Deficit), for the year	\$ (3,344,596)	\$ (2,646,464)

SCHOOL DISTRICT No. 39 (Vancouver)
NOTES TO FINANCIAL STATEMENTS FOR THE YEAR
ENDED JUNE 30, 2017

15 Expense by Object

	<u>30-Jun-17</u>	<u>30-Jun-16</u>
Amortization	\$ 22,405,374	\$ 21,322,584
Interest	138,325	15,626
Salaries and benefits	486,531,159	494,928,701
Services and supplies	82,114,334	81,662,585
	<u>\$ 591,189,191</u>	<u>\$ 597,929,496</u>

16 Accumulated Surplus

	<u>30-Jun-17</u>	<u>30-Jun-16</u>
Invested in Capital Assets	\$ 104,845,739	\$ 104,449,350
Local Capital Fund	128,454	2,981,808
Capital Fund Balance	<u>\$ 104,974,193</u>	<u>\$ 107,431,158</u>
External Commitments		
Donated Funds for School Programs	\$ 2,634,891	\$ 2,335,270
Distributed Learning Funding for Courses in Progress	196,880	367,056
	<u>2,831,771</u>	<u>2,702,326</u>
Internal Commitments		
Student Learning Grant	\$ 2,603,509	\$ -
School Budget Balances	1,026,581	-
Funds Required to Complete Projects in Progress	1,851,463	-
Repayment of Prior Year's Unrestricted Deficit	27,741	-
	<u>5,509,294</u>	<u>-</u>
Restricted by Board Resolution		
Prior Year Unrestricted to Fund Next Year's Budget	-	\$ 734,061
Current year Surplus to Fund Next Year's Budget	-	7,824,402
	<u>\$ -</u>	<u>\$ 8,558,463</u>
Unrestricted Operating Surplus	2,457,116	-
Unfunded Accrued Employee Benefits	(843,847)	(976,611)
Accumulated Surplus	<u>\$ 114,928,525</u>	<u>\$ 117,715,335</u>

SCHOOL DISTRICT No. 39 (Vancouver)
NOTES TO FINANCIAL STATEMENTS FOR THE YEAR
ENDED JUNE 30, 2017

17 Interfund Transfers

Interfund Transfers between operating, special purpose and capital funds for the year were as follows:

- \$100,420 from special purpose to capital for capital assets purchased
- \$ 307,914 from local capital to operating for MyEd BC
- \$2,137,188 from operating to capital for capital lease payments
- \$1,983,271 from operating to capital for capital assets purchased

18 Recast of June 30, 2016 Statements

The School District has made a retroactive adjustment to the prior year financial statements as follows:

	Previously Reported	Adjustment	Recast
Provincial Grants - Ministry of Education	\$ 481,695,713	6,513,738	\$ 488,209,451
Other Revenue	37,384,240	(111,912)	37,272,328
Amortization of Deferred Capital Revenue	13,726,211	190,076	13,916,287
Operations and Maintenance	85,594,244	6,703,814	92,298,058
Surplus (Deficit) for the year	(19,243,880)	(301,988)	(19,545,868)
Accumulated Surplus (Deficit) from Operations, end of year	117,827,247	(111,912)	117,715,335
Net Financial Assets (Debt)	(528,361,627)	12,685,477	(515,676,150)

19 Subsequent Events

On October 16, 2016, the Lieutenant Governor, by and with the advice and consent of the Executive Council, ordered the appointment of an Official Trustee in accordance with Section 172 of the *School Act*. Pursuant to Section 172 (2), on the appointment of an official trustee to conduct the affairs of a school district, the trustees of the school district cease to hold office.

On August 3, 2017, the Lieutenant Governor, by and with the advice and consent of the Executive Council, ordered that:

- (a) A by-election be held in School District No. 39 (Vancouver) in accordance with the *School Act* and,
- (b) The Office Trustee is removed as official trustee on the later of November 1, 2017 or the date on which at least 3 trustees elected in the by election take office in accordance with Section 50 (3) of the *School Act*.

Subsequent to these Orders in Council, a by election was called to be held on October 14, 2017.

SCHOOL DISTRICT No. 39 (Vancouver)
NOTES TO FINANCIAL STATEMENTS FOR THE YEAR
ENDED JUNE 30, 2017

The Ministry of Education had advised that once the new Board is elected and the Official Trustee role is concluded, the Official Trustee will serve to assist the new Board's transition, in a new capacity of Special Advisor as provided for under Section 171.1 of the *School Act*.

An estimate of the financial effect of these events cannot reasonably be made.

20 Economic Dependence

The operations of the School District are dependent on continued funding from the Ministry of Education and various governmental agencies to carry out its programs. These financial statements have been prepared on a going concern basis.

21 Related Party Transactions

The School District is related through common control to all Province of British Columbia ministries, agencies, school districts, health authorities, colleges, universities, and crown corporations. Transactions with these entities, unless disclosed separately, are considered to be in the normal course of operations and are recorded at the exchange amount.

22 Risk Management

The School District has exposure to the following risks from its use of financial instruments: credit risk, market risk and liquidity risk.

The Board ensures that the School District has identified its risks and ensures that management monitors and controls them.

a) Credit risk

Credit risk is the risk of financial loss to an institution if a customer or counterparty to a financial instrument fails to meet its contractual obligations. Such risks arise principally from certain financial assets held consisting of cash, amounts receivable and investments. The School District is exposed to credit risk in the event of non-performance by a borrower. This risk is mitigated as most amounts receivable are due from the Province and are collectible.

It is management's opinion that the School District is not exposed to significant credit risk associated with its cash deposits and investments as they are held by recognized British Columbia institutions and the School District invests solely in guaranteed investment certificates, term deposits, Senior Government Bonds and the Central Deposit Program of BC.

SCHOOL DISTRICT No. 39 (Vancouver)
NOTES TO FINANCIAL STATEMENTS FOR THE YEAR
ENDED JUNE 30, 2017

b) Market risk

Market risk is the risk that the fair value or future cash flows of a financial instrument will fluctuate because of changes in market prices. Market risk is comprised of currency risk and interest rate risk.

Currency risk is the risk that the fair value or future cash flows of a financial instrument will fluctuate because of changes in the foreign exchange rates. It is management's opinion that the School District is not exposed to significant currency risk, as amounts held and purchases made in foreign currency are insignificant.

Interest rate risk is the risk that the fair value or future cash flows of a financial instrument will fluctuate because of changes in the market interest rates. The School District is exposed to interest rate risk through its investments. It is management's opinion that the School District is not exposed to significant interest rate risk because it invests solely in guaranteed investment certificates, term deposits, and Senior Government Bonds.

c) Liquidity risk

Liquidity risk is the risk that the School District will not be able to meet its financial obligations as they become due.

The School District manages liquidity risk by continually monitoring actual and forecasted cash flows from operations and anticipated investing activities to ensure, as far as possible, that it will always have sufficient liquidity to meet its liabilities when due, under both normal and stressed conditions, without incurring unacceptable losses or risking damage to the School District's reputation.

Risk management and insurance services for all School Districts in British Columbia are provided by the Risk Management Branch of the Ministry of Finance.

School District No. 39 (Vancouver)

Schedule of Changes in Accumulated Surplus (Deficit) by Fund
Year Ended June 30, 2017

Schedule 1 (Unaudited)

	Operating Fund	Special Purpose Fund	Capital Fund	2017 Actual	2016 Actual (Recast)
	\$	\$	\$	\$	\$
Accumulated Surplus (Deficit), beginning of year	10,284,177		107,431,158	117,715,335	137,071,127
Changes for the year					
Surplus (Deficit) for the year	3,482,703	100,420	(6,369,933)	(2,786,810)	(19,355,792)
Interfund Transfers					
Tangible Capital Assets Purchased	(1,983,271)	(100,420)	2,083,691	-	
Local Capital	307,914		(307,914)	-	
Other	(2,137,188)		2,137,188	-	
Net Changes for the year	(329,842)	-	(2,456,968)	(2,786,810)	(19,355,792)
Accumulated Surplus (Deficit), end of year - Statement 2	9,954,335	-	104,974,190	114,928,525	117,715,335

School District No. 39 (Vancouver)

Schedule 2 (Unaudited)

Schedule of Operating Operations

Year Ended June 30, 2017

	2017 Budget	2017 Actual	2016 Actual (Recast)
	\$	\$	\$
Revenues			
Provincial Grants			
Ministry of Education	447,649,971	450,599,833	448,036,127
Other	25,937	62,249	63,132
Federal Grants	1,680,517	2,179,441	2,035,012
Tuition	28,176,141	28,789,020	24,718,785
Other Revenue	5,383,405	7,097,658	5,229,423
Rentals and Leases	4,430,519	4,458,619	4,146,434
Investment Income	1,380,309	1,338,162	1,428,485
Total Revenue	488,726,799	494,524,982	485,657,398
Expenses			
Instruction	410,137,513	406,497,625	416,315,204
District Administration	17,991,088	18,324,059	17,413,402
Operations and Maintenance	62,627,140	63,452,147	63,624,073
Transportation and Housing	2,838,545	2,768,448	2,745,115
Total Expense	493,594,286	491,042,279	500,097,794
Operating Surplus (Deficit) for the year	(4,867,487)	3,482,703	(14,440,396)
Budgeted Appropriation (Retirement) of Surplus (Deficit)	7,794,525		
Budgeted Reduction of Unfunded Accrued Employee Future Benefits	(132,764)		
Net Transfers (to) from other funds			
Tangible Capital Assets Purchased	(1,967,306)	(1,983,271)	(3,451,224)
Local Capital	379,207	307,914	447,793
Other	(1,206,175)	(2,137,188)	2,110,048
Total Net Transfers	(2,794,274)	(3,812,545)	(893,383)
Total Operating Surplus (Deficit), for the year	-	(329,842)	(15,333,779)
Operating Surplus (Deficit), beginning of year		10,284,177	25,617,956
Operating Surplus (Deficit), end of year		9,954,335	10,284,177
Operating Surplus (Deficit), end of year			
Internally Restricted		8,341,066	11,260,788
Unrestricted		2,457,116	
Unfunded Accrued Employee Future Benefits		(843,847)	(976,611)
Total Operating Surplus (Deficit), end of year		9,954,335	10,284,177

School District No. 39 (Vancouver)

Schedule 2A (Unaudited)

Schedule of Operating Revenue by Source
Year Ended June 30, 2017

	2017 Budget	2017 Actual	2016 Actual (Recast)
	\$	\$	\$
Provincial Grants - Ministry of Education			
Operating Grant, Ministry of Education	436,856,096	436,895,013	438,858,794
Other Ministry of Education Grants			
Pay Equity	7,294,124	7,294,124	7,294,124
Funding for Graduated Adults	753,139	772,681	952,405
Transportation Supplement	53,423	53,423	
Economic Stability Dividend	293,862	274,751	383,534
Return of Administrative Savings	2,251,318	2,251,318	
Carbon Tax Grant	481,814	393,393	420,113
Student Learning Grant		2,603,509	
Foundation Skills Assessment	41,621	41,621	44,207
Teachers On Call Prepayment		9,100	82,950
Reduced Funding Expected from Updated Enrolment Projections for Adult Educatio	(392,926)		
Shoulder Tappers Grant	17,500	10,900	
Total Provincial Grants - Ministry of Education	447,649,971	450,599,833	448,036,127
Provincial Grants - Other	25,937	62,249	63,132
Federal Grants	1,680,517	2,179,441	2,035,012
Tuition			
Summer School Fees	1,403,363	1,357,950	1,030,014
Continuing Education	1,049,149	1,146,670	986,266
International and Out of Province Students	25,723,629	26,284,400	22,702,505
Total Tuition	28,176,141	28,789,020	24,718,785
Other Revenues			
Miscellaneous			
Miscellaneous Income	3,746,496	5,447,525	3,759,445
Instructional Cafeteria	1,460,879	1,309,467	1,274,637
Miscellaneous Grants	176,030	340,666	195,341
Total Other Revenue	5,383,405	7,097,658	5,229,423
Rentals and Leases	4,430,519	4,458,619	4,146,434
Investment Income	1,380,309	1,338,162	1,428,485
Total Operating Revenue	488,726,799	494,524,982	485,657,398

School District No. 39 (Vancouver)

Schedule 2B (Unaudited)

Schedule of Operating Expense by Object
Year Ended June 30, 2017

	2017 Budget	2017 Actual	2016 Actual (Recast)
	\$	\$	\$
Salaries			
Teachers	230,091,486	227,389,065	229,640,527
Principals and Vice Principals	21,772,970	22,001,986	22,241,638
Educational Assistants	35,977,033	35,327,138	37,039,699
Support Staff	52,722,493	53,333,106	54,847,296
Other Professionals	9,399,397	9,466,644	9,432,632
Substitutes	8,499,504	9,683,974	9,931,653
Total Salaries	358,462,883	357,201,913	363,133,445
Employee Benefits	94,576,837	94,064,654	99,464,327
Total Salaries and Benefits	453,039,720	451,266,567	462,597,772
Services and Supplies			
Services	13,391,442	13,300,014	13,003,878
Student Transportation	2,827,160	2,773,828	2,813,434
Professional Development and Travel	908,434	887,914	1,132,680
Rentals and Leases	2,230,438	2,089,416	1,440,570
Dues and Fees	864,157	976,961	653,544
Insurance	1,317,714	1,339,951	1,020,698
Interest	41,159	1,476	15,624
Supplies	10,483,291	9,814,245	10,261,238
Utilities	8,490,771	8,591,907	7,158,356
Total Services and Supplies	40,554,566	39,775,712	37,500,022
Total Operating Expense	493,594,286	491,042,279	500,097,794

School District No. 39 (Vancouver)

Schedule 2C (Unaudited)

Operating Expense by Function, Program and Object

Year Ended June 30, 2017

	Teachers Salaries	Principals and Vice Principals Salaries	Educational Assistants Salaries	Support Staff Salaries	Other Professionals Salaries	Substitutes Salaries	Total Salaries
	\$	\$	\$	\$	\$	\$	\$
1 Instruction							
1.02 Regular Instruction	170,419,278		2,182,680	4,618,776	392,512	7,568,783	185,182,029
1.03 Career Programs	600,469	59,348	125,265	128,976	125,523	25,059	1,064,640
1.07 Library Services	5,330,127	768,966	16,710	234,607	130	259,781	6,610,321
1.08 Counselling	8,566,047	494,502	93,056	94,731	366,160	205,551	9,820,047
1.10 Special Education	21,782,058	2,073,810	29,361,481	150,685	40,842	737,772	54,146,648
1.30 English Language Learning	11,083,722	1,737,948	2,017,864	394,826	160,108	405,425	15,799,893
1.31 Aboriginal Education	627,996	196,577	1,113,425	92,566	776	22,575	2,053,915
1.41 School Administration	22	15,117,691	15,864	10,494,059	3,003	29,895	25,660,534
1.60 Summer School	1,974,595	282,605	179,702	401,092	3,544	4,703	2,846,241
1.62 International and Out of Province Students	7,004,751		161,772	508,803	378,219	212,336	8,265,881
1.64 Other				2,375			2,375
Total Function 1	227,389,065	20,731,447	35,267,819	17,121,496	1,470,817	9,471,880	311,452,524
4 District Administration							
4.11 Educational Administration		1,270,539	11,075	332,203	1,823,885	21,505	3,459,207
4.40 School District Governance				60,017	186,432		246,449
4.41 Business Administration			33,232	3,007,873	3,515,688	2,091	6,558,884
Total Function 4	-	1,270,539	44,307	3,400,093	5,526,005	23,596	10,264,540
5 Operations and Maintenance							
5.41 Operations and Maintenance Administration			13,216	1,383,906	1,544,954	144,023	3,086,099
5.50 Maintenance Operations			1,796	28,208,510	770,159	44,475	29,024,940
5.52 Maintenance of Grounds				3,173,942	154,709		3,328,651
5.56 Utilities				1,721			1,721
Total Function 5	-	-	15,012	32,768,079	2,469,822	188,498	35,441,411
7 Transportation and Housing							
7.70 Student Transportation				43,438			43,438
Total Function 7	-	-	-	43,438	-	-	43,438
9 Debt Services							
Total Function 9	-	-	-	-	-	-	-
Total Functions 1 - 9	227,389,065	22,001,986	35,327,138	53,333,106	9,466,644	9,683,974	357,201,913

School District No. 39 (Vancouver)

Operating Expense by Function, Program and Object

Year Ended June 30, 2017

Schedule 2C (Unaudited)

	Total Salaries	Employee Benefits	Total Salaries and Benefits	Services and Supplies	2017 Actual	2017 Budget	2016 Actual (Recast)
	\$	\$	\$	\$	\$	\$	\$
1 Instruction							
1.02 Regular Instruction	185,182,029	48,832,733	234,014,762	8,095,785	242,110,547	243,469,749	241,874,243
1.03 Career Programs	1,064,640	285,364	1,350,004	140,864	1,490,868	1,470,570	1,961,829
1.07 Library Services	6,610,321	1,750,016	8,360,337	698,629	9,058,966	9,244,461	9,657,215
1.08 Counselling	9,820,047	2,622,134	12,442,181	75,294	12,517,475	12,858,475	13,071,605
1.10 Special Education	54,146,648	15,275,407	69,422,055	844,160	70,266,215	72,712,516	73,188,589
1.30 English Language Learning	15,799,893	4,239,423	20,039,316	222,651	20,261,967	19,353,823	21,005,957
1.31 Aboriginal Education	2,053,915	575,779	2,629,694	189,585	2,819,279	2,829,220	2,633,947
1.41 School Administration	25,660,534	6,445,675	32,106,209	132,494	32,238,703	32,139,258	37,318,185
1.60 Summer School	2,846,241	763,813	3,610,054	179,018	3,789,072	3,925,947	3,654,241
1.62 International and Out of Province Students	8,265,881	2,227,994	10,493,875	1,438,012	11,931,887	12,133,494	11,949,393
1.64 Other	2,375	519	2,894	9,752	12,646		
Total Function 1	311,452,524	83,018,857	394,471,381	12,026,244	406,497,625	410,137,513	416,315,204
4 District Administration							
4.11 Educational Administration	3,459,207	791,709	4,250,916	1,441,310	5,692,226	5,567,690	5,414,392
4.40 School District Governance	246,449	47,109	293,558	335,593	629,151	689,769	721,402
4.41 Business Administration	6,558,884	1,639,329	8,198,213	3,804,469	12,002,682	11,733,629	11,277,608
Total Function 4	10,264,540	2,478,147	12,742,687	5,581,372	18,324,059	17,991,088	17,413,402
5 Operations and Maintenance							
5.41 Operations and Maintenance Administration	3,086,099	814,428	3,900,527	2,018,304	5,918,831	5,927,689	6,494,940
5.50 Maintenance Operations	29,024,940	7,009,225	36,034,165	7,532,910	43,567,075	43,180,608	45,117,608
5.52 Maintenance of Grounds	3,328,651	730,801	4,059,452	1,181,011	5,240,463	5,198,891	5,049,718
5.56 Utilities	1,721	349	2,070	8,723,708	8,725,778	8,319,952	6,961,807
Total Function 5	35,441,411	8,554,803	43,996,214	19,455,933	63,452,147	62,627,140	63,624,073
7 Transportation and Housing							
7.70 Student Transportation	43,438	12,847	56,285	2,712,163	2,768,448	2,838,545	2,745,115
Total Function 7	43,438	12,847	56,285	2,712,163	2,768,448	2,838,545	2,745,115
9 Debt Services							
Total Function 9	-	-	-	-	-	-	-
Total Functions 1 - 9	357,201,913	94,064,654	451,266,567	39,775,712	491,042,279	493,594,286	500,097,794

School District No. 39 (Vancouver)

Schedule 3 (Unaudited)

Schedule of Special Purpose Operations

Year Ended June 30, 2017

	2017 Budget	2017 Actual	2016 Actual (Recast)
	\$	\$	\$
Revenues			
Provincial Grants			
Ministry of Education	34,224,828	36,611,810	33,659,586
Other	7,136,307	5,060,033	5,558,503
Other Revenue	34,160,202	32,210,968	31,801,612
Investment Income	151,655	138,784	219,065
Total Revenue	<u>75,672,992</u>	<u>74,021,595</u>	<u>71,238,766</u>
Expenses			
Instruction	72,441,376	70,645,626	68,380,752
District Administration	649,569	723,424	776,965
Operations and Maintenance	2,370,823	2,552,125	618,542
Total Expense	<u>75,461,768</u>	<u>73,921,175</u>	<u>69,776,259</u>
Special Purpose Surplus (Deficit) for the year	<u>211,224</u>	<u>100,420</u>	<u>1,462,507</u>
Net Transfers (to) from other funds			
Tangible Capital Assets Purchased	(211,224)	(100,420)	(1,462,507)
Total Net Transfers	<u>(211,224)</u>	<u>(100,420)</u>	<u>(1,462,507)</u>
Total Special Purpose Surplus (Deficit) for the year	<u>-</u>	<u>-</u>	<u>-</u>
Special Purpose Surplus (Deficit), beginning of year			
Special Purpose Surplus (Deficit), end of year		<u>-</u>	<u>-</u>

School District No. 39 (Vancouver)

Changes in Special Purpose Funds and Expense by Object

Year Ended June 30, 2017

Schedule 3A (Unaudited)

	Annual Facility Grant	Learning Improvement Fund	Aboriginal Education Technology	Special Education Equipment	Scholarships and Bursaries	Service Delivery Transformation	Special Education Technology	School Generated Funds	Strong Start
	\$	\$	\$	\$	\$	\$	\$	\$	\$
Deferred Revenue, beginning of year	-	-	10,734	102,157	1,051,570	-	1,581,813	9,730,955	47,026
Transfer to Operating	-	-	-	-	-	-	-	-	-
Deferred Revenue, beginning of year, as restated	-	-	10,734	102,157	1,051,570	-	1,581,813	9,730,955	47,026
Add: Restricted Grants									
Provincial Grants - Ministry of Education	2,128,486	9,006,405					7,490,681		612,663
Provincial Grants - Other									
Other					4,844		23,327	28,181,662	
Investment Income	9,867		176	1,405	9,238		36,914	128,917	3,496
	2,138,353	9,006,405	176	1,405	14,082	-	7,550,922	28,310,579	616,159
Less: Allocated to Revenue									
Recovered	2,138,353	9,006,405	-	44,286	111,248	-	7,554,492	27,926,864	596,352
Transfer to Capital									
Deferred Revenue, end of year	-	-	10,910	59,276	954,404	-	1,578,243	10,114,670	66,833
Revenues									
Provincial Grants - Ministry of Education	2,128,486	9,006,405		44,286			7,554,235		596,352
Provincial Grants - Other									
Other Revenue					111,248		257	27,797,947	
Investment Income	9,867							128,917	
	2,138,353	9,006,405	-	44,286	111,248	-	7,554,492	27,926,864	596,352
Expenses									
Salaries									
Teachers		6,093,640					1,602,464		
Principals and Vice Principals							157,076		
Educational Assistants		1,391,983							423,789
Support Staff	1,026,221	48,798		10,431	1,678		962,261	27,342	12,333
Other Professionals							86,049		
Substitutes		1,169					2,762		
	1,026,221	7,535,590	-	10,431	1,678	-	2,810,612	27,342	436,122
Employee Benefits	472,529	1,470,815		2,190	353		774,632	4,593	121,107
Services and Supplies	639,603			31,665	109,217		3,967,594	27,753,231	34,477
	2,138,353	9,006,405	-	44,286	111,248	-	7,552,838	27,785,166	591,706
Net Revenue (Expense) before Interfund Transfers	-	-	-	-	-	-	1,654	141,698	4,646
Interfund Transfers									
Tangible Capital Assets Purchased							(1,654)	(141,698)	(4,646)
							(1,654)	(141,698)	(4,646)
Net Revenue (Expense)	-	-	-	-	-	-	-	-	-

School District No. 39 (Vancouver)

Changes in Special Purpose Funds and Expense by Object
Year Ended June 30, 2017

Schedule 3A (Unaudited)

	Ready, Set, Learn	OLEP	CommunityLINK	Rural Education Enhancement Fund	Coding and Curriculum Implementation	Priority Measures	CLINK Other	PRP	ERAC
	\$	\$	\$	\$	\$	\$	\$	\$	\$
Deferred Revenue, beginning of year	28,493	221,171	336,686	-	-	-	848,438	148,170	790,963
Transfer to Operating									
Deferred Revenue, beginning of year, as restated	28,493	221,171	336,686	-	-	-	848,438	148,170	790,963
Add: Restricted Grants									
Provincial Grants - Ministry of Education	220,500	670,905	8,942,473		294,922	4,443,600		2,067,391	1,075,000
Provincial Grants - Other									
Other		1,955							
Investment Income	1,463	5,190	11,466		1,170		946,138		1,936,867
	221,963	678,050	8,953,939	-	296,092	4,443,600	13,135	2,562	25,333
Less: Allocated to Revenue									
Recovered	217,637	760,296	8,720,325	-	916	3,221,098	1,197,196	2,069,953	3,037,200
Transfer to Capital								113,488	2,561,715
Deferred Revenue, end of year	32,819	138,925	570,300	-	295,176	1,222,502	610,515	132,279	1,266,448
Revenues									
Provincial Grants - Ministry of Education	217,637	760,296	8,720,325		916	3,221,098		1,972,356	494,377
Provincial Grants - Other									
Other Revenue							1,197,196		2,067,338
Investment Income									
	217,637	760,296	8,720,325	-	916	3,221,098	1,197,196	1,972,356	2,561,715
Expenses									
Salaries									
Teachers		90,098	537,217			2,323,516		1,265,639	
Principals and Vice Principals			64,174						
Educational Assistants	1,728	1,949	2,775,240				255	129,076	
Support Staff	37,765	1,404	1,237,897				695,519	51,434	138,522
Other Professionals			1,151,054					7,972	95,033
Substitutes	2,811	51,286	40,071		747	235,338		41,386	
	42,304	144,737	5,805,653	-	747	2,558,854	695,774	1,495,507	233,555
Employee Benefits	11,829	36,070	1,445,967		169	662,244	50,215	383,165	57,299
Services and Supplies	163,504	527,282	1,468,705				451,207	92,263	2,270,861
	217,637	708,089	8,720,325	-	916	3,221,098	1,197,196	1,970,935	2,561,715
Net Revenue (Expense) before Interfund Transfers	-	52,207	-	-	-	-	-	1,421	-
Interfund Transfers									
Tangible Capital Assets Purchased		(52,207)						(1,421)	
		(52,207)						(1,421)	
Net Revenue (Expense)	-	-	-	-	-	-	-	-	-

School District No. 39 (Vancouver)

Changes in Special Purpose Funds and Expense by Object
Year Ended June 30, 2017

Schedule 3A (Unaudited)

	CAYA	Assistive Technology AT-BC	PRCVI	Settlement Workers In Schools	Miscellaneous	TOTAL
	\$	\$	\$	\$	\$	\$
Deferred Revenue, beginning of year	3,866,967	6,876,644	303,502	450,795	763,485	27,159,569
Transfer to Operating					(11,651)	(11,651)
Deferred Revenue, beginning of year, as restated	3,866,967	6,876,644	303,502	450,795	751,834	27,147,918
Add: Restricted Grants						
Provincial Grants - Ministry of Education			2,057,799			39,010,825
Provincial Grants - Other	4,000,000	2,706,882		490	251,159	6,958,531
Other	500	1,193,950	9,632	174,945	630,737	33,104,557
Investment Income	67,263	113,305	4,575	8,299	5,944	449,718
	4,067,763	4,014,137	2,072,006	183,734	887,840	79,523,631
Less: Allocated to Revenue						
Recovered	2,180,098	3,508,552	1,895,041	133,921	274,444	74,021,595
Transfer to Capital						113,488
Deferred Revenue, end of year	5,754,632	7,382,229	480,467	500,608	935,023	32,106,259
Revenues						
Provincial Grants - Ministry of Education			1,895,041			36,611,810
Provincial Grants - Other	2,180,098	3,134,752		59,381	(314,198)	5,060,033
Other Revenue		373,800		74,540	588,642	32,210,968
Investment Income						138,784
	2,180,098	3,508,552	1,895,041	133,921	274,444	74,021,595
Expenses						
Salaries						
Teachers			136,528		6,399	12,055,501
Principals and Vice Principals						221,250
Educational Assistants				5,088	17,561	4,746,669
Support Staff	350,734	556,500	667,302	56,487	46,137	5,928,765
Other Professionals	201,546	745,799	102,946	439		2,390,838
Substitutes					5,839	381,409
	552,280	1,302,299	906,776	62,014	75,936	25,724,432
Employee Benefits	159,570	322,215	246,967	11,057	14,120	6,247,106
Services and Supplies	1,468,248	1,882,151	741,298	56,751	291,580	41,949,637
	2,180,098	3,506,665	1,895,041	129,822	381,636	73,921,175
Net Revenue (Expense) before Interfund Transfers	-	1,887	-	4,099	(107,192)	100,420
Interfund Transfers						
Tangible Capital Assets Purchased		(1,887)		(4,099)	107,192	(100,420)
		(1,887)		(4,099)	107,192	(100,420)
Net Revenue (Expense)	-	-	-	-	-	-

School District No. 39 (Vancouver)

Schedule 4 (Unaudited)

Schedule of Capital Operations

Year Ended June 30, 2017

	2017 Budget	2017 Actual			2016 Actual (Recast)
		Invested in Tangible Capital Assets	Local Capital	Fund Balance	
	\$	\$	\$	\$	\$
Revenues					
Provincial Grants					
Ministry of Education		3,595,343		3,595,343	6,513,738
Other Revenue	218,239		271,042	271,042	241,293
Rentals and Leases	993,747		1,024,000	1,024,000	977,079
Investment Income	68,628		39,659	39,659	29,143
Amortization of Deferred Capital Revenue	14,454,811	14,925,760		14,925,760	13,916,287
Total Revenue	15,735,425	18,521,103	1,334,701	19,855,804	21,677,540
Expenses					
Operations and Maintenance	292,896	3,595,343	88,171	3,683,514	6,732,858
Amortization of Tangible Capital Assets					
Operations and Maintenance	21,707,635	22,405,374		22,405,374	21,322,585
Debt Services					
Capital Lease Interest	84,988		136,849	136,849	
Total Expense	22,085,519	26,000,717	225,020	26,225,737	28,055,443
Capital Surplus (Deficit) for the year	(6,350,094)	(7,479,614)	1,109,681	(6,369,933)	(6,377,903)
Net Transfers (to) from other funds					
Tangible Capital Assets Purchased	2,178,530	2,083,691		2,083,691	4,913,731
Local Capital	(379,207)		(307,914)	(307,914)	(447,793)
Capital Lease Payment	1,206,175		2,137,188	2,137,188	995,516
Sale and Leaseback				-	(3,105,564)
Total Net Transfers	3,005,498	2,083,691	1,829,274	3,912,965	2,355,890
Other Adjustments to Fund Balances					
Tangible Capital Assets Purchased from Local Capital		2,752,810	(2,752,810)	-	
Principal Payment					
Capital Lease		2,000,335	(2,000,335)	-	
Fund Balance Corrections		1,039,288	(1,039,288)	-	
Total Other Adjustments to Fund Balances		5,792,433	(5,792,433)	-	
Total Capital Surplus (Deficit) for the year	(3,344,596)	396,510	(2,853,478)	(2,456,968)	(4,022,013)
Capital Surplus (Deficit), beginning of year		104,449,350	2,981,808	107,431,158	111,453,171
Capital Surplus (Deficit), end of year		104,845,860	128,330	104,974,190	107,431,158

School District No. 39 (Vancouver)

Tangible Capital Assets
Year Ended June 30, 2017

Schedule 4A (Unaudited)

	Sites	Buildings	Furniture and Equipment	Vehicles	Computer Software	Computer Hardware	Total
	\$	\$	\$	\$	\$	\$	\$
Cost, beginning of year	20,848,131	763,549,193	15,035,943	1,824,734	1,257,460	11,553,765	814,069,226
Changes for the Year							
Increase:							
Purchases from:							
Deferred Capital Revenue - Other			2,606				2,606
Operating Fund			787,510	127,887	159,461	908,413	1,983,271
Special Purpose Funds		(275,157)	180,321	94,862	5,489	94,905	100,420
Local Capital		2,752,810					2,752,810
Capital leases					1,518,817	428,618	1,947,435
Transferred from Work in Progress		85,750,728	319,721				86,070,449
		88,228,381	1,290,158	222,749	1,683,767	1,431,936	92,856,991
Decrease:							
Deemed Disposals			1,055,840	144,568	258,868	569,806	2,029,082
			1,055,840	144,568	258,868	569,806	2,029,082
Cost, end of year	20,848,131	851,777,574	15,270,261	1,902,915	2,682,359	12,415,895	904,897,135
Work in Progress, end of year		98,439,431	239,955				98,679,386
Cost and Work in Progress, end of year	20,848,131	950,217,005	15,510,216	1,902,915	2,682,359	12,415,895	1,003,576,521
Accumulated Amortization, beginning of year		299,276,242	6,849,859	870,240	506,880	5,409,781	312,913,002
Prior Period Adjustments							
Transfer to income statement for AFG projects		190,076					190,076
Accumulated Amortization, beginning of year, as restated		299,466,318	6,849,859	870,240	506,880	5,409,781	313,103,078
Changes for the Year							
Increase: Amortization for the Year		17,912,732	1,515,310	186,382	393,982	2,396,968	22,405,374
Decrease:							
Deemed Disposals			1,055,840	144,568	258,868	569,806	2,029,082
			1,055,840	144,568	258,868	569,806	2,029,082
Accumulated Amortization, end of year		317,379,050	7,309,329	912,054	641,994	7,236,943	333,479,370
Tangible Capital Assets - Net	20,848,131	632,837,955	8,200,887	990,861	2,040,365	5,178,952	670,097,151

School District No. 39 (Vancouver)

Schedule 4B (Unaudited)

Tangible Capital Assets - Work in Progress

Year Ended June 30, 2017

	Buildings	Furniture and Equipment	Computer Software	Computer Hardware	Total
	\$	\$	\$	\$	\$
Work in Progress, beginning of year	140,897,646	194,590	-	-	141,092,236
Prior Period Adjustments					
Transfer to income statement for AFG projects	(12,607,313)				(12,607,313)
Work in Progress, beginning of year, as restated	<u>128,290,333</u>	<u>194,590</u>	<u>-</u>	<u>-</u>	<u>128,484,923</u>
Changes for the Year					
Increase:					
Deferred Capital Revenue - Bylaw	49,924,875	365,086			50,289,961
Deferred Capital Revenue - Other	5,974,951				5,974,951
	<u>55,899,826</u>	<u>365,086</u>	<u>-</u>	<u>-</u>	<u>56,264,912</u>
Decrease:					
Transferred to Tangible Capital Assets	85,750,728	319,721			86,070,449
	<u>85,750,728</u>	<u>319,721</u>	<u>-</u>	<u>-</u>	<u>86,070,449</u>
Net Changes for the Year	<u>(29,850,902)</u>	<u>45,365</u>	<u>-</u>	<u>-</u>	<u>(29,805,537)</u>
Work in Progress, end of year	<u><u>98,439,431</u></u>	<u><u>239,955</u></u>	<u><u>-</u></u>	<u><u>-</u></u>	<u><u>98,679,386</u></u>

School District No. 39 (Vancouver)

Schedule 4C (Unaudited)

Deferred Capital Revenue

Year Ended June 30, 2017

	Bylaw Capital	Other Provincial	Other Capital	Total Capital
	\$	\$	\$	\$
Deferred Capital Revenue, beginning of year	372,821,096	6,732,844	13,820,118	393,374,058
Prior Period Adjustments				
Transfer to income statement for AFG projects	(190,076)			(190,076)
Deferred Capital Revenue, beginning of year, as restated	372,631,020	6,732,844	13,820,118	393,183,982
Changes for the Year				
Increase:				
Transferred from Deferred Revenue - Capital Additions		2,606		2,606
Transferred from Work in Progress	85,307,952		762,497	86,070,449
	85,307,952	2,606	762,497	86,073,055
Decrease:				
Amortization of Deferred Capital Revenue	14,547,128	197,422	181,210	14,925,760
	14,547,128	197,422	181,210	14,925,760
Net Changes for the Year	70,760,824	(194,816)	581,287	71,147,295
Deferred Capital Revenue, end of year	443,391,844	6,538,028	14,401,405	464,331,277
Work in Progress, beginning of year	140,079,682	1,012,554		141,092,236
Prior Period Adjustments				
Transfer to income statement for AFG projects	(12,607,313)			(12,607,313)
Work in Progress, beginning of year, as restated	127,472,369	1,012,554	-	128,484,923
Changes for the Year				
Increase				
Transferred from Deferred Revenue - Work in Progress	50,289,961	3,173,953	2,800,998	56,264,912
Transferred from Other Provincial - Work in Progress	720,765	(720,765)		-
	51,010,726	2,453,188	2,800,998	56,264,912
Decrease				
Transferred to Deferred Capital Revenue	85,307,952		762,497	86,070,449
	85,307,952	-	762,497	86,070,449
Net Changes for the Year	(34,297,226)	2,453,188	2,038,501	(29,805,537)
Work in Progress, end of year	93,175,143	3,465,742	2,038,501	98,679,386
Total Deferred Capital Revenue, end of year	536,566,987	10,003,770	16,439,906	563,010,663

School District No. 39 (Vancouver)

Schedule 4D (Unaudited)

Changes in Unspent Deferred Capital Revenue

Year Ended June 30, 2017

	Bylaw Capital	MEd Restricted Capital	Other Provincial Capital	Land Capital	Other Capital	Total
	\$	\$	\$	\$	\$	\$
Balance, beginning of year	232,469	2,501,457				2,733,926
Prior Period Adjustments						
City of Vancouver Daycare projects moved from Operating Surplus					123,563	123,563
Balance, beginning of year, as restated	232,469	2,501,457	-	-	123,563	2,857,489
Changes for the Year						
Increase:						
Provincial Grants - Ministry of Education	54,924,119					54,924,119
Provincial Grants - Other			154,560			154,560
Other					2,775,890	2,775,890
Investment Income		96,134	821		676	97,631
Transfer seismic costs to Bylaw	(720,765)	720,765				-
Transfer to income statement for AFG projects	(3,595,343)					(3,595,343)
	50,608,011	816,899	155,381	-	2,776,566	54,356,857
Decrease:						
Transferred to DCR - Capital Additions			2,606			2,606
Transferred to DCR - Work in Progress	50,289,961	3,173,953			2,800,998	56,264,912
Insurance netted with expenditure	548,307					548,307
	50,838,268	3,173,953	2,606	-	2,800,998	56,815,825
Net Changes for the Year	(230,257)	(2,357,054)	152,775	-	(24,432)	(2,458,968)
Balance, end of year	2,212	144,403	152,775	-	99,131	398,521