

**SCHOOL DISTRICT 39
STATEMENT OF FINANCIAL INFORMATION
(SOFI)**

6049

SCHOOL DISTRICT NUMBER	NAME OF SCHOOL DISTRICT	YEAR
39	Vancouver	2017/2018
OFFICE LOCATIONS	TELEPHONE NUMBER	
	604-713-5000	
MAILING ADDRESS		
1580 West Broadway		
CITY	PROVINCE	POSTAL CODE
Vancouver	BC	V6J 5K8
NAME OF SUPERINTENDENT		TELEPHONE NUMBER
Suzanne Hoffman		604-713-5000
NAME OF SECRETARY-TREASURER		TELEPHONE NUMBER
J. David Green		604-713-5000

DECLARATION AND SIGNATURES

We, the undersigned, certify that the attached is a correct and true copy of the Statement of Financial Information for the year ended 2018 June 30 for School District No.39 (Vancouver) as required under Section 2 of the Financial Information Act.

SIGNATURE OF CHAIRPERSON OF THE BOARD OF SCHOOL TRUSTEES	DATE SIGNED
	3/12/18
SIGNATURE OF SUPERINTENDENT	DATE SIGNED
	3/12/18
SIGNATURE OF SECRETARY-TREASURER	DATE SIGNED
	3/12/18

**SCHEDULES AS REQUIRED BY THE
FINANCIAL INFORMATION ACT**

TABLE OF CONTENTS

1	Management Report	1
2	Schedule of Debts	2
3	Schedule of Guarantee and Indemnity Agreements	3
4	Statement of Severance Agreements	4
5	Schedule of Remuneration and Expenses	5
6	Schedule of Payments for the Provision of Goods and Services	40
7	Explanation of Differences to Audited Financial Statements	49
8	2017-2018 Financial Statements	50

**STATEMENT OF FINANCIAL INFORMATION
SCHOOL DISTRICT NO.39 (VANCOUVER)
FISCAL YEAR ENDED JUNE 30, 2018**

MANAGEMENT REPORT

The Financial Statements contained in this Statement of Financial Information under the *Financial Information Act* have been prepared by management in accordance with Canadian Generally Accepted Accounting Principles and the integrity and objectivity of these statements are management's responsibility.

Management is also responsible for all the other schedules of financial information and for ensuring that this information is consistent, where appropriate, with the information contained in the financial statements and for implementing and maintaining a system of internal controls to provide reasonable assurance that reliable financial information is produced.

The Board of Education is responsible for ensuring that management fulfils its responsibilities for financial reporting and internal control and for approving the financial information included in the Statement of Financial Information.

The external auditors, Office of the Auditor General, conduct an independent examination, in accordance with generally accepted auditing standards, and express their opinion on the financial statements as required by the *School Act*. Their examination does not relate to the other schedules of financial information required by the *Financial Information Act*. Their examination includes a review and evaluation of the board's system of internal control and appropriate tests and procedures to provide reasonable assurance that the financial statements are presented fairly.

On behalf of School District No.39 (Vancouver)

Suzanne Hoffman
Superintendent
December 2018

J. David Green
Secretary Treasurer
December 2018

This statement is prepared pursuant to the Financial Information Regulation, Schedule 1, Section 9.

SCHEDULE OF DEBTS

Information on all long term debt is included in the Notes of the School District Audited Financial Statements.

This statement is prepared pursuant to the Financial Information Regulation, Schedule 1, Section 4.

SCHEDULE OF GUARANTEE AND INDEMNITY AGREEMENTS

School District No. 39 (Vancouver) has not given any guarantee or indemnity under the Guarantees and Indemnities Regulation.

This statement is prepared pursuant to the Financial Information Regulation, Schedule 1, Section 5.

STATEMENT OF SEVERANCE AGREEMENTS

There were six severance agreements under which payment commenced between School District No. 39 (Vancouver) and its non-unionized employees during fiscal year 2018.

These agreements represent fifty-eight months' compensation.

This statement is prepared pursuant to the Financial Information Regulation, Schedule 1, Subsection 6(7).

Schedule of Remuneration and Expenses

<u>Elected Officials</u>			<u>Remuneration</u>	<u>Expenses</u>
Alexander	Joy	Trustee	17,894.38	-
Ballantyne	Fraser	Trustee	17,894.38	170.90
Bercic	Carrie	Trustee	17,894.38	-
Clement	Ken	Trustee	17,894.38	-
Dominato	Lisa	Trustee	17,894.68	-
Fraser	Janet	Trustee	19,384.85	466.67
Jeoung	Eugene	Student Trustee	2,296.09	-
Martin-Gonzalez	Estrellita	Trustee	17,894.38	366.46
Wong	Allan	Trustee	17,894.38	199.38
Zaichkowsky	Judith	Trustee	17,894.38	290.55
			\$ 164,836.28	\$ 1,493.96

<u>Employees with Remuneration Exceeding \$75,000</u>			<u>Remuneration</u>	<u>Expenses</u>
Abarquez	Richard	Teacher Elementary	80,402.23	70.00
Abersold	Judith	Speech Language Pathologist	89,170.32	228.49
Adada	Laetitia	Teacher Elementary	79,167.19	-
Adams	Barbara	Teacher Elementary	88,118.83	35.00
Adams	Susan	Teacher Elementary	86,128.95	150.00
Adams	Sheri	Teacher Elementary	88,118.83	70.00
Adams	Sarah	Teacher Elementary	79,881.92	35.00
Adams	Barbara	Teacher Elementary	85,201.94	101.71
Adams	James	Elementary Principal	120,410.49	-
Adrian	Vanessa	Teacher Elementary	86,918.68	-
Adrian-Hamazaki	Edward	Teacher Secondary	88,992.13	-
Aelbers	Tony	Electrician	83,574.97	-
Affleck	Jodie	Teacher Elementary	80,402.23	20.00
Agius	Lisa	Teacher Secondary	76,931.37	15.00
Agyeman	Kingsley	Teacher Secondary	76,328.43	150.00
Ahluwalia	Jasprit	Teacher Elementary	80,364.28	-
Akeroyd	William	Summer School Teacher-Sec	90,321.41	-
Akita	Emily	Teacher Elementary	85,558.60	55.00
Akrap	Nicky	Secondary Vice-Principal	112,787.41	-
Alain	Claudette	Elementary Principal	111,889.08	150.00
Alary	Dale	Analyst	76,740.87	-
Albrecht	Michael	Teacher Secondary	88,281.24	-
Albutat	Jennifer	Teacher Elementary	92,796.52	-
Alderman	Christopher	Manager-Staffing	102,215.59	-
Alexander	Janet	Teacher Elementary	86,510.63	50.00
Alexander	Stacey	Senior Advisor LR	89,467.96	247.50
Algas-Latorre	Fernando	Area Counsellor - Elem	90,559.76	-
Ali	Seema	Teacher Secondary	98,120.42	-
Ali Shaw	Shareeda	Teacher Elementary	88,118.83	-
Aliphtiras	Georgia	Teacher Elementary	86,918.68	100.00
Alkalay	Andrea	Teacher Secondary	90,326.79	15.00
Allan	Lisa	Teacher Elementary	86,959.73	-
Allen	Jeff	Electrician	92,245.98	-
Allen	Chris	Supervisor-Risk Management	91,496.87	1,030.11
Alley	Frances	Special Education - Sec	96,500.01	97.00
Allina	Michael	Teacher On Call Limited - Sec	88,934.83	16.80
Allison	Heather	Teacher Elementary	90,262.12	-
Alstad	Gregory	Teacher Elementary	90,250.82	-
Altman	Jennifer	Teacher Elementary	86,048.96	-
Alvares	Anne	Teacher Secondary	91,125.58	15.00
Ambrose	Dale	Secondary Vice-Principal	106,415.65	42.75
An	Paul	Teacher Elementary	88,077.24	-
Andersen	Ronald	Carpenter	82,223.68	-
Anderson	Linda	Teacher Elementary	81,550.28	27.00
Andres	Monica	Teacher Elementary	88,118.83	150.00
Andres	Carolyn	Teacher Elementary	77,300.08	-
Andrews	Linda	Teacher Elementary	88,118.83	40.00
Anema	Melissa	Teacher Elementary	80,402.23	40.00

Ang	Genalyne	Teacher Elementary	87,377.14	52.81
Angel-Lara	Angela	Teacher Elementary	80,364.28	-
Annas	Richard	Teacher Secondary	84,772.27	-
Antonopoulou	Marianthi	Summer School Teacher-Sec	82,757.90	-
Appel	Frederick	Teacher Secondary	97,078.78	-
Appleby	Katherine	Teacher Elementary	86,959.73	-
Appleton	Karen	Teacher Elementary	80,402.23	25.00
Aprim	Benjamin	Teacher Secondary	84,127.79	-
Arbez	Louise	Teacher Elementary	87,051.86	-
Archer	Christopher	Teacher Elementary	80,402.23	50.00
Archer	Liza	Teacher Elementary	86,463.29	150.00
Arduini	Anabela	Teacher Elementary	86,918.68	150.00
Arkiletian	Robert	Teacher Secondary	87,632.68	-
Armitage	Marla	Teacher Elementary	86,959.73	-
Arnold	Leslie	Teacher Secondary	87,367.73	-
Arnold	Yann	Special Education - Sec	88,961.93	-
Asai	Cynthia	Teacher Elementary	82,556.16	-
Ascher	Christopher	Teacher Secondary	87,265.73	-
Ashdown	Joanne	Special Education - Elem	80,909.20	-
Asmoucha	Samuel	Teacher Elementary	86,959.73	60.00
Assadipour	Sonia	Teacher Elementary	94,919.72	-
Astbury	Elizabeth	Teacher Elementary	86,821.11	49.00
Atkinson	Michael	Teacher Elementary	80,402.23	-
Atkinson	Laura	Teacher Elementary	88,118.83	-
Atterton	Carl	Teacher Elementary	80,364.28	60.00
Au	Henry	Elementary Principal	120,216.80	1,911.26
Aubichon	Franklin	Teacher Secondary	89,505.24	-
Aulakh	Harkiran	Teacher Secondary	85,447.56	-
Aweida	Dana	Teacher Elementary	88,132.33	150.00
Babajee	Vanesha	Teacher Secondary	77,491.95	-
Bach	David	Secondary Vice-Principal	112,800.91	1,291.72
Baerg	Julie	Teacher Secondary	81,036.74	-
Baillie	Alexander	Teacher Secondary	77,454.23	-
Bain	Deirdre	Teacher Elementary	86,918.68	70.00
Bains	Suman	Teacher Secondary	88,125.91	500.00
Bains	Surbjit	Teacher Elementary	96,825.54	70.00
Bains	Ranjit	Secondary Principal	127,224.55	1,102.79
Baird	Cecil	Teacher Secondary	85,663.16	250.00
Baker	Lorraine	Elementary Vice-Principal	105,628.13	1,161.25
Bakken	Lorraine	Teacher Elementary	86,959.73	150.00
Baldwin	Eric	Teacher Elementary	79,120.99	-
Ballarin	Ricardo	Teacher Secondary	93,060.42	-
Balzarini	Sharon	Teacher Elementary	88,077.24	-
Bamburak	Megan	Speech Language Pathologist	89,681.18	50.00
Bankonin	Susan	Teacher Secondary	79,726.18	-
Barber	Catherine	Teacher Elementary	80,364.28	50.00
Barber	Amanda	Teacher Secondary	80,364.28	-
Barclay	Jill	Teacher Elementary	92,468.80	159.00
Baron	Tanya	Teacher Secondary	84,164.80	70.00
Baron	Tara	Teacher Secondary	80,364.28	-
Barre	Marc	Teacher Secondary	87,367.73	76.00
Barrera	David	Plumber	76,149.61	-
Barros	Melania	Teacher Elementary	80,402.23	-
Bartha	Patricia	Teacher Elementary	79,956.28	-
Bartlett	Gretchen	Teacher Elementary	80,153.76	-
Bartlett	Steven	Elementary Vice-Principal	97,135.07	20.00
Bassi	Baldeep	Teacher Secondary	80,568.28	-
Basso	Maririta	Teacher Elementary	86,918.68	-
Batchelor	Bernice	Teacher Elementary	86,061.54	-
Batista	Carmen	Senior Manager - HR	140,440.07	2,296.70
Baulcomb	Craig	Provl Resource Program - Elem	87,986.89	1,046.92
Bautista	Edwin	Teacher Elementary	80,402.23	-
Baxter	Ian	Teacher Secondary	90,107.47	-
Bayne	Norma	Teacher Elementary	86,918.68	195.00
Beadle	Evelyn	Teacher Elementary	83,799.13	-
Beamish	Wendy	Teacher Secondary	80,402.23	-
Bean	Roxanne	Teacher Secondary	88,077.24	-

Beatch	Patricia	Manager, Employee Wellness	101,682.94	-
Beaton	Gregory	Teacher Secondary	81,014.23	60.00
Beattie	Karen	Teacher Elementary	80,364.28	-
Beaucock	Kim	Teacher Secondary	95,063.34	-
Beck	Daphne	Teacher Elementary	80,364.28	-
Beck	Randell	Gasfitter	78,837.29	-
Beck	Kevin	Plumber	76,444.71	64.31
Becker	Robin	Teacher Elementary	86,918.68	-
Bedard	Marie-Claude	Teacher Elementary	80,364.28	26.00
Beeman	Jill	Teacher Elementary	81,023.20	200.00
Begg	Leslie	Teacher Secondary	80,466.28	446.25
Beharry	Peter	Teacher Secondary	90,514.48	-
Belanger	Daniel	Elementary Principal	119,254.78	-
Belecos Shaw	Anastasia	Teacher Elementary	79,949.05	-
Bell	Robert	Teacher Elementary	86,918.68	31.50
Bell	Elizabeth	Teacher Elementary	86,959.73	91.50
Bell	Erin	Teacher Elementary	88,118.83	317.10
Bell	Brian	Manager - Operations	158,291.08	-
Belliveau	Susan	Teacher Elementary	88,077.24	-
Bemister	Jesse	Elementary Vice-Principal	97,134.83	300.74
Bender	Erin	Teacher Elementary	88,118.83	150.00
Benedet	Loreen	Teacher Elementary	80,364.28	-
Bennett	June	Teacher Elementary	86,918.68	-
Benson	Mara	Teacher Secondary	80,568.28	40.00
Benson	Alexander	Teacher Secondary	80,504.23	-
Bercic	Thomas	Distance Education - Sec	88,448.77	-
Bergant	Lydia	Teacher On Call - Elem	103,999.16	105.00
Berger	Fiona	Teacher Elementary	87,528.91	-
Bernauer	Karin	Teacher Elementary	88,130.24	26.50
Biela	Pamela	Area Counsellor - Elem	91,126.67	-
Bigioli	Angela	Teacher Secondary	91,844.39	70.00
Bildstein	Lucia	Teacher Elementary	80,402.23	15.00
Billingsley	Jennifer	Teacher Elementary	88,118.83	150.00
Biln	David	Teacher Elementary	93,606.31	-
Bilodeau	Stephanie	Teacher Elementary	80,364.28	-
Bilodeau	Shane	Teacher Elementary	86,256.91	50.00
Binder	Anita	Teacher Secondary	86,816.54	-
Biorn	Birgitte	Elementary Principal	110,777.50	-
Bird	Naomi	Teacher Secondary	80,402.23	-
Bird	Lora	Teacher Elementary	88,118.83	1,000.00
Birkenhead	Sandra	Teacher Secondary	88,118.83	432.50
Birks	Carole	Teacher Secondary	89,254.92	-
Birring	Navjot	Teacher Elementary	81,941.24	240.00
Birsan	Alina	Teacher Secondary	81,196.26	-
Birsan	Irina	Teacher Secondary	92,021.10	-
Bishop	Kelly-Anne	Special Education - Elem	88,118.83	-
Black	Paul	Teacher Elementary	86,918.68	-
Blair	Sonia	Secondary Vice-Principal	111,605.63	1,312.50
Blake	Karen	Coordinator - Career Programs	90,021.10	-
Blanchard	Nicholas	Teacher Elementary	76,878.28	40.00
Bland	Charmian	Teacher Elementary	86,191.91	166.00
Block	Ellen	Teacher Elementary	80,364.28	-
Bodnaruk	Elena	Teacher Elementary	88,077.24	75.00
Bohachewski	Lisa	Electrician	75,147.40	-
Bohl	Bonnie	Special Education - Sec	87,326.68	-
Bohmer	Aaron	Plumber	79,472.77	-
Boily	Brigitte	Teacher Elementary	80,364.28	-
Boitard	Daniel	Teacher Elementary	80,402.23	140.00
Bolanos	Jessica	Special Education - Sec	86,959.73	-
Bolton	Wyatt	Teacher On Call Limited - Sec	93,550.41	-
Bolton	S. Ann	Teacher Secondary	103,086.39	40.00
Bombino	Giovanna	Teacher Secondary	86,058.79	190.00
Bondi	Linda	Teacher Elementary	80,364.28	-
Bonnis	Elisha	Teacher Elementary	88,118.83	-
Bonvillain	Lynda	District Vice Principal	89,748.23	13.54
Boomer	Brian	Carpenter	76,862.24	-
Booth	Lorraine	Teacher Elementary	84,217.09	150.00

Borason	Michael-Don	Special Education - Sec	88,145.83	13.50
Bordon	Robert	Teacher Secondary	82,802.52	60.00
Borg	Tammy	Teacher Elementary	93,361.79	-
Borges	Danny	Teacher Secondary	99,148.52	150.00
Borsato	Justin	Teacher Elementary	80,364.28	-
Boschung	Sallie	Area Resource - Elem	88,468.09	699.94
Boswell	Erin	Speech Language Pathologist	77,619.54	-
Botero	Ivan	AE Instructor Structured Cours	82,702.87	-
Bouchard	Helene	Teacher Elementary	80,402.23	-
Boucher	Robert	Special Education - Sec	87,663.75	-
Boucher	Aimee	Teacher Elementary	76,642.89	-
Boulanger	Chantelle	Teacher Elementary	80,364.28	-
Boulding	Nicholas	Special Education - Sec	80,364.28	-
Boulet	Ariel	Teacher Secondary	87,402.76	366.49
Bourque	Nancy	Elementary Vice-Principal	105,628.37	-
Bowden	Virginia	Teacher Gifted Program	76,211.96	75.00
Boyes	Cody	Teacher Secondary	81,078.28	-
Boylan	Brenda	Teacher Elementary	87,270.15	-
Braaten	Donna	Teacher Secondary	80,462.40	-
Brack	Donna	AE Instructor	89,828.61	-
Bradley	Agnes	Teacher Elementary	86,748.16	-
Bramhoff	Anita	Teacher Elementary	85,346.74	-
Braun	David	Teacher Secondary	88,118.83	-
Braun	Jennifer	Teacher Secondary	92,048.39	50.00
Braun	Barton	Teacher Elementary	88,077.24	-
Braverman	Michael	Teacher Secondary	88,587.24	-
Bray	Kelvin	Painter	80,181.12	-
Bredin	Shauna	Teacher Elementary	80,402.23	-
Breeze	Emma	Teacher Secondary	87,122.68	-
Brecheny	Darcy	Teacher Elementary	79,986.91	-
Brennan	Nancy	Associate Superintendent	172,415.38	150.00
Breslauer	Klaus	Teacher Secondary	80,976.28	-
Bretherton	Sarah	Teacher Secondary	87,163.73	50.00
Breton	Lorraine	Teacher Secondary	92,150.39	-
Brett	Allison	Teacher Secondary	89,840.66	183.50
Brion	Peter	Teacher Secondary	80,708.23	-
Brix	Patricia	Psychologist - Elem	80,275.24	100.00
Broadbent	Marion	Elementary Principal	125,107.09	2,817.98
Broman	Pamela	Teacher Elementary	80,364.28	-
Bromige	Christopher	Special Education - Sec	86,918.68	-
Brooks	Margaret	Teacher Secondary	83,006.52	-
Brown	Roderick	Teacher Secondary	99,480.91	147.50
Brown	Dana	Teacher Secondary	81,422.09	-
Brown	Leanne	Teacher Secondary	92,107.04	121.74
Brown	Jane	Teacher On Call Limited - Elem	86,959.73	-
Brown	Zoi	Teacher Elementary	87,372.41	-
Brown	Angela	Mentor Elementary	91,744.41	140.00
Brown	Leslie	Teacher Elementary	79,144.81	457.00
Brown	Jesse	Elementary Vice-Principal	105,628.13	-
Brownrigg	Richard	Teacher Secondary	87,673.73	-
Bruce	Tyler	Teacher Elementary	79,522.19	-
Bruechert	Walter	Teacher Elementary	88,118.83	-
Brumwell	Craig	Teacher Secondary	89,787.09	-
Bruyere	Johnathon	Teacher Elementary	80,364.28	50.00
Bryce	Keith	Teacher Elementary	87,539.20	-
Buis	Kenneth	AE Instructor Structured Cours	103,016.21	-
Burchill	Donald	Teacher On Call Limited - Elem	75,521.42	-
Burd	Rosemary	Teacher Elementary	84,914.59	117.00
Burdon	Shirley	Teacher Secondary	86,808.50	-
Burrus	Adrian	Teacher Elementary	80,662.71	-
Burton	Shannon	Elementary Principal	120,410.49	4,538.08
Butler	Joelle	Teacher Elementary	80,377.78	26.00
Butler	Vivian	Teacher Elementary	86,973.23	150.00
Butler	David	Teacher Elementary	88,118.83	-
Bylsma	Alan	Teacher Secondary	88,118.83	-
Byrne	Meghan	Teacher Secondary	80,937.62	190.00
Byrne	Jennifer	Teacher Elementary	92,391.95	50.00

Byron	Shane	Teacher Secondary	88,336.33	-
Cabrone	Elvi	Area Resource - Elem	89,467.47	150.00
Caluori	Joanna	Teacher Elementary	80,153.76	-
Calvert	Kyle	Teacher Elementary	86,959.73	-
Cameron	Glenn	Teacher Secondary	80,364.28	-
Cameron	Steven	Teacher Secondary	84,893.33	-
Cameron	Jane	Teacher Elementary	85,681.52	40.00
Campbell	Sandra	Area Case Manager	104,959.27	575.00
Campbell	Shawn	Teacher Elementary	80,402.23	-
Campbell	Jessica	Teacher Elementary	86,055.24	-
Campos	Nancy	Teacher Secondary	83,905.52	130.00
Cancar	Miya	Teacher Secondary	92,245.37	190.00
Candido	Marnie	Teacher Elementary	86,959.73	35.00
Canning	Gregory	Teacher Elementary	86,959.73	150.00
Cannon	Ian	Elementary Principal	120,410.49	-
Canosa	Massimo	Electrician	81,009.25	-
Cantelon	Amanda	Special Education - Sec	86,918.68	-
Cantor	Diana	Teacher Elementary	92,235.66	50.00
Caparas	Maria	Administrative Coordinator	82,295.29	-
Car	Susie	Elementary Principal	120,489.10	2,424.11
Carelse-Borzell	Esther	Transition Teacher - Sec	88,077.24	15.00
Cargo	Stacy	Teacher Elementary	80,364.28	50.00
Carle	Laura	Teacher Elementary	86,918.68	105.00
Carlick	Frances	Teacher Elementary	86,918.68	-
Carmichael	Mark	Teacher Secondary	97,427.04	-
Caros	Jennifer	Psychologist - Elem	89,236.64	-
Carrea	Alessandra	Teacher Elementary	76,057.26	70.00
Carrell	Christopher	Plumber	80,299.37	-
Carrier	Joseph	Teacher Elementary	80,364.28	-
Carriere	Valerie	Elementary Vice-Principal	105,628.37	-
Carry	Suzanne	Teacher Elementary	86,918.68	-
Carson	Jodine	Teacher Elementary	85,599.86	-
Carswell	Ankie	Elementary Principal	119,325.03	-
Cassidy	Yvette	Teacher Elementary	86,959.73	-
Cassie	Laurie	Teacher Elementary	88,118.83	-
Catalano	Laurena	Teacher Elementary	80,802.23	-
Cauchon	Linda	Teacher Elementary	80,364.28	-
Cavaletto	Michael	Teacher Secondary	80,912.23	-
Cavanagh	Michelle	Teacher Elementary	80,402.23	-
Caverzan	Renata	Teacher Elementary	88,090.74	-
Cavezza	Tammy	Teacher Elementary	80,364.28	50.00
Cavin	Edwin	Teacher Secondary	85,714.43	120.00
Celle	Roberta	Teacher Elementary	80,402.23	-
Chalmers	Holly	Teacher Secondary	96,101.89	-
Chamberlain	James	Elementary Vice-Principal	119,241.28	-
Chan	Judy	Teacher Secondary	80,572.66	-
Chan	Paul	Teacher Secondary	88,705.13	-
Chan	Sylvia	Teacher Secondary	78,221.60	-
Chan	Debbie	Teacher Secondary	87,211.91	185.00
Chan	Vince	Teacher Secondary	84,892.67	43.25
Chan	Jennie	Teacher Secondary	84,292.08	37.40
Chan	Harinder	Teacher Secondary	92,387.63	-
Chan	Genevieve	Teacher Elementary	86,918.68	-
Chan	Vivian	Teacher Elementary	86,959.73	40.00
Chan	Colin	Teacher Elementary	88,118.83	70.00
Chan	Yong Yong	Teacher Elementary	88,077.24	206.88
Chan	Betty	Teacher Elementary	88,383.59	45.00
Chang	Lisa	Teacher Secondary	81,282.28	-
Chang	Chiung-Fang	Teacher Secondary	77,015.03	130.00
Chang	Irma	Teacher Elementary	87,849.71	-
Chan-Henry	Gregory	Teacher Secondary	88,689.24	130.00
Chapman	Katherine	Teacher Elementary	80,011.98	-
Charbonneau	Alfred	Carpenter	75,341.08	-
Charette	Jacinte	Teacher Elementary	88,077.24	50.00
Chau	Johnny	Electrician Apprentice	81,140.20	-
Chec	Cynthia	Teacher Elementary	86,544.13	180.00
Chelladurai	Arockiam	Teacher Secondary	89,918.07	-

Chen	Bell	Distance Education - Sec	100,271.64	42.00
Chen	Hattie	Teacher Secondary	87,326.68	320.73
Chen	Hsin-Hou	Teacher Secondary	83,422.16	-
Chen	Emily	Teacher Secondary	88,969.56	-
Chenoweth	Matthew	Teacher Secondary	81,246.72	-
Chew	Shirley	Teacher Secondary	80,466.28	-
Chiang	Yi Chun	Teacher Secondary	80,703.06	180.00
Chiang	Musica	Coordinator-Student InfoSystem	107,968.31	-
Chiasson	John	Teacher Elementary	91,191.80	-
Chin Petersen	Jenny	Elementary Principal	125,141.83	7,870.69
Chiu	Odelia	Deaf and Hard of Hearing	89,286.16	50.00
Chiu	Chi Kin	Elementary Principal	119,241.28	3,778.98
Cho	David	Teacher Secondary	93,757.08	-
Cho	Alyson	Teacher Elementary	86,061.54	145.00
Cho	Caroline	Teacher Elementary	77,886.88	150.00
Chobotiuk	Jennifer	Teacher Elementary	79,528.01	176.22
Choi	Michael	Teacher Secondary	84,328.17	-
Choi	James	Teacher Secondary	91,839.77	-
Chong	Linda	Teacher Secondary	88,383.24	-
Chong	Vickie	Teacher Elementary	80,771.37	-
Chong	Genevieve	Teacher Elementary	92,183.63	320.00
Chong	Philip	Teacher Elementary	80,364.28	90.00
Chong	Joyce	Elementary Vice-Principal	87,394.62	-
Chong-Ping	Kimberley	Teacher Secondary	92,387.37	-
Chow	Gordon	Teacher Secondary	94,340.74	-
Chow	Allan	Teacher Secondary	87,530.68	-
Chow	Cynthia	Teacher Elementary	86,055.24	289.50
Chow	Karen	Teacher Elementary	86,918.68	150.00
Chow	Shirley	Teacher Elementary	86,918.68	-
Chow	Stella	Elementary Vice-Principal	107,000.87	-
Chow-Humphries	Mary	Teacher Elementary	88,118.83	150.00
Choy	Liza	Teacher Elementary	91,200.22	-
Christison	Lynn	Teacher Elementary	80,364.28	70.00
Chrzastowski-Wachtel	Pawel	Teacher Secondary	88,424.83	130.00
Chu	Jennifer	Teacher Elementary	87,657.37	35.00
Chua Martinez	Armando	Teacher Secondary	83,116.16	-
Chuaqui	Maria	Teacher Secondary	80,568.28	211.00
Chung	Jeeyeon	Teacher Elementary	80,364.28	-
Chung	Ting Fong	Teacher Elementary	82,763.47	-
Chuu	Carol	Teacher Secondary	88,281.24	-
Ciwko	Teena	Teacher Elementary	87,394.62	-
Clark	Denise	Teacher Secondary	77,659.29	325.00
Clark	Gavin	Coordinator - Community School	77,865.30	1,367.53
Clarke	Lori	Teacher Secondary	80,364.28	-
Clarke	Elizabeth	Teacher Elementary	86,959.73	150.00
Clay	Jaimie	Teacher Secondary	87,848.16	-
Clifton	Robert	Indigenous Educ Curr Consult	84,174.58	-
Cloutier	John	Teacher Elementary	86,918.68	-
Clutchey	Corrie	Teacher Secondary	92,107.04	130.00
Coates	Helen	Teacher Secondary	94,894.37	187.95
Coderre	Stephen	Special Education - Sec	89,226.00	-
Codrington	Angela	Teacher Elementary	80,402.23	150.00
Coelho	Andrew	Teacher Elementary	97,943.05	184.46
Coffin	Steven	Teacher On Call Limited - Elem	80,632.14	103.70
Coflin	Karen	Secondary Vice-Principal	112,773.91	-
Cohen	Sharon	Teacher Elementary	79,408.94	-
Coleman	Janet	Teacher Elementary	82,177.95	2,539.79
Collins	Diane	Teacher Elementary	75,009.03	45.00
Colpitts	James	Teacher Elementary	80,364.28	-
Colvin	Norine	Teacher Elementary	84,891.64	13.00
Conklin	Marnie	Teacher Elementary	80,402.23	-
Connaughton	William	Teacher Elementary	80,402.23	-
Conrad	Danielle	Teacher Elementary	88,118.83	26.00
Conzon	Grant	Steamfitter	82,608.20	-
Coo	Duncan	Teacher Elementary	86,469.58	-
Cook	Jennifer	Supervisor - Food Services	101,063.06	2,988.61
Coombs	Edward	Teacher Elementary	86,918.68	-

Cooper	Romy	Teacher Secondary	89,356.92	-
Cordoni	Christopher	Teacher Secondary	89,619.72	125.00
Cormack	Lori	Teacher Secondary	87,895.13	-
Correia	Grace	Teacher Secondary	89,395.95	-
Corrie	Natacha	Teacher Elementary	86,918.68	92.00
Corsi	Viviana	Teacher Elementary	79,574.46	50.00
Cortens	John	Elementary Principal	120,216.80	2,555.18
Cosgrove	Lynne	Area Counsellor - Elem	90,586.26	-
Costa	Maria	Teacher Elementary	87,615.78	-
Costea	Kenneth	Teacher Elementary	80,402.23	-
Costello	Jesse	Teacher Elementary	86,851.06	100.00
Cote	Lyse	Teacher Elementary	75,962.55	-
Cotton	Graeme	Teacher Elementary	88,118.83	-
Cottrell	Mary	Teacher Elementary	80,364.28	-
Couigny	Benjamin	Teacher Secondary	88,383.24	60.00
Courage	Andrea	Special Education - Sec	85,705.49	-
Courage	Bernadine	Teacher Elementary	86,959.73	-
Coutts	Graeme	Teacher Elementary	92,391.95	-
Cozma	Alina	Teacher Secondary	87,326.68	-
Craig	Noella	Teacher Elementary	85,207.07	-
Creanga-Kurth	Odette	Teacher Secondary	80,402.23	-
Creighton	Debra	Special Education - Elem	79,949.05	-
Crescenzo	Alfonso	Teacher Secondary	84,190.08	280.00
Crisp	James	Teacher Elementary	86,510.63	20.00
Cristall	Aven	Teacher Elementary	77,572.27	150.00
Cross	Mira	Teacher Secondary	88,220.83	-
Cruickshank	Maryanne	Teacher Elementary	85,346.60	70.00
Cruz	Edilberto	Special Education - Sec	86,918.68	-
Cuccurullo	Lia	Teacher Elementary	84,620.44	120.00
Cuerrier	Alin	Teacher Secondary	87,138.83	-
Culhane	Stephen	Teacher Secondary	87,406.88	-
Cultum	Irene	Teacher Elementary	80,402.23	165.78
Cumming	Wendy	Teacher Elementary	80,364.28	-
Cumming	Drew	Electrician	75,804.89	-
Cunha	Mario	Plumber	89,117.62	-
Da Silva	Aldina	Teacher Secondary	87,020.68	150.00
Da Silva	Pedro	Director of Instruction	133,624.36	136.08
Dalla-Zanna	Gaye	Teacher Elementary	80,364.28	65.00
Dallyn	Susan	Teacher Elementary	78,741.32	150.00
Dancer	Susan	Teacher Elementary	80,156.62	45.00
Danilovic	Tania	Teacher Elementary	86,469.58	-
Danylchuk	Daria	Teacher On Call Limited - Sec	90,311.48	-
Dao	Nhat	Teacher Secondary	78,835.92	130.00
David	Carolyn	Teacher Elementary	88,118.83	-
Davidson	Marilyn	Teacher Elementary	89,091.72	881.25
Davidson	Andrea	Dist Principal-Alt Prg & Comm	130,588.32	-
Davies	D. James	Teacher Secondary	81,179.14	-
Davies	Megan	Elementary Principal	120,216.80	-
Davis	Denise	Special Education - Sec	79,533.81	-
Davis	Michelle	Provl Resource Program - Sec	75,144.65	-
Davis	Nathalie	Teacher Elementary	88,118.83	28.00
Davis	Aaron	Director of Instruction	133,549.54	3,890.58
Dawson	John	Secondary District Principal Field Services	128,555.86	58.70
De Couto	Jason	Teacher Secondary	78,981.32	245.00
De Dios	Daniel	Info Tech Support C	75,735.77	475.00
De Iaco	Rosa	Special Education - Sec	90,660.16	340.00
De Jardin	Linda	Teacher Elementary	86,959.73	-
De Neve	Gerard	Maintenance Engineer	88,678.33	-
De Santis	Michael	Teacher Secondary	83,155.27	-
De Verteuil	Glenn	Teacher Elementary	80,356.58	20.00
De Vita	Kelly	Teacher Elementary	86,821.05	-
Dean	Tamara	Teacher Elementary	80,172.36	22.75
Delafenetre	Frederic	Teacher Secondary	80,670.25	-
Delorme	Patrick	Teacher Secondary	81,727.66	260.00
Delville-Pratt	Ruth	Teacher Secondary	80,772.28	-
Demarco	Dion	Teacher Secondary	80,402.23	-
Demers	Guy	Teacher Secondary	91,158.01	13.50

Demiris	Soultana	Senior Advisor	88,064.93	40.95
Dempster	Kyle	Teacher Secondary	82,781.15	-
Dent	Susan	Elementary Vice-Principal	98,695.24	-
Deo	Rajnil	Elementary Vice-Principal	105,628.13	-
Deragopian	Aida	Teacher Elementary	88,077.24	217.00
Derban	Elyssa	Elementary Vice-Principal	97,134.83	4,844.82
Dermott	Michelle	Teacher Secondary	80,296.61	-
Derreth	Eugene	Teacher Secondary	93,273.50	-
Des Mazes	Andrea	Teacher Secondary	87,020.68	197.00
Desai	Jagruti	Secondary Vice-Principal	111,633.61	-
Deschner	Wynn	Teacher Secondary	91,492.72	-
Desjarlais	Juanita	Secondary Vice-Principal	113,263.31	1,312.50
Despotakis	Nick	Secondary Vice-Principal	111,605.63	-
Despotovska	Ana	Special Education - Sec	79,083.64	-
Dewreede	Christopher	Teacher Secondary	90,354.13	-
Dhaliwal	Rupy	Teacher Secondary	86,730.82	-
Dhami	Sandeep	Area Counsellor - Elem	79,619.45	180.00
Dhillon	Harpreet	Teacher Elementary	83,652.22	-
Di Carlo	Teresa	Teacher Elementary	80,364.28	-
Di Giacinto	Paul	Teacher Elementary	80,364.28	-
Di Giovanni	Vita	Teacher Elementary	87,829.63	150.00
Dial	Harbinder	Teacher Secondary	80,402.23	-
Dias	John	Plumber	83,133.61	-
Dicesare	Diana	Elementary Vice-Principal	90,762.84	-
Dickie	Colleen	Supervisor - Early Learning	93,754.63	-
Diesvelt	Alison	Teacher Elementary	80,402.23	40.00
Dilgir	Zohreen	Teacher Elementary	80,364.28	7.75
Dimas	Maria	Teacher Secondary	86,785.24	190.00
Dinning	Alina	Teacher Elementary	80,364.28	117.00
Dionne	Karen	Teacher Secondary	79,418.68	195.00
Dixon	Caroline	Teacher Secondary	88,628.83	150.00
Dixon	Alison	Teacher Elementary	87,122.68	-
Dixon	Karen	Teacher Elementary	79,791.20	-
Dixon	Shantelle	Teacher Elementary	80,364.28	-
Dizy	William	Special Education - Sec	88,405.56	-
Dobie	Polly	Teacher Secondary	80,466.28	-
Dobry	Janine	Teacher Elementary	80,364.28	-
Dodd	Thomas	Teacher Elementary	80,364.28	-
Dolinski	Ian	Plumber	75,063.70	-
Dolson	Chelsea	Speech Language Pathologist	76,284.49	-
Donaldson	Lindsay	Teacher Secondary	91,946.39	62.00
Donegan	Chris	Teacher Elementary	80,402.23	-
Donnelly	Allyson	Teacher Elementary	88,077.24	203.63
Donovan	Maria	Elementary Principal	119,281.78	122.30
Dorchester	Melanie	Teacher Elementary	79,990.16	-
Dosdall	Leah	Teacher Elementary	80,712.70	-
Dou	Teresa	Teacher Secondary	89,010.92	130.00
Douglas	Julie	Teacher Secondary	87,122.68	125.00
Douglas	Tiffany	Teacher Elementary	81,062.30	30.00
Douglas	Cheryl	Mgr - Recruitment & Retention	97,926.81	1,376.55
Dowle	Brenda	Teacher Secondary	91,210.37	-
Dowling	Jacqueline	Teacher Secondary	84,946.67	190.00
Doyle	Tony	Project Manager - LIT	101,063.06	-
Dragun	Efim	Electrician	77,676.29	-
Driver	Diane	Teacher Elementary	88,077.24	-
Duarte	Gissela	Teacher Elementary	82,736.25	85.00
Dudra	Cynthia	Teacher On Call Limited - Sec	83,525.38	35.00
Dulai	Sohan	Indigenous Education - Sec	86,391.33	25.00
Dumont	Marjorie	Teacher Elementary	87,494.23	-
Dunne	Graham	Teacher Secondary	80,606.23	-
Duong	Peter	Carpenter	84,110.39	-
Duong	John	Assistant Manager-Maintenance	93,695.74	1,158.42
Durno	Gregory	Teacher Secondary	79,315.36	-
Durrieu	Marlene	Teacher Elementary	86,918.68	25.00
Durward	Magdalena	Teacher Elementary	81,979.94	70.00
Dwyer	Kevin	Teacher Elementary	75,418.16	40.00
Dyer	Brenda	Teacher Elementary	80,364.28	55.00

Dyer	John	Teacher Elementary	80,000.50	106.50
Dykstra	Simon	Teacher Secondary	88,587.24	-
Dykstra	Michael	Teacher Elementary	76,226.72	-
Ebeling	Susanne	Teacher Secondary	80,466.28	-
Eckert	Jonah	Teacher Secondary	87,428.79	-
Eddy	Akemi	Teacher Elementary	88,077.24	90.00
Eddy	Gordon	Supervisor-Learning Info Tech	79,916.67	-
Edge	Richard	Teacher Secondary	89,787.67	199.75
Ediger	Krista	Secondary Vice-Principal	111,605.63	1,312.50
Edwards	Lisa	Teacher Secondary	75,861.78	-
Edwards	Vincent	Elementary Vice-Principal	105,628.13	-
Ee	Brian	Teacher Elementary	90,151.23	-
Egilsson	Kelly	Secondary Vice-Principal	102,634.03	1,312.50
Ehn	Zsuzsanna	Teacher Secondary	88,281.24	-
Eisner	Elizabeth	Teacher Secondary	81,384.28	41.50
Ekelund	Douglas	Teacher Secondary	80,568.28	-
Elia	Therisa	Teacher Secondary	86,959.73	-
Elliott	Siobhan	Behaviour Strategies Cons-Elem	77,306.58	-
Emanouilidis	Thomas	Special Education - Sec	173,805.34	-
Embree	James	Elementary Vice-Principal	98,617.37	51.25
Emeno	Donna	Administrator On Call	96,480.00	20.00
Emerick	Michael	Teacher Elementary	78,675.03	-
Eng	Eydie	Teacher Secondary	85,652.75	-
Eng	Carmen	Teacher Elementary	79,083.64	165.00
Eng	Jason	Elementary Principal	120,410.49	-
Engler	Kevin	Teacher Secondary	80,504.23	-
English	Todd	Teacher Elementary	80,984.96	50.00
Enns	Michael	Teacher Secondary	80,708.23	-
Enns	W.T. Dale	Teacher Secondary	85,244.32	-
Enns	Kelly	Teacher Elementary	87,580.55	117.00
Epp	Elfriede	Teacher Elementary	88,077.24	-
Epplette	Jonn	Supervisor - Grounds	94,466.29	362.10
Epting	Bernard	Teacher Elementary	80,751.93	-
Erickson	Bryan	Teacher Secondary	84,433.79	20.00
Erwin	Katy	Teacher Elementary	88,118.83	-
Erwin	Bradley	Heat & Frost Insulator	78,696.65	-
Esmail	Shahenaaz	Supervisor - Purchasing	77,642.89	-
Evans	Rosemary	Special Education - Sec	88,077.24	-
Evans	Russell	Teacher Secondary	80,364.28	-
Evans	Lisa	Teacher Elementary	86,918.68	200.00
Evans	Jodi	Teacher Elementary	76,627.09	-
Evans	Peter	Elementary Principal	125,162.44	-
Everaars	Laurence	AE Instructor Structured Cours	87,878.40	-
Evermon	Rebecca	Teacher Elementary	79,737.25	-
Eves	Timothy	Teacher Elementary	84,539.68	-
Ewan	Greg	Electrician	75,422.58	-
Fabry	Natalie	Teacher Elementary	84,553.42	-
Faizabadi	Giti	Teacher Secondary	80,568.28	-
Falcus	Robert	Special Education - Sec	75,394.31	-
Fanthorpe	Ernest	Manager - Facility Development	112,317.19	520.75
Farias	John	Supervisor - Operations	99,144.66	-
Farquharson	Michele	Teacher Elementary	88,077.24	-
Farrell	Sandra	Teacher Elementary	87,385.06	-
Farrell	Imelda	Teacher Elementary	86,504.34	25.00
Fazio	Rosa	Elementary Principal	125,048.34	1,728.00
Feeley	Paul	Teacher Elementary	79,615.04	-
Fell	Graeme	Teacher Elementary	80,563.91	-
Feng	Janet	Teacher Elementary	80,364.28	-
Fenton	Brenda	Teacher Elementary	86,510.63	-
Ferguson	Robert	Teacher Secondary	92,039.13	2,646.44
Fergusson	Megan	Teacher Secondary	80,402.23	-
Fergusson	Nancy	Teacher Elementary	86,918.68	-
Fernandes	Tony	Painter	89,401.48	-
Fielden	Kathleen	Teacher Elementary	79,987.00	-
Finch	Rosemaire	District Principal	120,469.98	-
Finch-Cowie	Melanie	Teacher Elementary	87,358.97	22.00
Findlay	Jody	Teacher Secondary	87,122.68	-

Fisher	Andrew	Teacher Elementary	88,077.24	-
Fleming	Pamela	Teacher Secondary	81,188.66	-
Fleming	Stephen	Teacher Secondary	85,408.76	125.00
Fleming	Nina	Teacher Secondary	83,059.01	-
Florio	Robert	Teacher Secondary	87,867.75	-
Foell	Lindsey	Teacher Secondary	91,903.04	-
Foran	Paula	Area Counsellor - Elem	83,862.50	886.95
Foran	Lesley	Teacher Elementary	86,959.73	170.33
Forbes	Lynn	Teacher Secondary	80,504.23	-
Foreman	Suzanne	Teacher Secondary	86,959.32	-
Foreman-Ng	Kate	Teacher Elementary	88,118.83	760.11
Forgeron	Jann	Teacher Secondary	86,979.49	-
Forgeron	Terrance	Carpenter	96,128.13	-
Forsey	Sara	Teacher Secondary	75,490.88	150.00
Forsselius	Gail	Teacher Elementary	80,364.28	50.00
Forsyth	Deborah	Teacher Elementary	87,580.54	-
Foster	Jason	Teacher Secondary	88,525.31	-
Foster	Jonathan	Teacher Secondary	75,445.38	15.00
Fouracres	Wendy	Teacher Elementary	80,984.96	-
Fournier	Jolayne	Teacher Elementary	94,520.89	300.00
Fowler	K. Jean	Speech Language Pathologist	89,815.06	250.00
Fox	Sandra	Teacher Elementary	86,061.53	249.95
Fracca	Sandro	Teacher Secondary	88,220.83	50.00
Francis	Nicholas	Teacher Secondary	82,826.71	-
Francis	Mona	Teacher Elementary	87,204.61	107.00
Francisco	Gilberto	Supervisor - Operations	101,395.10	-
Franco	Julio	Teacher Elementary	80,984.96	-
Francom	Stewart	Teacher Secondary	90,588.26	-
Franken	Sheldon	Area Counsellor - Elem	84,964.71	-
Fraser	Lori	Teacher Elementary	80,402.23	-
Fraser	Christine	Area Resource - Elem	88,437.96	-
Freeman	Keel	Teacher Secondary	78,207.97	1,559.64
Freeze	Lori	Teacher Elementary	84,673.18	70.00
Frehlick	Kim	Teacher Elementary	80,402.23	-
Freigang	Kelly	Sheet Metal Worker	85,319.53	-
Frers	Allison	District Resource	81,811.35	-
Friend	Charlotte	Set BC Provincial - Elem	96,346.83	52.83
Friesan	Aaron	Teacher Secondary	89,548.02	-
Friesen	Betty-Anne	Teacher Elementary	86,959.73	137.74
Friesen	Manuella	Teacher Elementary	84,768.60	-
Friesen	Carla	Teacher Elementary	80,402.23	50.00
Friesen	Donald	Sheet Metal Worker	79,663.48	-
Friess	Lourdes	Teacher Elementary	77,877.98	257.00
Frigault	Kathleen	Teacher Elementary	80,402.23	300.00
Fritz	Sharon	Teacher Secondary	75,526.53	-
Froese	Carole	Elementary Principal	119,480.87	679.58
Froste	Heather	Indigenous Education - Elem	79,343.52	31.50
Fryer-Mangan	Susan	Teacher Elementary	80,364.28	35.00
Frykberg	Chris	Teacher Elementary	77,806.61	-
Fullerton	Ryan	Secondary Vice-Principal	102,460.44	1,312.50
Fung	Douglas	Teacher Secondary	87,061.73	-
Fung	Ted	Teacher Secondary	88,587.24	300.00
Fung	Judy	Teacher Elementary	87,629.28	95.00
Fung	Annette	Teacher Elementary	80,364.28	25.00
Gaal	Frank	Painter	77,106.57	-
Gabbott	Geoffrey	Teacher Secondary	91,903.04	-
Gabelman	Nicola	Teacher Secondary	81,116.23	712.31
Gabelman	Brett	Special Education - Sec	88,757.33	-
Gagnon	Christine	Teacher Elementary	86,419.19	-
Gagnon	Eve	Elementary Vice-Principal	105,624.27	1,312.50
Gale	Timothy	Special Education - Sec	77,626.21	-
Gallant	Eugene	Teacher Secondary	88,371.18	-
Gallmann	Tanya	Teacher Elementary	79,987.00	100.00
Garfinkel	Sandra	Home Instruction - Sec	88,077.24	-
Garnett	Bruce	District Principal	127,493.96	-
Garrod	Stephen	Teacher On Call - Sec	89,625.06	-
Garzitto	Emi	Area Counsellor - Elem	90,243.75	59.16

Gascoigne	Heather	Elementary Principal	125,048.34	-
Gates	Natasha	Area Counsellor - Sec	88,564.99	219.45
Gates	Tracy	Teacher Elementary	82,466.17	150.00
Gatti	Antonietta	Teacher Secondary	88,383.24	-
Gault	Frederick	Teacher Secondary	80,606.23	-
Gauthier	Johanne	Teacher Elementary	86,918.68	150.00
Gee	Crystal	Teacher Elementary	76,372.06	-
Geisler	Gerald	Teacher Secondary	87,428.68	9.75
Gelb	Megan	Teacher Elementary	87,195.91	125.00
Gelbart	Ligeia	Teacher Secondary	87,224.68	-
Gelson	Carrie	Teacher Elementary	86,918.68	110.00
Gelson	Julie	Teacher Elementary	86,463.29	270.00
George	Nicole	Teacher Elementary	88,179.24	-
Georgiopoulos	Denise	Teacher Elementary	87,552.72	-
Gessaroli	Karen	Teacher Elementary	80,153.76	-
Ghobrial	Heba	Speech Language Pathologist	89,654.73	-
Gibbens	Trevor	Teacher Secondary	88,281.24	-
Gibbs	Erin	Elementary Principal	113,039.97	-
Gibson	Robert	Teacher Secondary	88,628.83	-
Giesbrecht	Valerie	Teacher Elementary	80,364.28	-
Gill	Raman	Teacher Secondary	88,220.83	20.75
Gill	Jaspreet	Distance Education - Sec	99,113.08	-
Gill	Rowena	AE Instructor Structured Cours	82,953.14	-
Gill	Kalwant	Secondary Principal	128,555.86	13.50
Gill	Iqbal	Secondary Vice-Principal	111,605.64	2,509.43
Gilmour	Wendy	District Resource	95,933.29	-
Gilmour-Lammerse	Christine	AE Principal	96,916.93	-
Glickman	Roanna	Teacher Elementary	86,959.73	220.00
Glover	Julie	Teacher Elementary	86,918.68	-
Glynianyi	Stephanie	Teacher Secondary	79,091.38	-
Gobbi	Nichole	Teacher Elementary	86,959.73	-
Gock	Darren	Secondary Vice-Principal	111,620.23	200.00
Goddard	Anita	Home Instruction - Elem	83,771.28	-
Godfrey	Laura	Teacher Elementary	75,418.16	-
Godfrey	Paul	Secondary Vice-Principal	112,773.91	586.94
Gofsky	Mindy	Teacher Elementary	79,533.82	-
Golby	Risha	Elementary Principal	120,216.80	840.00
Goldie	Gerald	Teacher Elementary	88,739.80	-
Gomes	Deborah	Teacher Secondary	86,277.44	475.00
Goncalves	Oscar	Teacher Secondary	90,642.48	-
Gonzalez	Blanca	Teacher Secondary	92,195.06	20.75
Goodacre	Sandra	Teacher Secondary	82,603.73	-
Goodison	Dorothy	Teacher Elementary	87,615.78	20.00
Goodman	David	Teacher Secondary	76,112.49	-
Goolieff	Treena	Teacher Secondary	100,892.59	-
Goulet	Marie	Teacher Elementary	87,404.29	150.00
Grandish	Gavin	Teacher Elementary	81,488.54	-
Grant	Kelley	Teacher Secondary	79,281.84	20.75
Grant	Aleeta	Deaf and Hard of Hearing	90,948.85	-
Grant	Lynn	Teacher Elementary	88,118.83	-
Grassi	Pamela	Teacher Elementary	86,711.99	-
Green	Debra	Teacher Secondary	87,014.34	150.00
Green	Sheldon	Teacher Elementary	89,561.82	120.00
Green	John David	Secretary - Treasurer	165,904.30	2,062.37
Greenhalgh	Andrea	Teacher Elementary	88,739.80	-
Greening	Donna	Teacher Elementary	77,671.92	-
Greenshields	Robert	Teacher Secondary	91,963.36	-
Greer	Elizabeth	Teacher Secondary	86,918.68	-
Greig	Karen	Teacher Secondary	88,077.24	-
Grenier	Francois	Teacher Elementary	88,077.24	-
Grenzberg	Anica	Area Counsellor - Elem	90,948.96	60.00
Greveling	Paul	Teacher Elementary	77,537.50	-
Grewal	Amandeep	Teacher Secondary	88,301.06	-
Grewal	Jasvinder	Teacher Elementary	89,091.72	-
Grewal	Harinder	Teacher Elementary	80,364.28	-
Grier	Sandra	Teacher Secondary	80,402.23	185.00
Grier	Kent	Project Manager - Facilities	86,324.40	827.95

Grieve	Judy	Teacher Elementary	86,918.68	-
Griffiths	Michael	Teacher Secondary	80,810.23	-
Grimes	Valerie	Teacher Secondary	79,839.82	100.00
Groberman	Maiky	Teacher Elementary	87,538.00	50.00
Grudman	Rachel	Teacher Elementary	80,402.23	-
Gruft	Geraldine	Teacher Elementary	88,118.83	-
Gruger	Sandra	Teacher Elementary	75,023.03	-
Guraliuk	Raymond	Teacher Secondary	84,433.79	-
Guraliuk	Corrie-Anne	Teacher Secondary	80,810.23	30.00
Gurney	Daphne	Teacher Elementary	80,774.44	-
Haas	Christopher	Teacher Secondary	91,844.39	-
Habibian	Masoud	Teacher Secondary	80,364.28	-
Hageleit	Selma	District Principal	121,293.74	14.75
Hagenson	Michelle	Teacher Elementary	78,703.36	-
Hagglund	Leanne	Special Education - Sec	79,571.28	-
Haji	Deenu	Teacher Secondary	92,209.04	-
Hales	Sharon	Teacher Elementary	88,077.24	160.00
Haley	Allan	AE Instructor Structured Cours	95,702.33	101.50
Halim	Peter	Teacher Secondary	87,756.97	-
Hall	Stephen	Teacher Secondary	81,726.71	-
Hall-Stevenson	Linda	Area Counsellor - Elem	89,913.34	-
Hamaguchi	Mette	Director of Instruction	134,115.96	-
Hambly	Jonathan	Teacher Secondary	79,961.81	-
Hamer-Hayley	Tara	Fac Supervisor - Rent/Lease	75,893.69	92.80
Hamlen	Glen	Teacher Secondary	75,730.53	-
Hampson	Kevin	Special Education - Sec	81,133.18	-
Hampton	Alan	Teacher Secondary	89,152.92	-
Handscomb	Kerry	Secondary Vice-Principal	112,773.91	262.50
Hannay	Scott	Electrician	77,618.62	-
Hansed	Simon	Teacher Elementary	76,528.17	-
Hansen	Carolyn	Teacher Secondary	81,587.37	125.00
Hansen	Tara	Teacher Secondary	88,118.83	-
Hansen	Pamela	Teacher Elementary	92,350.36	65.00
Hansman	Glen	Learning Services Consultant	88,821.88	-
Hanvey	Todd	Teacher Elementary	80,611.58	-
Haraga	Allison	Teacher Elementary	80,364.28	-
Harcus	Evelyn	Elementary Vice-Principal	90,745.79	-
Hardie	Elizabeth	Teacher Elementary	79,571.77	-
Hardman	Andrew	Teacher Secondary	88,077.24	332.00
Hardwick	Troy	Special Education - Sec	81,945.73	-
Harker	Stacey	AE Instructor	83,062.05	100.00
Harpell	Stacey	Speech Language Pathologist	91,858.60	-
Harper	Susan	District Resource	97,469.54	-
Harris	Richard	Teacher Secondary	88,832.83	-
Harris	Teresa	Teacher Elementary	86,747.51	-
Harris	Tassie	Elementary Principal	105,641.83	-
Harrison	Nicole	Area Resource - Elem	91,790.19	871.12
Hartley-Folz	Jon	Teacher Secondary	93,107.70	-
Hasan	Ajaz	Manager - Operations	101,675.92	1,737.99
Hashigasako	Satoko	Teacher Secondary	88,179.24	300.00
Hauck	Martin	Teacher Secondary	80,402.23	-
Haveman	Angela	Secondary Principal	125,989.17	-
Hawbolt	Kelly	Teacher Secondary	103,625.89	-
Hawke	Shannon	Teacher Elementary	75,453.78	-
Hayes	Tracy	Teacher Secondary	87,326.68	-
Hayes-Brown	Elizabeth	Elementary Principal	119,769.29	3,299.07
Haynes	Paul	Teacher Elementary	80,364.28	-
Hayre	Onkar	Special Education - Sec	86,151.37	-
Heaney	Stephen	Service Coordinator-SETBC	76,742.61	-
Heine	Diane	Special Education - Sec	89,749.96	-
Heisler	Koryn	ESL Teacher	92,324.55	25.00
Helem	Richard	Teacher Secondary	83,624.28	-
Hemrich	David	Machinist	78,047.09	-
Henderson	Bianca	Teacher Secondary	85,148.90	150.00
Henderson	Gregory	Teacher Secondary	84,704.30	150.00
Henderson	Vernon	Sheet Metal Worker	75,328.53	-
Hengeveld	Mike	Teacher Secondary	91,101.00	-

Hepburn	Laura	Teacher Elementary	80,364.28	-
Hethey	James	Special Education - Sec	80,619.55	-
Heyworth	Judith	Teacher Elementary	80,364.28	53.60
Hickman	Jamine	Teacher Elementary	79,770.66	150.00
Hickman	Rodney	Steamfitter	89,112.47	-
Higgins	Peter	Carpenter	79,699.55	-
Higgs	Zoe	Teacher Secondary	90,354.13	-
Hildebrand	Jay	Teacher Elementary	81,689.88	50.00
Hill	Patricia	Teacher Elementary	86,918.68	175.00
Hinds	Barbara	Teacher Elementary	86,959.73	-
Hingson	Susan	Teacher Elementary	87,370.62	-
Hinkson	Chelsea	Teacher Elementary	76,262.72	45.00
Ho	Nina	Teacher Secondary	92,549.28	-
Ho	Sing Hay	Teacher Secondary	87,530.68	150.00
Ho	Pamela	Teacher Secondary	88,281.24	165.00
Ho	Ivan	Teacher Secondary	85,549.02	-
Ho	Charmaine	Teacher Elementary	90,333.04	-
Ho	Janson	Project Office Director	180,418.54	199.00
Hobbs	Danielle	Area Counsellor - Elem	75,295.78	150.00
Hobson	Shannon	Teacher Elementary	87,649.28	-
Hock	Renee	District Resource	86,352.68	150.00
Hodges	Christopher	Special Education - Sec	81,540.14	-
Hodgson	Jeffrey	Teacher Secondary	78,655.90	-
Hodson	Jasper	Teacher Elementary	82,810.16	-
Hofer	Melanie	AE Instructor Structured Cours	82,398.83	41.50
Hoffman	Suzanne	Superintendent	121,302.72	203.29
Hoflin	Christopher	Teacher Elementary	78,703.35	-
Hofmann	David	Painter	76,027.58	-
Hogaboam	H.Wayne	Teacher Secondary	91,093.29	-
Holburn	Robin	Teacher Secondary	86,923.60	-
Holdaway	Erica	Teacher Secondary	84,467.67	-
Holdaway	Catherine	Teacher Secondary	76,582.21	-
Holland	Lynda	Teacher Elementary	88,118.83	70.00
Holland	Kimberly	Teacher Elementary	80,402.23	150.00
Hollands	Anita	Teacher Secondary	88,281.24	-
Hollifield	Catherine	Area Counsellor - Elem	90,602.53	150.00
Holm	Janet	Teacher Secondary	79,737.82	-
Holmes	Tonya	Teacher Elementary	88,118.83	-
Homick	Bradley	Teacher Elementary	80,364.28	-
Hong	Jennifer	Teacher Elementary	86,959.73	540.00
Hong	Vickie	Teacher Elementary	90,740.17	150.00
Hooker	Rowena	Teacher Elementary	88,118.83	-
Hooper	Ludmilla	Teacher Elementary	80,364.28	20.00
Hoppen	Bonita	Teacher Elementary	89,772.92	-
Hornby	Susan	Teacher Secondary	90,308.04	-
Hong	Stella	Teacher Secondary	86,566.52	-
Horsley-Holwill	Joann	Senior Manager - HR	122,066.26	-
Houle	Karina	Teacher Elementary	87,167.07	-
Hounsell	Miranda	Teacher Elementary	88,118.83	95.00
Howell	Margaret	Teacher Secondary	89,356.92	26.00
Howes	Forman	Teacher Secondary	87,603.91	-
Hsieh	Yi	Teacher Elementary	77,825.70	-
Hsu	Chiang	Teacher Secondary	75,045.16	-
Hsu	Lorraine	Teacher Elementary	86,918.68	-
Hsu	Chia-Wei	Mgr-Budget &Forecast &Planning	89,041.77	771.67
Hudson	Chris	Executive Director, ES	98,951.71	-
Hudson	Geoffrey	Teacher Secondary	80,810.23	-
Hudson	Sarah	Teacher Elementary	79,981.18	-
Huey	Sharon	Teacher Secondary	90,968.43	-
Hufty	Susan	Teacher Elementary	80,387.00	20.75
Hughes	Amy	Teacher Secondary	92,354.39	-
Hughes	Victoria	Teacher Secondary	92,409.32	-
Hughes	Mary	Teacher Elementary	80,402.23	-
Hughes	Sean	Teacher Elementary	88,739.80	-
Hughes	Paul	Teacher Elementary	88,118.83	-
Hughes	Darlene	Secondary Vice-Principal	112,773.91	-
Hughes	Angela	Elementary Principal	120,473.10	13.50

Hugli	Wendy	Teacher Elementary	88,077.24	70.00
Hui	Persis	Teacher Secondary	98,338.86	173.54
Hum	Nathan	Teacher Elementary	80,191.71	120.00
Humeniuk	Marion	Teacher Elementary	81,178.46	-
Humphries	Andrew	Secondary Vice-Principal	111,605.64	1,312.50
Hundal	Nancy	Teacher Elementary	82,862.26	70.00
Hunt	Yvonne	Teacher Elementary	87,622.16	230.00
Hurst	Sherry	District Resource	91,338.95	-
Hurst	Keri	Teacher Elementary	83,687.41	40.00
Husak	Karen	Teacher Elementary	75,498.40	108.60
Hutchinson	Elena	Special Education - Sec	92,349.01	-
Hutchinson	Ioannis	AE Instructor Structured Cours	81,422.70	-
Hutchison	Petra	Teacher Secondary	96,717.53	-
Hwang	Daphne	Teacher Elementary	81,941.24	-
Iameo	Lorenzo	Teacher Secondary	77,814.38	13.50
Ikeda	Lynda	Teacher Elementary	80,984.96	-
Inglis	Jeanette	Teacher Elementary	85,801.82	290.00
Innes	Steven	Electrician	80,355.45	-
Ionta	Caterina	Teacher Elementary	87,245.60	150.00
Irvin	Raphael	Teacher Secondary	88,485.24	-
Irvine	Karen	Teacher Secondary	80,606.23	-
Irving	Sarah	Teacher Elementary	86,123.79	-
Ito	Celine	Teacher Elementary	79,863.04	-
Iuele	Franco	Special Education - Sec	78,741.30	-
Jack	Byron	Teacher Secondary	87,861.37	-
Jack	Jennifer	Teacher Secondary	86,918.68	150.00
Jackson	Sylvia	Special Education - Elem	81,430.29	150.00
Jackson	Larissa	Psychologist - Elem	95,013.65	105.00
Jakoy	Lawrence	Teacher Secondary	87,673.73	-
Jamal	Soraya	Teacher Elementary	80,402.23	50.00
Jambor	Allison	Teacher Elementary	88,187.19	229.00
Jamen	Mona	Teacher Elementary	80,897.72	-
James	Susanna	Teacher Secondary	88,234.33	175.00
James	Monica	Teacher Elementary	80,402.23	-
Jamieson	Laura	Teacher Secondary	87,224.68	-
Jamieson	Joseph	Teacher Elementary	92,345.28	-
Jamieson	Catherine	Director Instruction	132,499.99	965.07
Janes	Charlene	Teacher Elementary	80,364.28	-
Janssen	Robert	AE Teaching Assistant	80,114.20	-
Janze	Carl	Teacher Secondary	93,324.49	-
Janze	Tracy	Teacher Elementary	86,918.68	150.00
Jardine	Susan	Teacher Elementary	87,846.51	-
Javier	Joey	Info Tech Support B	77,867.28	-
Jay	Edmond	Teacher Secondary	77,768.31	-
Jay	Norman	Teacher Secondary	91,126.53	-
Jay	Caroline	Teacher Secondary	87,673.73	2,677.28
Jaye	Michelle	Teacher Secondary	76,202.23	-
Jeeva	Jasmine	Teacher Secondary	88,383.24	-
Jefferson	Matthew	Teacher Secondary	89,342.83	-
Jensen	Heather	Teacher Secondary	84,088.08	-
Jensen	Marea	Secondary Principal	133,328.38	-
Jeram	Paula	Teacher Elementary	80,402.23	40.00
Joe	Cheryl	Teacher Elementary	80,364.28	150.00
Joe	Tammy	Teacher Elementary	86,918.68	-
Joe	Elizabeth	Teacher Elementary	79,987.00	-
John	Sheela	Teacher Elementary	87,849.70	120.00
Johnson	Nathan	Teacher Secondary	80,466.28	150.00
Johnson	Diana	Teacher Elementary	86,959.73	65.00
Johnson	David	Teacher Elementary	91,328.97	-
Johnson	Kylie	Teacher Elementary	79,571.77	-
Johnson	Jennifer	Teacher Elementary	86,959.73	-
Johnson	Aaron	Electrician	77,144.43	59.60
Johnston	Andrew	Teacher Secondary	92,107.04	-
Johnston	Mark	Teacher Secondary	88,118.83	-
Johnston	Terrance	Teacher Elementary	88,077.24	-
Johnston	Julie	Teacher Elementary	88,077.24	-
Johnston	Jordan	Teacher Elementary	86,061.54	120.00

Jones	Susan	Teacher Secondary	84,127.79	420.00
Jones	Paul	Teacher Secondary	91,254.48	203.71
Jones	Keith	Teacher Elementary	88,077.24	-
Jones	Jennifer	Teacher Elementary	87,306.33	35.00
Jorgensen	Margaret	Administrator On Call	79,803.34	-
Judson	Ian	Teacher Elementary	88,077.24	-
Jung	Randolph	Teacher Secondary	87,224.68	-
Jung	Susan	Teacher Secondary	80,874.28	185.00
Jung	Susan	Teacher Elementary	86,918.68	150.00
Jung	Michael	Teacher Elementary	87,580.55	45.00
Jung	Jennie	District Resource	80,402.23	-
Jung	Helen	Teacher Elementary	89,553.94	-
Jurgeleit	Ejay	Painter	80,508.04	-
Kachmar	Dennis	Special Education - Sec	86,918.68	-
Kakushkin	Laura	Teacher Secondary	76,030.16	-
Kallergis	Sherry	Manager - ERAC	95,081.53	147.57
Kam	Vincie	Teacher Secondary	89,152.92	50.00
Kam	Colin	Teacher Secondary	76,234.16	-
Kamin	Daniel	Teacher On Call Limited - Sec	94,135.59	-
Kanavos	George	Teacher Secondary	90,135.92	30.00
Karmali	Hanif	Teacher Secondary	81,259.35	-
Kartsonas	Nancy	Teacher Secondary	94,031.84	-
Kassam	Farzana	Teacher Elementary	85,075.35	-
Kassis	Omar	Special Education - Sec	91,739.98	-
Kassis	Magdalena	Director of Instruction	152,555.75	150.00
Kauldher	Sangeeta	Secondary Vice-Principal	112,682.07	1,312.50
Kaur	Ravinder	Teacher Secondary	77,159.94	-
Kay	Duncan	Teacher Elementary	81,023.20	-
Kefalas	Andrew	Teacher Secondary	88,851.56	-
Keizer	Patricia	Teacher Elementary	88,118.83	75.00
Keller	Dustin	Teacher Secondary	91,560.48	-
Kelly	Ciara	Teacher Elementary	91,063.78	-
Kelly	Chloe	Area Counsellor - Elem	90,184.88	40.00
Kelly	Stephen	Electrician	76,612.74	-
Kelly	Michele	Manager - Purchasing	106,779.02	311.57
Keng	Govan	Home Instruction - Sec	174,221.13	-
Kennedy	Lynne	Teacher Elementary	89,093.75	70.00
Kenny	Erin	Teacher Secondary	90,602.53	197.50
Kenon	Patricia	Teacher Elementary	87,575.82	-
Kent	Kelly	Teacher Elementary	80,402.23	-
Kent	Bonnie	Elementary Principal	120,451.49	-
Keon	K.Sheila	Teacher Secondary	80,606.23	-
Kcough	Adrian	Director of Instruction	132,457.81	6,835.06
Kerr	Allison	Elementary Principal	119,488.74	-
Kershaw	Mark	Teacher Elementary	80,364.28	-
Khan	Nancy	Teacher Elementary	79,862.54	-
Kilback	Kenneth	Teacher Elementary	86,510.63	70.00
Kim	Tanya	Teacher Elementary	87,167.08	10.00
Kim	Jennifer	Teacher Elementary	76,946.64	210.00
Kinakin	Jennifer	Teacher Secondary	82,585.48	150.00
King	Catherine	Teacher Secondary	92,413.04	-
King	Maria	Teacher Elementary	88,077.24	-
King	Clea	Teacher Elementary	82,849.27	-
Kinna	Nadine	Teacher Elementary	85,612.43	-
Kinsey	Trevor	Teacher Secondary	80,402.23	-
Kirby	Steven	Teacher Elementary	79,987.00	-
Kirkegaard	Sandra	Teacher Elementary	86,959.73	30.00
Kirkham	Alanna	Teacher Elementary	75,073.44	-
Kirkpatrick	Scott	Gasfitter	80,734.04	-
Kirkwood	Kyle	AE Instructor Structured Cours	101,179.86	-
Kishi	Neil	Teacher Elementary	87,849.70	150.00
Kit	Jeffrey	Teacher Elementary	80,402.23	-
Klaassen	Adam	Teacher Secondary	88,179.24	130.00
Klassen	Allan	Teacher Elementary	76,110.31	-
Klemm	Richard	Teacher Elementary	80,402.23	-
Knibbs	Daniel	Elementary Principal	120,410.49	-
Knight	Thane	Teacher Secondary	96,676.47	-

Knight	Rita	Teacher Elementary	86,959.73	150.00
Ko	Warren	Health & Safety Officer	75,421.54	1,176.03
Kobbi	Faten	Teacher Secondary	84,700.08	130.00
Koch	Brenda	Teacher Elementary	79,083.64	-
Kocken	Nicolaas	AE Instructor	83,244.80	-
Koe	Darryl	Teacher Elementary	80,364.28	-
Kolber	Patricia	Teacher Secondary	86,668.93	172.00
Koloff	Timothy	Special Education - Sec	83,981.49	-
Komar	Elizabeth	Special Education - Sec	85,039.47	-
Kong	Gowa	Elementary Principal	120,194.61	-
Kontos	Stamatoula	Teacher Elementary	80,402.23	-
Koo	Maria	Teacher Secondary	81,893.88	130.00
Koo	Jacky	Teacher Secondary	87,571.73	-
Kool	Catherine	Teacher Secondary	80,670.28	-
Korsch	Kenneth	Machinist	81,471.86	-
Kos	Tanya	Teacher Elementary	89,050.67	-
Kosman	Gregory	Teacher Secondary	88,893.24	-
Kotsaridas	Alexandra	Teacher Secondary	80,364.28	-
Kourtessis	Vassiliki	Teacher Elementary	86,918.68	-
Kowalski	Richard	Special Education - Sec	80,364.28	-
Krausz	Katherine	Teacher Elementary	80,402.23	-
Krieg	Elizabeth	Indigenous Education - Sec	82,822.94	-
Krohman	Laura	Teacher Elementary	86,039.78	-
Krowchuk	Gregory	Electrician	84,603.24	-
Krug	Timothy	Elementary Principal	120,194.47	-
Kucherhan	Arlene	Teacher Elementary	80,402.23	-
Kuchmistrz	Janek	AE Instructor	89,269.25	100.00
Kugi	Harald	Teacher Secondary	80,364.28	-
Kuhn	Brian	Director of Learning Info Tech	142,579.52	772.18
Kuiper	Antonia	Teacher Secondary	87,061.73	-
Kuk	Helen	Teacher Secondary	88,281.24	-
Kumar	Rohit	Teacher Secondary	80,178.00	-
Kumar	Sandy	Teacher Elementary	86,918.68	-
Kung	Emily	Teacher Secondary	79,721.48	120.00
Kuniss	Gerry	Teacher On Call Limited - Sec	80,772.28	-
Kurbis	Susan	Teacher Elementary	79,952.40	-
Kuzmiski	Sheila	Teacher Elementary	88,077.24	-
Kvist	Brenda	Transition Teacher - Sec	95,228.29	-
Kwan	Michael	Teacher Secondary	75,527.16	-
Kwan	Pinky	Teacher Elementary	90,983.48	130.00
Kwan	Linda	Teacher Elementary	86,918.68	-
Kwok	Neva	Teacher Elementary	80,402.23	-
Kwon	Paulina	Teacher Secondary	87,381.23	-
Kwon	Julia	Teacher Elementary	86,015.76	-
Kwon	Anthony	Supervisor - Material Services	84,514.63	-
Kwon	Bernita	Secondary Principal	117,060.47	-
Kwong	Annie	Teacher Secondary	95,297.31	167.00
Kwong	Vincent	Teacher Secondary	83,014.16	-
Kwong	Danita	Teacher Elementary	88,077.24	-
Lachelt	Herbert	Teacher Secondary	79,206.13	-
Lackmance	Frederick	Teacher Secondary	88,254.53	200.00
Lacoumentas	Nektaria	Teacher Secondary	92,150.32	20.75
Lacroix	Joan	Teacher Elementary	80,402.23	50.00
Lacroix	Remi	Teacher Elementary	88,118.83	-
Lafond	David	Teacher Elementary	88,118.83	-
Lafontaine	Elaine	Teacher Elementary	86,735.18	95.00
Lai	Lam	Teacher Secondary	81,111.28	-
Lai	Daniel	Teacher Secondary	91,208.85	-
Lake	Erica	Teacher Elementary	80,364.28	105.00
Lam	Janice	Teacher Secondary	87,448.88	-
Lam	Virginia	Teacher Secondary	91,801.04	50.00
Lam	Amelia	Teacher Secondary	89,071.92	-
Lam	Eric	Teacher Secondary	88,281.24	25.00
Lam	Yvonne	Teacher Elementary	86,918.68	-
Lam	Kara	Teacher Elementary	86,959.73	150.00
Lam	Eddie	Teacher Elementary	80,402.23	-
Lam	Karyn	Teacher Elementary	80,364.28	-

Lam	Kathy	Teacher Elementary	81,511.93	-
Lamb	David	Teacher Secondary	80,670.28	-
Lamb	Janine	Elementary Vice-Principal	97,134.83	1,200.00
Lambert	Joanne	Teacher Elementary	79,533.82	117.00
Lancaster	Margaret	Teacher Elementary	87,849.70	514.44
Land	Meredith	Speech Language Pathologist	90,775.55	215.00
Land	Jessica	Manager-Enhanced Services	85,707.99	-
Land	J. Kevin	Secondary Principal	133,328.38	4,080.00
Landreth	Gavin	Teacher Elementary	86,810.77	88.11
Landry	Arran	Teacher Elementary	79,990.16	-
Landry	Lisa	Assistant Secretary Treasurer	150,023.34	845.77
Lang	Christine	Teacher Elementary	80,364.28	-
Langevin	Dominique	Teacher Elementary	88,077.24	-
Langford	Michael	Teacher Elementary	80,364.28	-
Langlois	Jocelyn	Associate Superintendent	87,155.37	-
Langmuir	Barbara	Teacher Elementary	88,077.24	75.00
Larochelle	Karen	Teacher Elementary	90,255.39	-
Larock	Anthony	Teacher Secondary	89,415.72	-
Larouche	Carl	Teacher On Call Limited - Sec	88,301.11	185.00
Larrivee	Chantal	Teacher Elementary	78,526.82	370.70
Larson	Thomas	Teacher Elementary	93,361.79	-
Lascelles	Anne-Marie	Teacher Elementary	86,298.50	-
Latimer	Brian	Teacher Secondary	87,163.73	-
Lattimer	Michael	Teacher Secondary	93,737.28	-
Lau	Yvonne	Teacher Secondary	82,290.04	130.00
Lau	Irving	Teacher Secondary	80,195.06	150.00
Lau	Evelyn	Teacher Secondary	83,551.81	130.00
Lau	Wendy	Teacher Elementary	88,077.24	-
Lau	Elaine	Teacher Elementary	86,959.73	-
Lau	Joanne	Teacher Elementary	86,918.68	-
Laumen	Teresa	Teacher Secondary	85,635.32	150.00
Lauzon	Louise	Teacher Elementary	86,061.53	-
Lauzon	Jason	Secondary Principal	128,555.86	-
Lavoie	Sylvie	Teacher Elementary	80,402.23	-
Lavoie	Jacqueline	Elementary Principal	125,069.34	-
Lawrence	Richard	Teacher Secondary	85,718.26	-
Lawrence	John	Teacher Secondary	80,145.82	150.00
Lawrence	Duane	Teacher Secondary	87,428.68	190.00
Lay	Caroline	Mentor Elementary	86,918.68	150.00
Leahy	Marguerite	Teacher Elementary	90,209.23	85.00
Leahy	Ernest	Carpenter	78,973.72	-
Learmonth	Leslie	Teacher Elementary	88,118.83	165.00
Leblond	Michael	Heat & Frost Insulator	80,417.12	-
Lechner	Andre	Special Education - Sec	87,224.68	15.00
Lee	Jenny	Teacher Secondary	87,173.13	-
Lee	Grace	Teacher Secondary	80,466.28	-
Lee	Patrick	Teacher Secondary	90,795.00	-
Lee	Cynthia	Teacher Secondary	92,001.58	-
Lee	Gregory	Teacher Secondary	87,326.68	-
Lee	Joann	Teacher Secondary	84,598.08	-
Lee	Donna	Teacher Secondary	87,020.68	-
Lee	Anita	Teacher Secondary	90,534.81	-
Lee	Justine	Teacher Secondary	87,245.14	165.38
Lee	Monica	Set BC Provincial - Sec	88,903.09	-
Lee	Andrea	Teacher Secondary	90,642.48	200.00
Lee	Christopher	Teacher Secondary	80,772.28	344.33
Lee	Joseph	Teacher Secondary	88,060.46	-
Lee	Lawrence	Teacher Secondary	87,469.73	-
Lee	Melina	Teacher Secondary	85,871.09	-
Lee	Tony	Teacher Secondary	92,131.76	196.00
Lee	Yurim	Set BC Provincial - Sec	80,003.15	-
Lee	Phillip	Teacher Secondary	88,220.83	-
Lee	Kashminder	Teacher Elementary	80,364.28	-
Lee	Mary	Teacher On Call - Elem	97,050.17	-
Lee	Linda	Teacher Elementary	86,959.73	-
Lee	Laurie	Teacher Elementary	88,509.44	-
Lee	Janet	Teacher Elementary	86,909.87	-

Lee	Janey	Teacher Elementary	84,714.24	1,481.75
Lee	Jillian	Teacher Elementary	86,959.73	-
Lee	Lieh-Min	Teacher Elementary	88,077.24	130.00
Lee	Meredith	Teacher Elementary	80,402.23	-
Lee	Cindy	Teacher Elementary	80,402.23	-
Lee	Patricia	Teacher Elementary	88,077.40	-
Lee	Juliana	Teacher Elementary	88,077.24	-
Lee	Rickie	Teacher Elementary	84,670.27	-
Lee	Brenda	Teacher Elementary	86,918.68	138.75
Lee	Alice	Teacher Elementary	80,364.28	45.00
Lee	Stella	Teacher Elementary	79,946.64	70.00
Lee	Anne	Facilities Planner	84,677.93	2,092.47
Lee	Pui Shan	Benefits & Payroll Compliance Supervisor	107,620.96	25.00
Leechik	Stephanie	Teacher Secondary	80,606.23	-
Lefavre	Mary	Special Education - Sec	80,668.08	-
Legg	Patricia	Secondary Vice-Principal	112,773.91	1,237.92
Lehmann	Renate	Teacher Secondary	88,275.75	-
Lehmann	Birgid	Teacher Elementary	88,564.46	-
Lejay	Denis	Teacher On Call Limited - Sec	88,179.24	185.00
Lekich	Janet	Teacher Elementary	76,665.15	-
Lemaire	Rose	Teacher Elementary	91,186.72	-
Lemay	Robin	Plumber	75,781.90	-
Lemieux	Michel	HR Staffing Advisor	93,912.40	849.90
Lemmon	Stephanie	Teacher Secondary	89,459.93	165.00
Leong	Susan	Teacher Secondary	86,796.09	-
Leong	Diana	Teacher Elementary	88,077.24	-
Leong	Ming	Supervisor - Maintenance	104,449.18	686.00
Lerch	Stephen	Teacher Elementary	82,849.27	-
Lercher	Lynn	Teacher Secondary	75,535.92	-
Lesage	Ashley	Teacher Elementary	76,931.89	25.00
Less	Shannon	Teacher Secondary	85,492.60	302.28
Letourneau	Claire	Teacher Elementary	88,077.24	70.00
Leung	Dorothy	Teacher Secondary	87,961.30	160.00
Leung	Helen	Teacher Secondary	89,682.36	-
Leung	Edward	Teacher Secondary	101,249.53	67.00
Leung	Katie	Teacher Secondary	91,029.62	89.25
Leung	Ronda	Teacher Secondary	88,281.24	50.00
Leung	Louise	Teacher Elementary	86,918.68	220.00
Leung	Angela	Teacher Elementary	80,402.23	210.00
Leung	Lily	Teacher Elementary	81,941.24	220.00
Leung	Iris	Prog. Coord.- Int'l Ed. (CIE)	89,539.76	14,177.03
Leung	Cecilia	Sueprvisor-Budget/Forecasting	91,856.65	2,813.92
Leung	Stephen	Elementary Principal	120,410.49	1,523.31
Levan Hunter	Monique	Teacher Elementary	86,959.73	50.00
Leveille	C. Jay	Teacher Secondary	87,326.68	-
Levens	Aprile	Teacher Elementary	80,402.23	150.00
Lever	Anita	Teacher Secondary	80,364.28	-
Levine	S. Joel	Elementary Principal	119,241.28	-
Lew	Jeannie	Teacher Elementary	86,918.68	-
Lewis	Danielle	Teacher Elementary	85,275.27	-
Lewis	Jill	Special Education - Elem	81,951.63	-
Li	Kenny	Teacher Secondary	79,710.83	30.00
Li	Cindy	Teacher Elementary	76,058.45	150.00
Liang	Nicholas	Teacher Elementary	86,959.73	-
Liao	Diana	Teacher Secondary	87,673.73	50.00
Lichimo	Caroline	Teacher Elementary	84,675.35	-
Liew	Jessica	Teacher Secondary	87,061.73	-
Liguori	Anna	Teacher Elementary	78,662.61	324.35
Lin	Xuepei	Teacher Secondary	88,281.24	-
Lin	Milly	Teacher Secondary	89,419.15	-
Lin	Tina	Teacher Secondary	88,730.83	130.00
Lin	Eva	Teacher Elementary	77,094.64	-
Lind	Peter	Teacher Elementary	87,208.66	-
Lind-Petersen	Adam	Carpenter	75,994.94	-
Lindsay	Carissa	Teacher Secondary	88,077.24	-
Ling	Lena	District Vice Principal	111,702.23	100.00
Lipsky	Adam	Teacher Secondary	88,364.98	20.00

Lising	Hazel	Special Education - Sec	89,399.02	-
Liu	Minnie	Teacher Secondary	88,077.24	150.00
Liu	Yu-Lin	Teacher Elementary	101,285.05	-
Liu	Janis	Teacher Elementary	87,900.76	-
Livesey	Mary-Ann	Deaf and Hard of Hearing	90,854.34	-
Lloyd	Bradley	Teacher On Call Limited - Sec	89,805.50	-
Lloyd	Rachel	Teacher Elementary	87,849.65	167.00
Lo	Yates	Teacher Secondary	79,887.71	-
Lo	Eugene	Teacher Secondary	79,691.28	-
Lo	Amy	Teacher Elementary	95,261.77	-
Logie	Janet	Teacher Elementary	88,477.24	105.00
Lohr	Sieglinde	Teacher Secondary	81,014.23	197.00
Long	Trevor	Teacher Secondary	84,956.15	-
Loong	Gary	Teacher Elementary	80,364.28	60.00
Lopetrone	Theresa	Teacher Elementary	77,282.17	-
Lopez	Lesley	Teacher Elementary	90,869.50	-
Lopez	Ricardo	Secondary Principal	119,970.06	-
Lougheed	Mei	Teacher Elementary	86,918.68	-
Louie	Michael	Teacher Secondary	90,127.04	50.00
Louie	Michael	Teacher Secondary	76,665.14	-
Loui-Ying	Sara	Teacher Elementary	77,238.40	-
Loutit	Duncan	Teacher Elementary	84,637.40	-
Love	Kimberly	Teacher Secondary	80,497.69	-
Low	Benny	Teacher Secondary	87,375.42	140.00
Low	Terrie	Teacher Elementary	90,211.27	156.43
Low	Adrian	Teacher Elementary	86,918.68	176.00
Low	Tricia	Elementary Principal	121,686.72	-
Lowe	Sharon	Teacher Elementary	86,918.68	-
Loy	Audrey	Teacher Secondary	91,929.05	-
Lubinizki	Benjamin	Teacher Secondary	80,810.23	-
Lublow	Florence	Teacher Elementary	86,918.68	-
Lui Hu	Brenda	Teacher Elementary	83,325.89	-
Luistro	Maria	Teacher Elementary	90,250.82	-
Lum	Auton	Teacher Secondary	90,354.13	-
Lum	Lorraine	Teacher Secondary	87,508.86	-
Lum	Julisa	Teacher Elementary	80,764.28	-
Lum	Maryna	Deaf and Hard of Hearing	84,014.04	-
Lum	Helen	Teacher Elementary	80,364.28	-
Lum	Carol	Teacher Elementary	86,959.73	-
Lundell	Scott	Teacher Elementary	86,959.73	-
Lynch	Jeffrey	Teacher Elementary	80,402.23	-
Lyons	Celia	Area Counsellor - Elem	90,575.80	-
Ma	Siu	Teacher Secondary	85,045.79	-
Ma	Gloria	Teacher Elementary	75,325.54	170.00
Maccormack	John	Elementary Principal	105,628.37	126.00
Macculloch	Deborah	Teacher Secondary	80,364.28	-
Macdonald	Lorna	Teacher Secondary	100,031.09	-
Macdonald	Elizabeth	Teacher Elementary	86,326.07	-
Macdonald	Scott	Teacher Elementary	80,402.23	120.00
Macdonald	Kyla	Teacher Elementary	78,491.52	240.00
Macdonald	Ronald	Mgr - Energy&Environ Sustainab	95,756.57	1,775.51
Macer	Christine	Manager-Community School Teams	94,286.05	1,757.35
Macfadden	Erin	Teacher Elementary	86,959.73	-
Macinnes	J. Alexander	Secondary Principal	128,555.86	-
Macintosh	Mark	Teacher Elementary	86,959.73	-
Macintyre	Catherine	Teacher Elementary	79,987.00	195.00
Macintyre	Brin	Teacher Elementary	80,402.23	-
Maciura	Blair	Teacher Elementary	84,675.35	225.00
Mackay	Jodi	Teacher Elementary	85,843.40	-
Mackenzie	Linda	Teacher Secondary	88,077.24	-
Mackinnon	Belinda	Special Education - Sec	80,943.55	140.40
Mackinnon	Stuart	Teacher Secondary	89,892.67	-
Mackinnon	Peter	Teacher Secondary	80,395.00	-
Mackinnon	Marguerite	Teacher Elementary	86,918.68	-
Mackinnon	Karen	Teacher Elementary	86,918.67	-
Macleod	Travis	Teacher Secondary	92,603.06	-
Macleod	Ian	Teacher Secondary	95,769.33	-

Macmaster	Maria	Teacher Elementary	90,209.23	2,074.91
Macmillan	Walter	Teacher Elementary	80,364.28	-
Macmillan	Phoebe	Secondary Vice-Principal	102,701.08	1,362.50
Macniel	Tenley	Teacher Secondary	79,106.95	-
Macphee	Dimitra	Teacher Secondary	80,670.28	-
Macphee	Ian	Teacher Secondary	80,772.28	-
Macphee	Ian	Coordinator - Recruitment	79,359.68	-
Macpherson	Judith	Teacher Elementary	80,364.28	150.00
Macqueen	Diane	Teacher Elementary	84,531.59	325.00
Maddalozzo	Richard	Teacher Secondary	85,003.83	-
Madsen	Kellianne	Teacher Elementary	86,753.58	-
Maggiolo	Dominic	Elementary Vice-Principal	97,147.90	-
Maguire	Jillian	Teacher Secondary	87,020.68	695.00
Maguire	Shelagh	Teacher Elementary	88,077.24	-
Mah	Suzie	Distance Education - Sec	91,125.84	-
Mah	Wayne	Teacher Secondary	91,492.72	-
Mah	Wendy	Teacher Elementary	80,402.23	90.00
Mah	Lisa	Teacher Elementary	87,539.31	-
Mah	Gordon	Teacher Elementary	86,918.68	64.20
Mah	Sue	Functional Advisor	102,459.56	2,451.37
Mahony	Nicholas	Teacher Elementary	75,073.43	150.00
Main	Heather	Area Counsellor - Elem	90,214.52	-
Maitland	Jennifer	Teacher Secondary	93,765.93	-
Major	Sharon	Teacher Elementary	80,402.23	-
Mak	Lysanne	Teacher Secondary	97,039.34	-
Mak	Olivia	Teacher Secondary	87,173.20	100.00
Mak	Eugene	Info Tech Support C	75,546.95	-
Makarenko	Serge	Teacher Secondary	97,529.03	-
Maley	Andrea	Teacher Secondary	79,083.44	250.00
Malin	Scott	Teacher Elementary	88,118.83	-
Malette	Michael	Teacher Secondary	80,364.28	-
Malette	Gregory	Steamfitter	80,238.53	-
Malli	Sukhjinder	Teacher Secondary	83,006.52	-
Maltais	Louise	Teacher Elementary	80,364.28	-
Manery	Glen	Area Counsellor - Elem	90,711.00	-
Manetta	Angela	Teacher Secondary	84,184.88	26.00
Manhas	Rajinder	Teacher Secondary	81,180.28	150.00
Manley	Christine	Teacher Elementary	80,402.23	35.00
Mann	Albert	Teacher Secondary	98,115.36	-
Manninen	Melissa	Teacher Elementary	80,402.23	-
Manzo	Rita	Teacher Elementary	86,959.73	120.00
Mao	Huan Ming	Teacher Secondary	80,568.28	-
Mar	Gregory	Secondary Vice-Principal	112,788.39	-
Marchioro	David	Teacher Elementary	81,190.03	-
Marino	Nicholas	Teacher Elementary	86,959.73	-
Marino	Sandra	Teacher Elementary	86,918.68	-
Marino	Michael	Teacher Elementary	86,959.73	-
Mark	Jason	Teacher Secondary	93,629.03	-
Markic	Diana	Special Education - Sec	87,367.73	30.00
Markus	Laz	Supervisor - LIT	82,288.17	-
Marlyn	Sean	Elementary Principal	120,410.49	1,597.50
Marpole Cotter	Angela	Teacher Elementary	86,959.73	458.75
Marsden	Davita	Indigenous Education - Sec	83,388.44	-
Marsh	Casey	Special Education - Sec	86,091.17	-
Marshall	Colleen	Teacher Secondary	84,127.79	-
Marshall	Glen	Special Education - Sec	98,182.62	15.00
Marshall	Tracy	Teacher Elementary	86,504.34	-
Martelli	Dale	Teacher Secondary	92,311.04	278.21
Martin	Joanne	Teacher Secondary	94,202.80	-
Martin	Heather	Teacher On Call - Sec	79,837.89	-
Martin	Suzanne	Teacher Elementary	91,227.77	-
Martin	Sean	Teacher Elementary	88,697.92	-
Martin	Alicia	AE Instructor Structured Cours	81,437.71	41.50
Martinkova	Monika	Teacher Elementary	80,402.23	300.00
Martinson	Diane	Elementary Principal	120,410.49	3,802.00
Marwaha	Amaritpal	Teacher Elementary	88,077.30	-
Mason	Julie	Teacher Elementary	86,959.73	-

Mason	Dana	Manager - Payroll	102,910.33	2,000.00
Masuhara	Douglas	Teacher Elementary	82,133.42	30.00
Matear	Douglas	District Principal	125,783.93	17.98
Matsuda	Martha	Teacher Elementary	80,402.23	-
Matsuo	Mari	Teacher Elementary	86,463.29	-
Matthews	Sarah	Teacher Secondary	85,281.13	107.88
Matthews	Cheryll	Elementary Principal	120,410.49	3,297.95
Mattu	M.M. Lucie	Teacher On Call Limited - Sec	88,383.24	20.00
Maxwell-Smith	Eliner	Teacher Secondary	87,358.97	-
May	Andrea	Teacher Secondary	80,976.28	-
May	James	Teacher Elementary	86,958.95	-
Maynard	Gerhard	HR Advisor	78,915.63	1,058.37
Mazo	Jeffrey	Teacher Secondary	88,392.88	15.00
Mazzei	Eva	Special Education - Sec	76,656.94	-
Mazzone	Kathryn	Teacher Elementary	79,522.19	-
McAlister	Sarah	Elementary Vice-Principal	97,172.98	1,200.00
Mcbride	Matthew	Teacher Elementary	82,810.16	-
Mecabe	James	Special Education - Sec	80,364.28	-
Mccallion	Fergus	Teacher Secondary	92,252.39	-
Mccarron	Janet	Teacher Secondary	89,662.92	-
Mccrary	Douglas	Manager - Maint & Construction	126,351.43	3,738.11
Mccleary	Melissa	Teacher Elementary	88,518.83	-
Mcclenahan	Laura	Teacher Elementary	86,260.88	-
Meconnan	Nadine	Teacher Secondary	86,918.68	185.00
Meconville	Mary	Teacher On Call Limited - Elem	76,677.12	-
Mcdonnell	Maureen	Elementary Principal	119,241.28	-
Meeachern	Stacey	Teacher Secondary	86,350.36	140.00
Mcelhone	Catherine	District Resource	93,203.36	150.00
Mcewen	Andrea	Teacher Elementary	85,150.76	140.00
Mcgeer	Timothy	Secondary Principal	128,555.86	2,314.51
Mcgillivray	Carolee	Teacher Secondary	89,359.66	-
Meginn	Anne-Marie	Teacher Secondary	87,758.68	240.00
Megowan	Robert	AE Instructor	91,501.71	-
Meguire	Simone	Teacher Secondary	81,180.28	240.00
Meguire	Daniel	Teacher Secondary	75,116.62	-
Mchardy	Mai	Teacher Elementary	88,118.83	26.00
Mcintosh	Susan	Teacher Secondary	92,247.20	219.45
Mcisaac	Scott	Teacher Elementary	87,414.63	-
Mckay	Tamara	Teacher Secondary	92,886.75	190.00
Mckeen	Scott	Teacher Secondary	95,654.44	43.00
Mcknight	Chloe	Teacher Elementary	80,435.17	9.75
Mclennan	Peter	Teacher Secondary	91,501.29	-
Mcleod	Joanne	District Vice Principal	100,324.34	-
Mencil	Craig	Teacher Elementary	86,918.68	-
Mcnicol	Kateryna	Teacher Elementary	88,118.83	-
Mcphee	Brian	Carpenter	80,118.48	-
Mcperson	Shelley	Teacher Secondary	86,918.68	-
Mctaggart	Malcolm	Teacher Secondary	87,571.73	-
Mehl	Rainer	Teacher Secondary	92,151.02	25.00
Mehnert	Kathryn	Teacher Elementary	83,908.76	-
Mehra	Aimee	Teacher Elementary	91,436.98	-
Melville	Donna	Wellness Coordinator	87,406.40	-
Menard	Nathalie	Teacher Secondary	87,020.68	50.00
Mendoza	Maria Cynthia	Special Education - Sec	85,122.23	180.46
Mergens	Joseph	Teacher Elementary	88,118.83	-
Meschino	Gino	Director of Facilities	148,454.45	-
Mesman	Bruce	Service Coordinator-Adult Serv	77,357.35	-
Mey	Michel	Teacher Secondary	85,243.18	-
Mey	Nicola	Teacher Elementary	80,489.76	-
Mezzarobba	Dianna	Teacher Elementary	86,959.73	200.00
Mgbemena	Chinenyenwa	Speech Language Pathologist	81,297.58	450.00
Michalowska	Marzena	Teacher Secondary	86,254.08	-
Michel	Marie	Teacher Elementary	87,195.91	-
Micozzi	Angela	Teacher Elementary	86,918.68	234.00
Miflores	Oscar	Supervisor - Operations	98,249.72	1,265.00
Mihaldzic	Jelica	Teacher Secondary	95,418.79	-
Miladinovic	Patricia	Teacher Secondary	90,349.63	-

Miladinovic	Natasha	Elementary Principal	80,765.42	-
Miles	Maryanne	Teacher Elementary	80,402.23	-
Miletic	Maryann	Teacher Elementary	80,364.28	-
Milevskaia	Elena	Teacher Elementary	80,402.23	25.00
Milkovich Vaz	Nancy	Teacher Elementary	80,402.23	-
Miller	Amanda	Teacher Secondary	82,196.64	222.00
Miller	Cynthia	Teacher Secondary	88,077.24	623.00
Miller	Annie	Teacher Secondary	80,568.28	120.00
Miller	Anne	Teacher Elementary	80,712.70	-
Miller	Alicia	Teacher Elementary	80,364.28	-
Miller	Bryan	Construction Supervisor	95,644.46	-
Mills	Ian	Teacher Elementary	86,299.43	-
Millway	Todd	Teacher Elementary	87,849.70	150.00
Milne	Rosemary	Teacher Secondary	86,918.68	50.00
Minamimaye	Dianne	Teacher Elementary	80,364.28	15.00
Minato	M.R. Joylene	Teacher Elementary	80,364.28	-
Mingo	Barbara	Teacher Secondary	92,843.94	-
Minyard	Colleen	Teacher Elementary	80,364.28	-
Mirani	Akhtar	Secondary Vice-Principal	112,773.91	-
Mitzel	Darren	Elementary Principal	120,426.10	10.00
Mohammed	Saiqa	Teacher Secondary	90,363.26	26.00
Mohan	Christina	Teacher Secondary	87,122.68	-
Mokonen	Rachel	Teacher Elementary	86,918.68	-
Moldowan	Michelle	Teacher Secondary	81,014.23	-
Momeyer	Jason	Teacher Secondary	88,077.24	-
Monk	Winnie	Teacher Secondary	92,050.56	183.59
Montagano	Ebru	Teacher Elementary	86,753.58	421.51
Montgomery	Winona	Teacher Elementary	80,500.97	280.07
Montgomery	Steve	Info Tech Support C	81,090.13	-
Montroy	Hilary	Teacher Secondary	90,082.09	-
Moon	Jacqueline	Teacher Secondary	91,549.96	40.00
Mooney	Jennifer	Teacher Elementary	80,402.23	-
Moore	Carolyn	Teacher Secondary	88,030.16	-
Moore	Shannon	Teacher Secondary	87,269.07	150.00
Moore	Blake	Teacher Elementary	80,402.23	-
Moore	Kelly	Teacher Elementary	78,697.54	-
Moore	Melanie	Teacher Elementary	76,248.48	150.00
Moore-Ostry	Kathryn	Teacher Elementary	88,118.83	-
Moran	Mary	Teacher Elementary	92,256.29	-
Morden	Lani	Elementary Principal	120,410.49	915.00
Morehouse	Nancy	Teacher Elementary	80,402.23	-
Morel	Lukas	Teacher Secondary	80,568.28	-
Morgan	Scott	Teacher Secondary	91,649.96	40.00
Morgan	Janine	Teacher Elementary	81,312.60	150.00
Morgan	Andrea	Teacher Elementary	75,868.87	70.00
Morgan	Parin	Elementary Principal	123,118.70	-
Mori	David	Area Counsellor - Elem	91,131.41	-
Mori	Deni	Teacher Elementary	79,150.71	-
Morin	Stephanie	Teacher Elementary	82,328.89	-
Morissette	Natalie	Elementary Principal	120,426.24	-
Morita	David	AE Principal	117,001.92	733.95
Moro	Roberto	Secondary Principal	133,328.38	-
Morris	Sheryl	District Resource	79,777.51	-
Morrison	D. Hamish	Teacher Secondary	80,402.23	-
Moshchenko	Anna	Teacher Elementary	86,876.79	-
Mota	Anna	Teacher Elementary	86,959.73	-
Motola	Keila	Teacher Elementary	92,104.40	40.00
Mowatt	Janet	Teacher Secondary	87,469.73	-
Moy	Raymond	Teacher Secondary	102,336.82	70.05
Mueller	Peter	Teacher Secondary	88,485.24	30.00
Mueller	John	Teacher Secondary	87,122.68	-
Mugford	Patricia	Mentor Elementary	80,495.59	70.00
Mugford	Duane	Teacher Secondary	80,466.28	-
Mulhern	Patricia	Teacher Elementary	88,118.83	50.00
Mulligan	Stephen	Teacher Elementary	77,781.08	75.00
Mumford	Jeanette	Teacher Elementary	79,949.05	-
Mung	Bernadette	Teacher Elementary	89,091.72	-

Munk	James	Elementary Principal	112,647.30	-
Munro	Catherine	Teacher Elementary	86,959.73	150.00
Munroe	Suzanne	Teacher Elementary	82,498.30	35.00
Muress	Marvin	Teacher Elementary	93,982.61	-
Murphy	Conor	Teacher Elementary	88,118.83	-
Murphy	David	Teacher Elementary	86,959.73	-
Murphy	David	Elementary Principal	119,241.28	1,312.50
Murray	Carole	Teacher Elementary	86,918.68	326.62
Murthi	Jason	Teacher Secondary	87,265.73	-
Murton	Bruce	Elementary Principal	123,486.72	2,913.22
Musgrove	Hiroshi	Teacher Secondary	80,504.23	-
Musselle	Patricia	Teacher Elementary	88,118.83	-
Mustapic	Mike	Teacher Secondary	88,485.24	-
Muzika	Karen	Teacher Elementary	80,364.28	-
Myers	Dean	Teacher Secondary	88,689.24	205.00
Myers	Janis	Elementary Principal	120,258.80	1,240.00
Myring	Thomas	Secondary Vice-Principal	102,687.58	-
Mysuria	Nidhi	Teacher Secondary	89,200.19	38.50
Nadeau	Marilyne	Teacher Elementary	86,959.73	-
Nagata	Clark	Teacher Elementary	86,959.73	-
Naipaul	Jason	Teacher Elementary	86,918.68	-
Nakada	Mark	Special Education - Sec	88,770.89	-
Nakamura	Emy	Teacher Secondary	85,635.10	-
Nakamura	Leanne	Teacher Elementary	90,252.85	-
Nakanishi	Brenda	Teacher Elementary	88,118.83	144.00
Nakashima	Marilyn	Teacher Elementary	86,709.98	30.00
Nalos	Brenda	Teacher Elementary	86,959.73	-
Nanda	Gogae	Teacher Secondary	91,391.48	-
Nathan	Priscilla	Area Counsellor - Elem	79,799.52	-
Navin	Nona	Set BC Provincial - Sec	82,148.58	135.45
Naylor	Paula	Teacher Elementary	88,077.24	-
Naylor	Kenneth	Maintenance Planner	77,348.48	2,415.31
Neer	Danielle	Teacher Elementary	87,242.34	215.00
Nejad	Zahra	Teacher Secondary	84,535.79	216.00
Nelson	David	Deputy Superintendent	198,188.89	-
Nesmith	Karen	Teacher Elementary	76,107.34	-
Neufeld	Harold	Teacher Secondary	86,918.68	-
Neufeld	Cynthia	Elementary Vice-Principal	96,927.78	-
Newton	Allison	District Resource	80,364.28	134.55
Ng	Sarah	Teacher Secondary	87,163.73	421.26
Ng	Yulanda	Teacher Secondary	88,281.24	15.00
Ng	Alex	Teacher Secondary	87,530.68	-
Ng	Barbara	Special Education - Sec	82,849.27	-
Ng	Raymond	Teacher Elementary	94,479.30	-
Ng	Mimi	Teacher Elementary	86,959.73	30.00
Ng-Davis	Jennifer	Teacher Secondary	88,118.83	-
Ngo	Cynthia	Teacher Secondary	86,450.20	-
Nguyen	Fabienne	Teacher Elementary	88,077.24	-
Niccoli-Mullett	Anna	Elementary Principal	125,064.55	-
Nicholl	Lucy	Teacher Elementary	86,061.53	-
Nichols	Susan	Elementary Principal	123,589.97	3,564.97
Nicholson	Kathleen	Teacher Secondary	91,914.44	197.00
Nickel	Cynthia	Teacher Elementary	88,118.83	150.00
Nickel	Peter	Teacher Elementary	88,077.24	-
Nicks	John	Secondary Vice-Principal	102,634.02	-
Niek	Rainer	Teacher Secondary	87,799.26	-
Nielsen	Bruce	Teacher Elementary	76,627.20	-
Nielson	Jacqueline	Teacher Elementary	80,402.23	-
Nikon	Colleen	Teacher Elementary	87,891.29	-
Nishi-Beckingham	Teresa	Teacher Elementary	84,224.09	70.00
Nixon	Robert	Teacher Elementary	80,364.28	-
Niziolek	Krystyna	Elementary Principal	125,085.55	4,190.39
Noble	Tanya	Teacher Secondary	86,619.02	290.00
Noble	Tracey	Special Education - Elem	90,349.63	-
Noel	Alison	Teacher Elementary	80,364.28	-
Noel-Bentley	Karen	Elementary Vice-Principal	99,898.91	454.00
Noguchi	Sachiko	Teacher Secondary	79,325.45	-

Norcross	Neil	Teacher Secondary	91,899.58	150.00
Nordman	Lisa	Teacher Elementary	79,949.05	-
Norman	Denise	Teacher Secondary	91,797.58	-
North	Denise	Teacher Secondary	90,311.48	190.00
Nosyk	Lianne	Teacher Elementary	85,305.95	277.52
Nothstein	Debra	Elementary Principal	122,281.60	-
Novak	Kelly	Teacher Elementary	86,014.19	-
Nucich	Lisa	Elementary Principal	120,216.80	994.56
Nugent	Sean	Teacher Secondary	88,383.24	20.75
Oblotte	Jean-Michel	Teacher Elementary	80,364.28	-
O'Connor	Sean	Teacher Secondary	84,219.22	-
O'Donnell	Melissa	Teacher Secondary	92,209.04	-
O'Donoghue	Anne	Elementary Principal	83,304.02	545.83
Ofireneo	Roderick	Special Education - Sec	82,943.53	-
Ogden	Alison	Secondary Principal	127,224.55	-
Ogilvie	Mark	Teacher Elementary	84,688.88	45.00
Ogura	Tami	Teacher Elementary	93,361.79	150.00
O'Hara	Patrick	Teacher Elementary	80,402.23	-
Oliver	Aaron	Special Education - Sec	87,846.40	-
Olmr	Monica	Teacher Elementary	80,402.23	-
O'Malley	Deborah	Teacher Elementary	86,918.68	100.00
O'Neill	Patricia	Teacher Elementary	76,574.88	-
O'Neill	Kevin	Teacher Elementary	82,536.25	-
Ong	Elaine	Teacher Elementary	90,509.42	-
Onstad	Barbara	District Principal - Int'l Ed	135,025.42	4,471.16
Or	Kim	Teacher Secondary	91,845.84	-
Orange	Jonathan	Teacher Elementary	80,390.16	-
O'Reilly	Collette	Manager - Health & Safety	120,923.22	3,459.19
Ormiston	Julius	Provl Resource Program - Elem	79,556.91	-
Orr	Kim	Teacher Secondary	88,526.83	-
Ostonal	Ashley	Teacher Elementary	75,474.65	-
Ostrom	Karen	Special Education - Sec	86,918.68	-
O'Sullivan	Kathleen	Administrator On Call	76,534.50	-
Oudt	Rosa	Teacher Elementary	86,959.73	-
Ovenden	Daniel	Foreman Fleet & Equipment Mtnc	76,337.86	-
Overall	Janice	Teacher On Call Limited - Elem	84,714.23	-
Overgaard	Jeffrey	Teacher Secondary	92,150.39	-
Pace	Carla	Teacher Elementary	80,364.28	-
Pacheco	Lisa	Teacher Secondary	86,753.58	40.50
Pachler	Richard	Teacher Elementary	75,831.30	-
Pack	Glenn	Teacher Elementary	84,637.40	-
Paget	Nancy	Elementary Principal	119,241.28	53.50
Pagliacci	Claudio	Electrician	83,074.04	-
Palaiologos	Amber	Teacher Elementary	80,364.28	-
Palejko	Nancy	Teacher Secondary	88,077.24	-
Paley	Tommy	Teacher Secondary	90,005.47	-
Palylyk	Douglas	Teacher Elementary	86,918.68	-
Panagopoulos	George	Teacher Secondary	80,568.28	-
Panagsagan	Romina	Functional Advisor	76,099.87	-
Panesar	Balbinder	Teacher Secondary	91,195.29	-
Pante	Celeste	Secondary Vice-Principal	111,605.63	-
Panych	Bonnie	Teacher Elementary	75,193.54	-
Pao	Ernest	Teacher Secondary	99,980.68	685.25
Pao	Alice	Teacher Secondary	97,366.63	-
Paone-Vunic	Elisabetta	Teacher Elementary	80,364.28	-
Papagiannis	Constantina	Teacher Elementary	86,918.68	-
Parada	Wolfgang	Project Manage - Facilities	84,897.63	2,044.68
Parent	Kyle	Teacher Elementary	79,852.91	-
Paris	Nicole	Teacher Secondary	75,035.80	-
Paris	Melanie	Teacher Elementary	79,987.00	40.00
Paris	Holly	Teacher Elementary	88,118.83	-
Park	Patricia	Teacher Elementary	84,670.27	-
Parker	Christopher	Secondary Principal	128,060.80	-
Parkes	Steven	Special Education - Sec	81,218.23	-
Parkin	Barbara	Teacher Elementary	87,891.29	180.00
Parmar	Jatinder	AE Instructor Structured Cours	90,109.17	-
Parsons	Laura	Teacher Elementary	80,364.28	-

Patenaude	Brigitte	Teacher Secondary	88,077.24	30.00
Patrick	Kelly	Teacher Secondary	87,224.68	125.00
Patrick	Sandra	Teacher Elementary	80,402.23	-
Patrick	Miles	Teacher Elementary	79,943.23	50.00
Patton	Barbara	Teacher Secondary	80,364.28	-
Paul	Heather	Teacher Secondary	88,532.02	-
Paulin	Michelle	Teacher On Call Limited - Elem	88,118.83	-
Paulsen	Sarah	Teacher Secondary	82,183.94	-
Pavao	Maria	Teacher Elementary	80,402.23	-
Payne	Elizabeth	Speech Language Pathologist	89,836.41	415.00
Paynter	Karen	Teacher Elementary	80,364.28	190.00
Payson	Leone	Teacher Elementary	79,952.39	-
Pearce	Julie	Associate Superintendent	114,667.77	4,664.14
Pearce	Stephanie	Teacher Elementary	80,402.23	-
Pears	Gregory	Teacher Secondary	90,685.29	-
Pearson	Susan	Teacher Secondary	89,195.02	100.00
Pearson	Steven	Carpenter	76,369.10	-
Peeters	Vital	Elementary Principal	119,241.28	-
Pella	Stefano	Teacher Secondary	92,205.58	-
Pelletier	Jacques	Teacher Secondary	102,203.94	-
Pelletier	Leonard	Teacher Secondary	88,485.24	-
Peltzer	Heidi	Teacher Secondary	87,020.68	-
Pender	Kathleen	Teacher Elementary	80,402.23	-
Pendry	Annabelle	Teacher Elementary	85,552.52	50.00
Penner	Mona	Teacher Secondary	87,326.68	-
Penney	Karen	Teacher Secondary	75,657.78	-
Pequeno	Paulo	Teacher Secondary	88,383.24	-
Perez	Eva	Teacher Elementary	78,262.96	-
Perrett	Maryline	Teacher Secondary	91,753.96	176.00
Persoon	Maryann	Teacher Elementary	86,740.83	-
Petaccia	Tony	Electrician	88,414.67	-
Peters	Mary	Teacher Secondary	79,316.68	-
Peters	Henry	Elementary Principal	123,605.99	-
Petersen	Marisol	Coordinator - Community School	79,036.95	2,558.95
Peterson	Dana	Teacher Elementary	86,463.30	-
Peterson	Linda	Special Education - Elem	85,615.89	-
Petheriotis	Nick	Teacher Secondary	90,642.48	-
Petrakis	Cynthia	Special Education - Sec	88,077.24	15.00
Pewsey	Jennifer	Teacher Elementary	80,402.23	-
Phelps	Julie	Teacher Elementary	75,462.71	20.00
Phillips	Katherine	Teacher Elementary	80,141.99	209.39
Phillips	Diane	Secondary Vice-Principal	85,534.89	190.00
Phillips-Sim	Janice	Teacher Secondary	92,505.65	15.00
Phoenix	Joan	Teacher Elementary	88,118.83	-
Phongmany-Trieu	Tuetic	Teacher Elementary	86,918.68	-
Phyall	David	Teacher Elementary	88,118.83	-
Pickell	Kelly	Electrician	76,834.55	-
Pickford	Katherine	Administrator On Call	106,782.63	27.00
Pidherny	Brenda	Teacher Elementary	86,918.68	-
Pieters	Andrea	Teacher Elementary	80,402.23	150.00
Pietzsch	Sonia	Teacher Elementary	89,093.75	60.00
Pilotte	Catherine	Teacher Elementary	80,364.28	-
Pincott	Linda	Teacher Secondary	97,603.63	-
Pineo	Katharine	Teacher Secondary	76,814.43	-
Pirie	Andrew	Teacher Secondary	88,424.83	130.00
Pitchford-Yeung	Cindy	Teacher Secondary	87,826.16	-
Pitman	Carolyn	Teacher Secondary	89,415.72	-
Plant	Kimberly	Teacher Elementary	80,402.23	170.00
Poirier	Leslie	Teacher Elementary	87,269.37	-
Pollard	Aimee	Teacher Elementary	79,943.23	-
Polonijo	Kristopher	Teacher Secondary	77,298.64	-
Polukoshko	Jill	Teacher Secondary	90,280.95	-
Polukoshko	Jody	Teacher Elementary	88,118.83	-
Polzin	Suzanne	Elementary Vice-Principal	99,167.23	-
Pomponio	Concetta	Teacher Elementary	86,504.34	-
Poon	Melina	Teacher Secondary	87,337.18	178.50
Pope	Douglas	Teacher Secondary	88,118.83	-

Port	Anne	Teacher Secondary	88,893.24	-
Pospasil	Petr	Teacher Secondary	86,604.03	-
Postian	Melissa	AE Instructor Structured Cours	84,413.84	-
Powell	Peter	Project Manager - LIT	113,713.14	-
Poy	Blair	Supervisor - Maintenance	87,362.64	-
Prasad	Vicki	Teacher Elementary	88,077.24	-
Prasad	Ashwin	Elementary Vice-Principal	105,628.13	1,312.50
Pratt	Jeffrey	Teacher Secondary	86,510.54	-
Pratt	Lori	Teacher Secondary	79,352.91	-
Presley	Monica	Teacher Elementary	80,402.23	-
Price	Thomas	Teacher Secondary	80,504.35	15.00
Price	Pamela	Teacher Elementary	86,694.13	-
Prins	Marianne	Teacher Elementary	88,118.83	71.50
Prodan	Lori	Elementary Principal	113,053.67	-
Przyborowska	J. Margaret	Teacher Secondary	90,991.29	-
Pu	Xinjian	Teacher Secondary	98,039.03	-
Puil	Taryn	Teacher Elementary	80,402.23	-
Purdy	Mary	Teacher Elementary	88,739.80	-
Purewal	Kam	Teacher Elementary	89,565.93	-
Puri	Amrit	Teacher Elementary	76,429.54	40.00
Puzio	Karen	Teacher Secondary	88,281.24	-
Qi	Lijuan	Distance Education - Sec	100,271.64	120.00
Quan	Tina	Teacher Secondary	80,670.28	185.00
Quan	Susana	Teacher Secondary	92,252.39	26.22
Quan	Gregory	Teacher Secondary	88,424.83	195.00
Quon	Jean	Teacher Secondary	83,768.65	234.80
Quon	Lillian	Set BC Provincial - Sec	89,571.01	-
Radic	Jelena	Teacher Secondary	88,523.40	-
Radies	Doug	Teacher Elementary	80,364.28	-
Rai Dhari	Indira	Area Counsellor - Elem	91,054.91	50.00
Ramamonjisoa	Cynthia	Teacher Elementary	83,887.30	-
Ramazzini	Gracia	Teacher Elementary	80,364.28	120.00
Ramsay	Scott	Teacher Secondary	83,331.56	343.44
Ramsey	Carollyne	Teacher Secondary	90,043.42	-
Randle	Kerry	District Principal	138,016.24	-
Rankin	Robyn	Teacher Secondary	90,311.48	-
Raoul	Alain	Teacher Secondary	88,424.83	-
Rassias	Viki	Teacher Elementary	85,074.50	47.25
Rattanaraj	Ella	Teacher Elementary	88,739.80	55.00
Rattray	Adam	Set BC Provincial - Sec	83,670.67	-
Ratzlaff	Roderick	Teacher Elementary	94,479.30	50.00
Ravenel	Heidi	Teacher Elementary	79,083.64	-
Ravening	Calvin	Teacher Elementary	88,118.83	-
Reesky	Bryce	District VP Alternative Prog	97,134.83	1,200.00
Redden	Scott	Teacher Secondary	88,383.24	-
Reddy	Yashoda	Teacher Secondary	76,732.24	-
Redkwich	Karen	HR Divisional Coordinator	75,105.34	-
Reed	Karen	Teacher Secondary	85,796.34	-
Reedman	Nigel	Teacher Secondary	79,791.33	-
Reeve	Brenda	Teacher Secondary	86,959.73	429.00
Regan	Patricia	Teacher Secondary	80,364.28	-
Reibin	Marilyn	Teacher Elementary	88,118.83	-
Reid	Jessica	Special Education - Sec	88,308.97	-
Reid	Mark	Teacher Secondary	87,768.39	-
Reid	Joanne	Teacher Elementary	80,402.23	-
Reid	Candace	Supervisor-Payroll	82,967.64	40.80
Reimer	Lisa	Teacher Secondary	80,402.23	700.00
Reimer	Karen	Teacher Elementary	76,702.97	120.00
Renk	Georg	Teacher Secondary	87,122.68	-
Rentz	Alana	Teacher Secondary	90,311.48	-
Renwick	Christopher	Teacher Secondary	105,706.84	22.86
Renzullo-Cuzzetto	Frances	Teacher Secondary	90,676.27	50.00
Reynolds	Lindsay	Secondary Vice-Principal	112,508.51	-
Rezler	Michaela	Teacher Secondary	90,473.80	-
Rhead	Laura	Elementary Principal	118,778.02	1,450.38
Ricard	Michel	Teacher Elementary	88,118.83	-
Richards	Kimberly	Deaf and Hard of Hearing	93,390.52	50.00

Richardson	Susan	Teacher Secondary	86,048.96	-
Richardson	Paul	Teacher Secondary	99,825.86	240.00
Richardson	Joy	Teacher Secondary	79,258.27	-
Richdale	Ryan	Elementary Principal	120,232.55	-
Rickson	Mary	Teacher Elementary	88,697.92	-
Riddell	Robert	Teacher Elementary	88,077.24	50.00
Rieder	Maureen	Teacher Secondary	80,285.77	-
Riley	Jeffrey	Manager - CAYA	111,362.34	2,000.00
Rino	Gisella	Teacher Elementary	80,364.28	160.00
Risbey-Haines	Samantha	Teacher Elementary	87,208.67	35.00
Ritchie	Helen	Area Counsellor - Elem	89,919.90	-
Ritchie	Erin	Teacher Elementary	86,959.73	437.03
Robbie	Heather	Teacher Secondary	80,976.28	-
Robert	Patrick	Teacher Elementary	82,823.66	-
Roberts	Susan	Teacher Elementary	86,959.73	30.00
Roberts	Ellen	Director of Instruction	139,970.31	150.00
Robertson	Sandra	Teacher Elementary	86,918.68	235.71
Robinson	Nicola	Teacher Elementary	86,297.43	-
Robinson	Eva	Teacher Elementary	75,453.78	90.00
Robson	Donna	Teacher Elementary	88,387.52	-
Rocchetta	Massimo	Teacher Secondary	92,585.67	-
Rocke	Lindy	Teacher Elementary	80,402.23	-
Rodgers	Anne	Speech Language Pathologist	90,742.37	-
Rodrigues	Aimmilia	Teacher Elementary	79,981.18	-
Rodriguez	G. Nadine	Teacher Elementary	87,888.11	-
Rodriguez	Jorge	Info Tech Support B	80,515.53	-
Roff	Eleanor	Speech Language Pathologist	81,108.00	194.25
Rogers	Elizabeth	Teacher Secondary	80,466.28	47.40
Rogers	Heidi	Teacher Secondary	80,606.23	-
Roggeveen	P.Gregory	Teacher Secondary	83,351.53	-
Roland	Valerie	Teacher Secondary	88,587.24	-
Romano	Tracy	Teacher Secondary	86,959.73	150.00
Romell	Karen	Teacher Secondary	81,269.41	-
Rondeau	Daniel	Teacher Elementary	80,402.23	150.00
Roos	Deborah	Teacher Elementary	88,118.83	50.00
Roosa	Leslie	Teacher Elementary	90,397.82	-
Roselli	Gianfranco	Teacher Secondary	84,088.08	-
Rosellini	Sarah	Provl Resource Program - Elem	83,391.91	-
Rosenblatt	Jessica	Teacher Elementary	88,117.70	-
Rossi	Michael	Vice Princ-Student Info System	105,655.88	-
Rourke	Mike	Teacher Elementary	76,262.72	-
Rouse	Karen	Special Education - Elem	82,810.86	-
Routledge	Debra	Special Education - Elem	82,620.73	-
Rowe	Jessica	Teacher Elementary	88,118.83	206.00
Rowland	John	Teacher Secondary	85,404.99	-
Rozitis	Christopher	Distance Education - Sec	95,804.94	-
Rubin	Joyita	Teacher Elementary	79,986.91	-
Ruggeri-Soliman	Isabel	Teacher Elementary	86,918.68	26.00
Rupert	Sean	Elementary Vice-Principal	105,628.37	-
Rushton	Marilyn	Visually Impaired - Elem	85,897.75	107.00
Russell	Diane	Teacher Secondary	88,179.24	-
Russell	Bruce	Teacher Secondary	88,322.83	-
Russell	Susan	Teacher Elementary	88,118.83	30.00
Russell	Lorelei	Senior Manager - HR	128,028.60	2,383.36
Rutley	James	Secondary Principal	128,555.86	-
Sabbagha	Sarah	Teacher Elementary	80,402.23	-
Sabbagha	Raja	Teacher Elementary	80,364.28	-
Sabourin	David	Teacher Secondary	93,162.32	-
Saccone	Sean	Teacher Elementary	95,323.44	100.00
Sadhra Sran	Sharanjeet	Teacher Elementary	87,995.81	-
Sadler	Dawn	Elementary Principal	120,010.23	-
Sadri	Sophie	Teacher Elementary	88,118.83	-
Sahota	Kamaljit	Teacher Elementary	86,918.68	15.00
Sainas	Alexandros	AE Instructor On Call	84,550.00	-
Saksman	Natalia	Project Manage - Facilities	89,697.13	200.25
Salatellis	Helen	Provl Resource Program - Sec	78,827.06	-
Sale	Corey	Teacher Secondary	84,535.79	-

Sallee	Bruce	Elementary Principal	110,777.50	-
Salter	April	Teacher Secondary	88,280.61	190.00
Salter	Suzanne	Teacher Elementary	88,077.24	120.00
Salway	Brianna	Teacher Elementary	77,120.98	40.00
Samiei	Armin	Elementary Principal	120,410.49	-
Samra-Thind	Karen	Teacher Elementary	90,760.17	107.00
Sander	Anne	Teacher Secondary	89,662.92	-
Sandher	Kevin	Teacher Secondary	84,826.76	-
Sandhu	Nirmaljeet	Teacher Secondary	95,643.10	-
Sandhu	Money	Teacher Elementary	88,118.83	-
Sandhu	Harjinder	Elementary Principal	121,671.11	2,475.19
Sandhu-Paul	Karen	Teacher Elementary	76,939.57	-
Sandor	Oliver	Teacher Secondary	83,597.17	-
Sandri	Doris	Secondary Vice-Principal	112,787.41	2,519.79
Sanford	Lois	Special Education - Sec	88,118.83	13.00
Sangra	Harjinder	Teacher Elementary	88,077.24	45.00
Sans	Renald	Teacher Elementary	88,077.24	25.00
Santry	Erin	Teacher On Call - Sec	82,849.14	150.00
Sapic	Dragan	Teacher Elementary	86,513.29	150.00
Sardinha	Daniel	Teacher Secondary	80,927.22	-
Sauder	Catherine	Teacher Elementary	86,959.73	-
Sawatsky	Rachel	Teacher Secondary	75,281.48	-
Saxelby	Brick	Plumber	77,041.78	-
Scaglione	Giuseppe	Teacher Secondary	90,297.09	-
Schaedeli	Carmen	Teacher Secondary	84,714.23	-
Schenkeveld	T. Grace	Teacher Elementary	88,697.92	-
Schick	Paula	Psychologist - Elem	89,654.76	105.00
Schieman	Brent	Secondary Principal	125,989.17	-
Schindel	Robert	Associate Superintendent	172,916.52	571.08
Schlepe	Christine	Teacher Elementary	89,110.50	418.17
Schmidt	Jann	Elementary Principal	122,226.10	4,575.72
Schoeber	Tyson	Special Education - Elem	86,921.18	53.60
Schofield	Andrew	Secondary Principal	128,555.86	3,010.54
Schouls	Rita	Visually Impaired - Elem	89,276.59	-
Schwartzentruber	Kirstie	Special Education - Sec	78,787.20	-
Scorda	Sammy	Teacher Secondary	96,007.52	-
Scoretz	Erin	Teacher Elementary	82,690.14	-
Scott	James	Special Education - Sec	80,074.20	25.00
Scott	Maria	Teacher Elementary	86,061.54	-
Scott	Sarah	Teacher Elementary	86,918.68	190.00
Scott	Ronald	Coordinator - Community School	77,719.98	2,000.00
Segers	Susan	Teacher Elementary	78,898.72	50.00
Sehmbi	Inderpal	Teacher Secondary	80,070.13	-
Sehmbi	Jill	Secondary Vice-Principal	102,283.55	-
Seltenrich	Louise	Teacher Elementary	80,984.96	-
Semail	Sonya	Teacher Secondary	88,179.24	159.00
Senior	Susanna	Teacher Elementary	86,918.68	-
Serbic	Sonya	Teacher Elementary	87,318.68	-
Seto	Robin	Teacher Secondary	87,163.73	25.00
Seto	Louise	Teacher Elementary	81,727.83	182.00
Seto	Sylvia	Teacher Elementary	75,681.47	25.00
Seto	Melissa	Teacher Elementary	87,622.16	-
Shaddick	Wayne	Teacher Secondary	87,400.02	-
Shaman	Tiffany	Teacher Elementary	88,118.83	270.00
Shan	Cynthia	Teacher Elementary	76,662.00	270.00
Shannon Jung	Sheila	Teacher Elementary	88,077.24	70.00
Shapcott	Anstie	Teacher Secondary	76,729.21	150.00
Shapiro Grant	Lindsay	Teacher Secondary	80,402.23	-
Sharples	Joanne	Teacher Secondary	89,902.38	257.50
Shaw	Sabine	Teacher Secondary	86,517.91	78.75
Shaw	Renee	Teacher Elementary	87,208.66	150.00
Shaw	Dorothy	Teacher Elementary	88,118.83	-
Sheane	Michael	Teacher On Call Limited - Sec	88,891.02	-
Sheardown	Dean	Provl Resource Program - Sec	87,938.68	-
Sheldan	Dory	Teacher Secondary	87,122.68	-
Sheldan	Alex	Teacher Elementary	86,959.73	91.50
Shen	Uyen	Teacher Secondary	87,326.68	150.00

Shepelev	Ludmila	Provl Resource Program - Sec	82,810.16	-
Shepherd-Dynes	Diane	Teacher Elementary	86,959.73	75.00
Sheppard	Melanie	Teacher Elementary	88,523.40	-
Sherrett	Doug	Teacher Elementary	86,959.73	-
Shetty	Kirthana	Teacher Elementary	82,331.07	-
Shieh	Victor	Teacher Secondary	80,670.28	-
Shields	Joan	Teacher Secondary	80,466.28	-
Shih	Joyce	Teacher Elementary	78,801.02	35.00
Shiple	Katherine	Teacher Secondary	102,905.97	-
Shmyr	Tyson	Coordinator - Community School	77,929.85	329.00
Shomura	Michelle	Teacher Elementary	92,350.36	13.50
Shudra	Viktoriya	Teacher Elementary	86,959.73	-
Sicklesteel	Stephen	Carpenter	77,769.77	-
Sidhu	Mandeep	Teacher Secondary	75,085.36	-
Sidhu	Jagdeep	Teacher Elementary	87,657.37	-
Sidhu	Ravinder	Teacher Elementary	86,918.68	25.00
Silver	True	Teacher Secondary	87,326.68	-
Silvers	A. Tish	Teacher Secondary	88,118.83	-
Silverwood	Leslie	Area Counsellor - Elem	88,629.19	-
Silvestre	Jose	Teacher Secondary	96,593.90	-
Simard	Annie	Teacher Elementary	88,077.24	450.00
Simon	Eve	Teacher Elementary	77,871.10	-
Simpson	Elizabeth	Teacher Elementary	80,364.28	-
Sinclair	Helen	Teacher Secondary	91,801.04	132.00
Sinclair	Matthew	Teacher Secondary	88,077.24	197.00
Singh	Shamsher	Teacher Secondary	79,457.08	-
Singh	Aaron	Elementary Vice-Principal	80,762.15	-
Singh	Kamaljit	Teacher On Call - Elem	84,898.81	464.65
Singh	Michael	Elementary Vice-Principal	105,628.12	-
Siracusa	Gabriella	Teacher Secondary	93,595.69	185.00
Skarsgard	Paul	Teacher Secondary	105,830.15	340.00
Skarsgard	Mary	Teacher Elementary	76,262.82	15.00
Skeldon	Timothy	Teacher Secondary	92,389.42	-
Skibinski	Sharon	Teacher Elementary	88,118.83	-
Skinner	Charlotte	Teacher Elementary	86,918.68	81.50
Skutelnik	Sandra	Teacher Elementary	79,198.06	70.00
Slaney	Erin	Special Education - Sec	88,554.51	-
Slapsys	Algirdas	Teacher Secondary	85,485.13	-
Sleep	Lael	District Resource	82,849.27	150.00
Sleep	Carrie	Elementary Principal	120,000.92	-
Smathers	James	Teacher Elementary	86,959.73	54.00
Smedley	Karla	Teacher Secondary	88,424.83	-
Smith	Merton	Teacher Secondary	88,207.26	-
Smith	Mary	Teacher Secondary	86,918.68	-
Smith	Davin	Teacher Secondary	77,164.94	-
Smith	Darcy	Teacher Secondary	80,976.28	-
Smith	Julianne	Teacher Secondary	78,561.99	-
Smith	Sean	Teacher Elementary	92,799.95	-
Smith	Ramona	Teacher Elementary	86,231.41	-
Smith	Mary	Teacher Elementary	83,526.40	70.00
Smith	Paul	Teacher Elementary	88,118.83	-
Smith	Teena	Elementary Vice-Principal	87,134.09	-
Smith	Mariette	Elementary Vice-Principal	93,873.75	1,200.00
Smyk	Robyn	Teacher Elementary	79,990.16	70.00
Snell	Marilyn	Teacher Secondary	95,216.52	60.14
Snyder	Steven	Project Manage - Facilities	93,332.86	1,614.75
So	Debbie	Teacher Elementary	86,959.73	-
Soderlund	Carina	Teacher Secondary	79,120.99	160.75
Soga	Dana	Teacher Elementary	76,609.75	264.71
Sokukawa	Janice	Teacher Elementary	80,402.23	-
Solmes	Robert	Teacher Secondary	80,364.28	-
Soloway	Leon	Painter	77,870.80	-
Sommerfeld	Carl	Teacher Secondary	81,229.54	-
Sones	Elisabeth	Teacher Elementary	88,077.24	190.00
Soo	Carly	Teacher Secondary	80,364.28	-
Soong	Derek	Teacher Elementary	87,358.97	-
Soong	Bernard	Secondary Vice-Principal	112,801.89	-

Souther	Janet	Elementary Principal	125,048.34	-
Sovilj	Angelica	Teacher Elementary	79,963.59	22.75
Spence	Jeffrey	Secondary Vice-Principal	88,485.24	-
Spencer	Jane	Teacher Elementary	86,959.73	190.00
Spicer	Sandra	Teacher Elementary	88,518.83	26.00
Spino	Pascal	Teacher Elementary	80,156.66	-
Spring	Colleen	Teacher Secondary	88,081.73	15.00
Springer	Germanita	Teacher Secondary	87,224.68	-
Sprintzios	Michelle	Teacher Elementary	86,690.98	-
Spurr	Kathryn	Teacher Elementary	83,585.20	-
Staller	Donald	Teacher Secondary	84,331.79	-
Stacombe	Terin	Teacher Secondary	83,254.55	-
Stanway	Terrence	Teacher Secondary	94,073.46	20.00
Starling	Brendan	Teacher Secondary	87,479.60	-
Stassinopoulos	Jim	Distance Education - Sec	97,223.04	-
Steel	Wendy	Teacher Elementary	86,959.73	100.00
Steele	Sharlene	Elementary Vice-Principal	107,000.63	13.50
Steeves	Cory	Teacher Secondary	78,810.94	-
Stefanucci	Kristy	Speech Language Pathologist	84,177.79	50.00
Steinmann	Stanley	Supervisor - SACY	91,774.30	2,000.00
Steinruck	Anthony	Teacher Secondary	88,118.83	305.00
Stephenson	Bruce	Teacher Secondary	88,762.98	-
Sterling	Hope	Elementary Principal	122,210.49	3,637.65
Steu-del	Jeffrey	Teacher Secondary	87,061.73	160.77
Stevenson	Jennifer	Teacher Secondary	94,197.65	146.25
Stewardson	Adrienne	Elementary Vice-Principal	97,134.83	2,400.00
Stewart	Angela	Elementary Vice-Principal	97,134.83	-
Stewart Hunter	Ann	Consultant ESL - Sec	98,962.73	2,751.82
Stoelting	Damon	Teacher Secondary	88,118.83	-
Stokes	Trevor	Special Education - Sec	81,349.75	-
Stokovac	Lucio	Teacher Secondary	87,020.68	-
Stone	Jenien	Teacher Elementary	83,080.54	-
Sturrock	Colleen	Teacher Elementary	88,118.83	460.00
Styles	Douglas	Elementary Vice-Principal	105,655.57	1,611.21
Sugimoto	Sandra	Teacher Secondary	86,918.68	646.60
Sullivan	Shelley	Area Counsellor - Elem	86,995.38	-
Sun	Yuanfang	Teacher Secondary	92,956.14	-
Sung	Nathan	Teacher Secondary	80,861.23	-
Supramaniyam	Keerthiha	HR Coordinator	79,179.30	1,624.00
Sutherland	Maryann	Teacher Elementary	86,510.63	50.00
Sutherland	Joanne	Teacher Elementary	96,880.42	-
Sveistrup	Stacey	Consultant Modern Language	94,954.66	-
Swain	Andrew	Teacher Elementary	88,118.83	-
Swain	Wendy	Teacher Elementary	80,550.99	600.00
Swartile	Shirley	Teacher Elementary	87,153.08	709.51
Switzer	Danielle	Teacher Elementary	88,077.24	-
Symons	Jacqueline	Teacher Secondary	77,955.61	-
Szeto	May	Special Education - Elem	80,364.28	-
Tabak	Marinko	Teacher Secondary	80,364.28	-
Tabrizi	Mehrdad	Teacher Secondary	78,688.65	-
Tak	Christine	Teacher Elementary	80,193.20	35.00
Takahara-Mark	Elizabeth	Teacher Elementary	86,959.73	-
Takahashi	Noreen	Grandfathered Program Advisor	83,614.40	-
Takizawa	Akemi	Teacher Secondary	88,179.24	-
Talmatchi	Ala	Teacher Elementary	86,918.68	-
Tam	David	Teacher Secondary	88,179.24	-
Tam	Vincent	Teacher Elementary	86,918.68	-
Tam	Carol	Teacher Elementary	85,169.67	-
Tam	Evelyn	Teacher Elementary	86,959.73	-
Tam	Hoy Yen	Teacher Elementary	82,341.10	370.00
Tan	Chong	Teacher Secondary	88,322.83	-
Tanabe	Sharon	Teacher Secondary	88,679.85	-
Tanaka	Melanie	Teacher Elementary	86,959.73	-
Tang	Vincent	Teacher Secondary	80,976.28	-
Tang	Rebecca	Teacher Secondary	88,485.24	476.48
Tang	Debbie	Teacher Elementary	86,958.95	70.00
Tarbuck	Erin	Teacher Secondary	75,418.16	-

Tassioulas	Fotiny	Teacher Secondary	75,622.16	-
Tatomir	Ksena	Teacher Secondary	90,355.68	-
Tayler	Michelle	Teacher Gifted Program	80,402.23	-
Taylor	Mary	Teacher Secondary	88,179.24	-
Taylor	Jasmin	Teacher Secondary	80,426.87	-
Taylor	Lorri	Provl Resource Program - Elem	80,364.28	-
Taylor	Teresa	Teacher Elementary	80,364.28	50.00
Taylor	Louise	Teacher Elementary	88,429.26	-
Taylor	P.Geoffrey	Secondary Principal	128,555.86	-
Teed	Jeff	Teacher Elementary	79,659.10	-
Teeuwesen	Donald	Teacher Elementary	88,077.24	-
Tenta	Jonathan	Special Education - Sec	87,020.68	150.00
Tereposky	Darren	Teacher Elementary	85,387.24	-
Terretta	Lorraine	Elementary Principal	120,426.10	840.00
Theodoropoulos	Sophia	Teacher Secondary	80,466.28	-
Thibault	Monique	Teacher Elementary	88,118.83	-
Thind	Amardeep Singh	Teacher Secondary	78,965.08	-
Thomas	Craig	Teacher Elementary	80,402.23	-
Thomas	Alison	Provl Resource Program - Elem	86,532.78	-
Thomas	Albert	Plumber	76,282.24	-
Thomas	Stephen	Supervisor - Maintenance	102,515.60	-
Thomas	Rosemary	Elementary Principal	113,039.97	840.00
Thomas	Catherine	Elementary Principal	120,216.80	2,229.55
Thompson	Susan	Teacher Elementary	80,364.28	35.00
Thompson	Lindsay	Elementary Vice-Principal	105,642.07	-
Thomson	Katrina	Secondary Vice-Principal	111,620.23	2,554.49
Thornton	Carol	Provl Resource Program - Sec	90,208.72	-
Thorpe-Mactavish	Kendal	Teacher Elementary	79,949.05	-
Tiganis	Kaliopi	Teacher Elementary	80,364.28	-
Tilston	Jacy	Teacher Elementary	81,994.44	-
Ting	Pierre	Teacher Secondary	87,326.68	-
Ting	Camilla	Teacher Elementary	86,735.17	35.00
Tinka	Pauline	Teacher Secondary	86,392.22	150.00
To	Jessy	Set BC Provincial - Sec	80,743.99	-
Tobin	Elaine	Teacher Elementary	80,402.23	40.00
Todd	Maxwell	Teacher Secondary	80,772.28	150.00
Toews	Bradley	Elementary Vice-Principal	105,628.12	1,312.50
Tolksdorff	David	Teacher Secondary	91,664.86	-
Tom	Karen	Teacher Secondary	84,622.00	150.00
Tomassetti	Vincenzo	Manager - Assistive Tech. BC	116,930.49	-
Tome	Ana	Teacher Elementary	80,364.28	50.00
Tomljenovic	Julie	Teacher Elementary	83,000.29	-
Tomsics	Teresa	Teacher Elementary	86,959.73	135.45
Tong	Jaime	Teacher Secondary	88,383.24	-
Tong	Aileen	Teacher Elementary	80,364.28	125.00
Toomer	Yvonne	Teacher Elementary	88,077.24	-
Tornroos	Linda	Teacher Elementary	80,364.28	-
Torrance	Manjit	Teacher Elementary	77,510.55	-
Tosczak	Ian	Teacher Elementary	88,739.80	-
Townsend	Ruth	Teacher Elementary	88,753.30	185.00
Trachtenberg	Jennifer	Teacher Elementary	78,977.58	-
Treacher	Patricia	Teacher Elementary	86,504.34	-
Treanor	Monica	Teacher Elementary	79,949.05	80.00
Tremblay	Elizabeth	AE Instructor Structured Cours	85,857.26	-
Trogrlich	Sharon	Teacher Elementary	88,077.24	20.00
Trotti	Vito	Electrician	84,102.55	62.21
Trovao	Margaret	Elementary Principal	119,241.28	1,158.27
Tryssenaar	Jason	Teacher Secondary	90,642.48	25.00
Tsagaris	Maria	Teacher Elementary	87,318.68	150.00
Tsang	Christopher	Teacher Secondary	88,220.83	-
Tsang	Pok Him	Teacher Secondary	82,430.56	255.00
Tse	Christopher	Teacher Secondary	88,523.40	-
Tso	John	Teacher Secondary	88,890.96	-
Tso	Katherine	Teacher Elementary	86,918.68	-
Tsolinas	Irene	Teacher Elementary	88,118.83	-
Tsolinas	Stefanos	Steamfitter	75,576.66	60.00
Tsonis	Georgia	Teacher Secondary	80,364.28	150.00

Tsoulos	Kostantina	Teacher Secondary	88,383.24	150.00
Tsoulos	Garufalia J	Teacher Elementary	88,077.24	150.00
Tsui	Stephanie	Teacher Secondary	94,278.69	15.00
Tsui	Germaine	Secondary Vice-Principal	112,788.68	-
Tuerlings	Adam	Secondary Vice-Principal	88,049.64	-
Turner	Steven	Teacher Elementary	86,959.73	-
Turner	Sean	Teacher Elementary	81,169.27	-
Turner	Janet	Client Service Manager-CAYA	87,630.95	1,957.39
Tusnady	Monika	Teacher Elementary	85,801.82	25.00
Tycho	Leanne	Teacher Secondary	89,205.72	-
Uchida	Christine	Teacher Elementary	86,055.24	129.99
Ulman	Grazyna	Special Education - Sec	86,959.73	191.88
Underwood	Shauna	Teacher Secondary	92,553.19	100.00
Underwood	Marie	Teacher Elementary	79,533.82	-
Ungurean	Bianca	Teacher Secondary	88,627.31	-
Unrau	Doreen	Teacher Elementary	86,959.73	-
Unsworth	Gregory	Teacher Elementary	88,077.24	-
Urbauer	Sara	Area Counsellor - Elem	79,576.98	-
Vadacchino	Emilia	Teacher Secondary	78,366.56	83.25
Vallis	Blair	Electrician	80,102.58	-
Van Alstyne	Audrey	Dist Principal - Learning Tech	140,200.98	-
Van Damme	James	Teacher Secondary	84,926.82	-
Van Der Woerd	Wendie	Teacher Elementary	87,663.75	-
Van Deventer	Linda	Teacher Elementary	88,523.40	75.00
Van Iersel	Nicholas	Teacher Secondary	84,563.06	104.00
Van Kreuningen	Jeffrey	Teacher Secondary	80,504.23	-
Van Vliet	Andre	Perm Sub - Elem	80,364.28	-
Van Wyck	Tamara	Elementary Vice-Principal	97,023.07	111.88
Van Wynsberghe	Brenden	Teacher Elementary	90,081.62	150.00
Vance	Kirsten	Teacher Secondary	86,918.68	-
Vandenberg	Maurice	Carpenter	76,041.32	-
Varlamova	Olga	Special Education - Sec	81,014.23	-
Vassilakis	Maria	Teacher Elementary	92,863.59	-
Vastardis	Michael	Distance Education - Sec	84,095.77	-
Vatta	Matthew	Teacher Secondary	77,353.98	20.75
Vaz	Andre	Teacher Secondary	80,606.23	-
Veda	Kate	Teacher Elementary	80,364.28	-
Velleseig	Daniel	Teacher Secondary	84,127.79	-
Veness Kehler	Tina	Teacher Secondary	86,918.68	150.00
Vera	Alejandro	Teacher Secondary	88,281.24	-
Verin	Marion	Teacher Elementary	83,921.46	-
Veverka	Bradley	Teacher Secondary	80,156.67	31.50
Vey-Chilton	C. Annette	Secondary Principal	133,328.38	-
Vickars	Sherry	Teacher Elementary	77,659.45	60.00
Vieira	Sharon	Elementary Vice-Principal	105,676.08	-
Villavicencio	Emily	Teacher Elementary	86,111.61	195.00
Vine	Gary	Teacher Secondary	91,390.72	-
Violi	Paula	Teacher Secondary	89,399.02	160.00
Visser	Linda	Teacher Elementary	80,364.28	-
Vogel	Matthew	Learning Services Manager-ATBC	85,651.75	-
Von Holtum	Brenda	Teacher Elementary	86,959.73	35.00
Von Keyserlingk	Gesa	Teacher Secondary	92,005.04	-
Vose	Susanna	Teacher Elementary	85,122.28	125.00
Vranakis	Catherine	Teacher Secondary	80,606.23	-
Vulgaris	Michael	Secondary Vice-Principal	112,788.68	-
Vuong	Chanh	Teacher Secondary	82,928.15	150.00
Vuu	Sandra	Teacher Secondary	91,356.48	-
Wadge	Patrick	Teacher Secondary	91,166.18	130.00
Wagner	E. Susan	Teacher Elementary	86,918.68	-
Wai	Natalie	Teacher Secondary	98,836.97	23.50
Waight	Noriko	Teacher Secondary	92,363.95	-
Waisberg	David	Teacher Secondary	88,523.40	-
Wale	Daphne	Indigenous Education - Elem	88,077.24	-
Walker	Ellen	Teacher Secondary	81,588.28	-
Walker	Amelia	Teacher Elementary	80,793.01	50.00
Walks	Kathryn	Teacher Secondary	89,149.80	375.85
Wall	Lisa	Teacher Elementary	80,364.28	70.00

Wallace	Paul	Teacher Secondary	87,122.68	150.00
Wallace	Alissa	Teacher Secondary	87,867.28	90.00
Wallace	Jody	Teacher Elementary	88,118.83	150.00
Wallace	Christine	Teacher Elementary	76,861.84	-
Wallace	Rochelle	Teacher Elementary	88,077.24	150.00
Wallace	Joanne	Teacher Elementary	80,402.23	-
Wallbridge	Caroline	Elementary Principal	125,048.34	-
Waller	Wendy	Teacher Secondary	87,938.68	30.00
Walls	Catherine	Teacher Elementary	91,565.39	-
Walsh	Christine	Teacher Elementary	86,469.58	70.00
Walsh	Patrick	Supervisor - Printing & Dist	83,475.77	-
Walter	Alexander	Teacher Elementary	80,984.96	-
Wan	J-P Bernard	Teacher Elementary	80,364.28	150.00
Wan	Lena	Teacher Elementary	86,918.68	230.00
Wan	Shiu San	Teacher Elementary	86,959.73	-
Wane	Gina	Teacher Elementary	80,402.23	166.01
Wang	Xianen	Teacher Secondary	88,383.24	-
Wang	Terence	Teacher Secondary	93,058.14	-
Wansink	Anita	Teacher Elementary	77,495.61	-
Waraich	Harnek	Teacher Secondary	86,922.52	175.00
Ward	Karen	Teacher Elementary	80,402.23	-
Wardrop	Amanda	Teacher Elementary	88,118.83	150.00
Warkentin	Mark	Teacher Elementary	86,959.73	-
Warrington	Michael	Teacher Secondary	80,785.78	-
Wasyliuk	Amber	Teacher Elementary	92,120.63	128.00
Watanabe	Elizabeth	Teacher Secondary	89,861.88	-
Watkins	Denise	Teacher Elementary	75,745.14	-
Watkins	Dorothy	Elementary Principal	120,237.30	-
Watson	Sonja	Teacher Elementary	81,075.62	-
Watt	Peter	Teacher Elementary	80,402.23	150.00
Waugh	Michael	Teacher Secondary	84,314.60	-
Weatherall	Jill	Teacher Elementary	80,364.28	-
Weatherall	Jacquelyn	Area Counsellor - Elem	92,392.45	510.00
Weatherall	Julie	Elementary Principal	120,410.49	24.54
Webb	Nolan	Teacher Gifted Program	77,120.98	-
Webber	Jason	Elementary Vice-Principal	101,423.57	-
Weger	Cindy	Teacher Elementary	79,952.40	-
Wells	Nicole	Teacher Elementary	75,100.17	70.00
Wells	Teresa	Elementary Vice-Principal	105,221.36	1,245.83
Welwyn	Heather	Special Education - Elem	75,453.78	-
Werboweski	Shelley	Teacher Elementary	84,304.28	-
Weremchuk	Kenneth	Teacher Secondary	86,909.87	190.00
Weresch	Jonathan	Elementary Principal	120,216.80	-
Werner	Sonia	Teacher Secondary	80,874.28	-
West	Erika	Teacher Elementary	86,944.63	150.00
Westereng	Jeremy	Teacher Secondary	87,326.68	-
Weston	Linda	Visually Impaired - Elem	89,266.10	-
Wheelhouse	Sonya	Teacher Elementary	80,364.28	-
Whelan	Kathleen	Teacher Secondary	80,533.00	300.00
Whitcroft	Natalie	Teacher Elementary	88,118.83	-
White	Bradley	Teacher Secondary	90,642.48	185.00
White	Elizabeth	Teacher Elementary	88,118.83	-
Whitehead	Leah	Teacher Elementary	80,402.23	60.00
Whitehead	Mark	Plumber	78,115.89	-
Whitham	Jo Ann	Teacher Elementary	88,464.89	-
Wiesinger	Marielle	Teacher Elementary	88,118.83	-
Wightman	Adam	Teacher Secondary	86,742.71	-
Wilkie	Jonathan	Teacher Secondary	84,496.08	-
Wilkin	Carel	Teacher Elementary	88,077.24	150.00
Willan	Roger	Teacher Secondary	88,179.24	-
Williams	Stephen	Teacher Secondary	101,564.40	232.38
Williams	Hollie	AE Instructor	99,833.59	100.00
Williams	Warren	School & Student Support B	85,964.55	-
Williston	Christina	Teacher Elementary	80,364.28	-
Wills	Nadia	Teacher Elementary	79,560.13	-
Wilmann	Damian	Secondary Principal	117,468.20	-
Wilson	Joan	Teacher Secondary	80,466.28	-

Wilson	Brenda	Teacher Secondary	86,959.74	-
Wilson	Andrew	Secondary Vice-Principal	112,773.91	3,499.65
Wilson-Haffenden	Gillian	Teacher Elementary	80,364.28	-
Wilting	Kristina	Teacher Elementary	92,745.28	-
Wilton	Adam	Mgr Prov Res Ctre Vis Impaired	101,190.28	-
Winn	Miranda	Area Case Manager	91,928.33	-
Wittig	Mirjam	Teacher Elementary	80,364.28	-
Wittrin	Caroline	Teacher Secondary	87,061.73	-
Wolkenbrod	Michelle	Teacher Elementary	88,118.83	210.00
Wong	Darryl	Teacher Secondary	100,885.34	638.00
Wong	Wayne	Teacher Secondary	85,215.47	-
Wong	Sally	Teacher Secondary	87,428.68	155.00
Wong	Edna	Teacher Secondary	80,874.28	30.00
Wong	Leonard	Teacher Secondary	82,897.29	55.50
Wong	Manna	Teacher Secondary	87,020.68	-
Wong	Jennifer	Teacher Secondary	88,893.24	-
Wong	Wing Chee	Teacher Secondary	92,209.04	130.00
Wong	Michelle	Teacher Secondary	80,156.40	-
Wong	Elisa	Teacher Secondary	81,116.23	-
Wong	Ailin	Teacher Secondary	75,622.16	-
Wong	Jenny	Teacher Secondary	75,891.73	150.00
Wong	Christina	Teacher Elementary	86,959.73	130.00
Wong	Nellie	Teacher Elementary	92,745.28	-
Wong	Nyuk	Teacher Elementary	86,918.68	-
Wong	Anthony	Teacher Elementary	88,077.24	-
Wong	Beth	Teacher Elementary	82,534.22	40.00
Wong	Wendy	Teacher Elementary	86,918.68	-
Wong	Linda	Teacher Elementary	82,584.88	70.00
Wong	Sharon	Teacher Elementary	88,118.83	-
Wong	Miranda	Teacher Elementary	88,077.24	45.00
Wong	Brian	Teacher Elementary	86,918.68	-
Wong	Florence	Set BC Provincial - Elem	103,933.17	-
Wong	Gina	Teacher Elementary	98,079.02	602.20
Wong	Marco	Electrician	93,463.25	64.31
Wong	Christopher	Elementary Principal	116,026.82	-
Wong-Moon	Leah	Teacher Secondary	92,311.04	109.93
Woo	Cindy	Teacher Elementary	88,077.24	105.00
Woo	Diane	Functional Advisor	102,614.30	214.06
Woo	Peter	Elementary Principal	120,426.10	1,455.21
Wood	Andrea	Special Education - Sec	88,745.83	40.00
Wood	Adrienne	Teacher Elementary	77,710.34	256.86
Woodham	Brigitte	Teacher Elementary	80,364.28	-
Woods	James	Special Education - Sec	83,325.89	-
Woodward	Elizabeth	Teacher Elementary	80,402.23	70.00
Woodworth	Scott	Teacher Elementary	80,091.28	-
Woo-Lei	Frances	Teacher Elementary	86,918.68	70.00
Worth	Reece	Teacher Secondary	75,759.78	126.00
Wou	Amy	Teacher Elementary	80,364.28	-
Woudzia	John	Psychologist - Elem	92,516.50	105.00
Wreggit	Tammy	Teacher Elementary	79,741.43	-
Wright	Trevor	Teacher Elementary	86,918.68	-
Wrinch	Trevor	Elementary Vice-Principal	98,485.07	-
Wu	Xue	Teacher Secondary	88,383.24	-
Wu	Hui Ying	Teacher Secondary	83,158.07	166.25
Wu	Michael	Area Counsellor - Elem	90,779.48	-
Wu	Chien-Ren	Mgr - Settlement Wrkr in Schls	93,441.18	-
Wyatt	Sharon	Teacher Elementary	88,118.83	-
Wyllychuk	Jane	Area Counsellor - Elem	90,767.69	-
Yagmour	Sana	Teacher Secondary	79,635.82	-
Yamakami	Brenda	Teacher Elementary	75,455.19	-
Yang	Mathilde	Teacher Secondary	80,568.28	-
Yannakoulis	George	Teacher Secondary	88,118.83	-
Yao	Marivie	Teacher Elementary	79,943.23	165.00
Yee	Jason	Teacher Secondary	88,424.83	130.00
Yee	Bryan	Teacher Secondary	87,530.68	130.00
Yee	Wanda	Teacher Secondary	75,274.03	25.00
Yee	Marilyn	Area Counsellor - Elem	90,750.92	130.00

Yee	Helen	Mgr-Acctg &Fin Rpt &Compliance	112,274.60	2,320.42
Yeh	Helen	Teacher Elementary	90,854.92	83.60
Yeh	Billy	Teacher Elementary	80,402.23	26.00
Yelizarov	Michael	Electrician	83,187.03	-
Yeo	Julia	Teacher Elementary	88,932.16	83.60
Ycomans	Susan	Teacher Elementary	81,689.88	57.50
Yetman	John	Teacher Secondary	87,061.73	-
Yim	Andrea	Teacher Elementary	86,959.73	150.00
Yip	Stacey	Teacher Secondary	91,050.48	135.00
Yip	Eugene	Electrician	82,846.44	-
Yiu	Amy	Teacher Secondary	91,777.28	3,577.79
Yiu	Lai Lai	Provl Resource Program - Elem	86,959.73	-
York	Lori	Teacher Secondary	86,571.76	-
Yoshida	Esther	Teacher Elementary	80,402.23	-
Young	Serina	Special Education - Sec	75,592.88	-
Young	Karen	Teacher Elementary	86,510.63	-
Young	Linda	Teacher Elementary	80,402.23	507.14
Young	Jennifer	Teacher Elementary	80,802.23	30.00
Young	Tonia	Teacher Elementary	86,918.68	-
Yu	Brian	Teacher Secondary	95,358.50	-
Yu	Jeanne	Teacher Secondary	82,565.52	150.00
Yu	Lisa	Teacher Elementary	80,771.37	-
Yu	Wendy	Teacher Elementary	86,959.73	-
Yu	Angelina	Teacher Elementary	87,359.73	-
Yu	Elaine	Teacher Elementary	86,932.18	-
Yuen	Ernest	Teacher Secondary	85,112.93	-
Yuen	Grace	Teacher Elementary	86,918.68	-
Yuill	Craig	Teacher Secondary	84,598.08	-
Yung	Mary	HR Staffing Advisor	86,959.87	-
Zambito Orazio	Giuseppina	Teacher Elementary	86,959.73	-
Zambrano	Tanya	Teacher Secondary	80,466.28	-
Zdriluk	Kathryn	Teacher Elementary	86,959.73	-
Zeit	Andrea	Elementary Vice-Principal	105,641.94	-
Zerbe	Richard	Director of Instruction	129,701.34	3,077.89
Zerbinos	Panagiotis	Teacher Secondary	87,326.68	-
Zhang	Hu	Teacher Secondary	88,179.24	-
Zhang	Minhua	Teacher Secondary	88,485.24	-
Zimmermann	Douglas	Electrician	84,136.57	-
Zrymiak	Carol	Area Counsellor - Elem	91,761.56	172.50
Zukowski	Shirley	Teacher Elementary	80,402.23	40.00
Zwaagstra	Wendy	Teacher Elementary	86,959.73	70.00
Zylstra	Patricia	Teacher Elementary	86,959.73	-
Total Remuneration Exceeding \$75,000			<u>\$ 203,714,938.43</u>	<u>\$ 364,150.92</u>
Total for Employees with Remuneration less than \$75,000			<u>\$ 203,921,664.18</u>	<u>\$ 232,772.08</u>
Total Remuneration and Expenses paid (including Elected Officials)			<u>\$ 407,636,602.61</u>	<u>\$ 596,923.00</u>
Employer Payments for CPP and EI				<u>\$ 21,210,634.31</u>

Schedule of Vendor Payments

<u>Supplier Name</u>	<u>Total Payment</u>
0826668 BC Ltd.	34,944
0922475 BC Ltd.	42,473
3D Technics Systems Inc.	25,194
A Star Society	45,400
A. Craig & Son Ltd.	141,225
Absolute Value Publications Inc.	42,011
ACM Environmental Corporation	120,271
Action Holdings Ltd.	329,037
Acton Ostry Architects Inc.	1,618,505
Advanced Parking Systems Ltd.	29,379
AES Engineering Ltd.	43,525
Affinity Group Tours	225,431
Ainsworth Communications Ltd.	27,710
Air Canada	80,323
Alliance Medical Monitoring	56,163
Amazon	160,704
Andornot Consulting Inc.	60,573
Andrew Sheret Limited	168,286
Angus Corporate Centre Ltd.	887,807
Anixter Canada Inc.	47,038
Apple Canada, Inc.	4,052,541
Arbutus Roofing & Drains Ltd	141,082
ARI Financial Services	85,924
Arts Umbrella	69,736
AV Solutions	402,408
AvePoint - Canada Ltd.	35,928
AW Fireguard Supplies (1991) Ltd.	58,851
B.A. Robinson Co. Ltd.	124,269
Bamfield Marine Sciences Centre	132,976
Baragar Enterprises Ltd.	71,789
BC Carpenters Fund	215,083
BC Ferries	37,046
BC Hardwood Floors Co Ltd.	123,806
BC Housing	127,780
BC Hydro	4,186,417
BC Principals & Vice Principals Association	222,654
BC Safety Authority	81,413
BC School Sports	51,129
BC School Superintendents Association	79,820
BC School Trustees Association	122,066
BC Teachers' Federation	8,918,557
BC Technology for Learning Society	47,199
BCAIBWS	38,280
BCIT	47,437
Beau Photo Supplies Inc.	29,523
Belfor Restoration Services	460,322
Best Buy	40,828
Big Kahuna Sport Company	185,111
Bonnefoy Business Management Services	47,005
Boreal Science	54,566
Bouygues Building Canada	2,938,899
Boyden Vancouver	77,139

Brackett Contracting	38,504
Branded Distribution	177,162
Bricklayers & Masons Local #2	39,259
Bridges Canada	361,565
Brink's Canada Ltd.	29,045
BTY Group	77,459
Butler Workplace Solutions	101,774
Camp Artaban Society	38,034
Camp Jubilee Retreat and Conference Centre	180,837
Camp Squeah	57,157
Camp Summit	93,608
Can-Achieve International Education Ltd.	229,100
Canada Co. Ltd.	32,021
Canada Post Corporation	67,646
Canadian Assistive Technology Ltd.	72,391
Canadian Refrigeration and Air Conditioning Ltd.	51,824
Canadian Union of Public Employees Local 407	116,839
Canadian Western Trust	2,737,815
Canon Business Solutions Canada Inc.	582,787
Canuel Caterers	108,276
Captain Cook Travel	35,572
CBC Radio Canada	42,847
CDW Canada	100,532
Cedar Crest Lands (BC) Ltd.	102,869
Cedars at Cobble Hill	113,560
Chan Centre for the Performing Arts	56,021
Chapters Indigo Books & Music Inc.	74,650
Charter Bus Lines of BC	41,075
Cheakamus Centre	149,517
Chemistry Consulting Group	43,749
Cherwell Software	32,432
Chouette Books	30,178
Chubb Security Systems	37,297
CIBC Mellon	193,610
CIEEC - Cdn Int'l Educ Exchange Centre	73,150
City of Vancouver	3,249,854
Clean Harbors Canada, Inc.	35,405
Coast Wholesale Appliances Inc.	43,937
Coastal Reign Printing Ltd.	38,013
Colborne Architect Group	198,963
Colliers Macaulay Nicolls Inc.	349,494
Community Savings Credit Union	1,250,882
Concept Interactive Inc.	125,272
Continental Roofing	875,469
Corporate Express Canada Inc.	571,392
Costco Wholesale	31,230
Cowin, Maureen.	30,480
CPS Canada Inc.	28,474
Creative Insignia Ltd.	59,858
Crede Technologies Inc.	30,660
Crescent Beach Publishing	134,084
CRS Commercial Carpet Maintenance	123,371
CS Mounting Systems 2005 Co.	69,230
C-Shore Communications Inc.	175,224
CUMIS Retirement Services	147,083

CUPE Local 15	1,233,828
Cypress Mountain School	52,119
D.G. MachLachlan Ltd.	25,228
D.G.S. Construction Co. Ltd.	2,147,308
Dafco Filtration Group	28,966
Dancing with Life	26,762
Davey Tree Expert Co. of Canada Ltd.	59,245
Dell Canada Inc.	730,238
Dell Financial Services Canada Ltd.	344,679
Delta Continuing Education	30,450
Delta Truck Repair	70,990
Design Roofing & Sheet Metal Ltd.	123,123
Developmental Disabilities Association	28,585
District Council 38 Membership Services, International Brotherhood of Painters and Allied Trades	131,286
Doublethink Inc.	27,483
Driving Force Inc.	57,866
Dubas Engineering	101,360
Dulux Paints	105,015
Dunbar Lumber Supply	31,565
DWD Theatre Design & Consulting	27,207
E.B. Horsman & Son Ltd.	347,350
Ebsco Canada Ltd.	245,801
Ecowaste Industries	38,363
Educan Institutional Furniture Ltd.	245,547
Educational World Tours	68,456
EF Educational Tours	41,723
Ellison Travel & Tours Ltd.	332,223
Empire Music Co. Ltd.	26,270
ERC Roof Management Ltd.	131,768
Erv Parent Co Ltd.	29,027
ESC Automation	320,286
Evans Lake Forest Education Society	82,749
Executive Mat Service	87,187
Fairmont Hotels and Resorts	82,491
Family Maintenance Enforcement Program	27,455
Farm-Tek Turf Services Inc.	87,116
FBM Canada SPI Inc.	52,001
Finch Media Ltd.	86,454
Finning Ltd.	69,188
First Canada ULC	180,805
First Class Planners Ltd.	33,054
First Student Canada ULC	3,153,214
Fitzpatrick & Co.	27,357
Flynn Canada Ltd.	585,258
Follett School Solutions Inc.	340,583
Foreign Student Services	40,120
FortisBC-Natural Gas	1,737,800
Franel Architecture	628,391
Fraser Health Authority	206,031
Fraser Shading Systems	36,989
Fraser Valley Equipment	62,421
Fresh Roots Urban Farm Society	29,135
Freshslice Pizza	25,768
Friesens Corporation	216,160
Frontier Computing	193,768

Fujitec Canada, Inc.	50,760
FutureBook Printing Inc.	191,025
Geminder, Dan	40,082
Genesis Restorations Ltd.	30,923
George Bubas Motors Ltd.	39,346
Gibraltar Holdings Ltd.	315,466
GM Resorts LP	40,689
Go Futures HR	160,770
GoodMinds.com	43,638
Gossamer Threads Inc.	100,800
Grand & Toy	536,593
Grant Kovacs Norell	32,414
GRC Columbia Roofing Inc.	272,679
Great West Life Assurance	845,130
Greater Vancouver Basketball Officials	63,055
Greater Vancouver Food Bank	56,800
Greenbarn Potters Supply Ltd.	25,585
Guard.me International Insurance	565,814
Guillevin Int. Inc. (Fleck)	168,401
Gunnar Pacific Agencies Inc.	30,414
GWL Realty Advisors Inc.	86,576
Gym Sense Gymnastics Inc.	60,523
Habitat Systems Inc.	179,867
Harris & Company LLP	205,392
Hayes, Michele	45,095
Hazmasters Inc.	122,175
HCMA Architecture + Design	373,949
Heat & Frost Insulators Local 118	81,418
Heatherbrae Builders Company Ltd.	17,821,552
Hellenic Community Centre	35,754
Henderson Recreation Equipment Ltd.	34,040
Herff Jones Canada Inc.	72,434
Heritage Office Furnishings Ltd.	39,990
HP Financial Services Canada	1,279,469
Humanware Western Canada	154,322
Hyatt Regency Vancouver	188,048
iA Financial Group	104,840
IBM Canada Ltd.	30,843
iDesign Solutions, Inc.	51,059
IMA Solutions	59,055
Interior Health	232,830
International Brotherhood of Electrical Workers	197,622
International Stage Lines Inc.	107,167
Italian Cultural Centre Society	36,939
ITC Commercial B.C. Inc.	167,597
James H. Shuttleworth Consulting	31,370
Jasmine Rae Consulting	37,356
Jeff Schramm Brand Design	66,458
JJL International Education Exchange	35,000
John Lewis Executive Advisor Inc.	194,667
Johnston, Cindi	38,500
Jonathan Morgan & Company Ltd.	28,867
Joseph S. Chow Ltd.	101,899
Jumpstreet Tours	93,451
K&E Equipment Repair Ltd.	71,499

Kahunaverse Sports Group Inc.	38,499
Kal Tire	29,142
Kane, Maureen	59,662
KBAM! Kevin Bruce Arts Mgmt.	53,453
Keats Camps	69,301
Kelowna General Hospital Interior Health Authority	66,002
Ken Deitcher Sales Co. Ltd.	34,652
Kerr, Brian	34,637
KEV Software Inc.	379,792
Kidsafe Project Society	85,316
Kidsbooks	184,826
KMS Tools and Equipment Ltd.	76,597
Koffman Kalef	76,236
Konica Minolta Business Solutions (Can.)	83,610
KPMG LLP	50,400
Landmark Recognition	26,992
Langara College	874,979
L'Auberge du Mont	76,060
LEC Quantity Surveying & Project Management Inc.	160,747
Lehigh Materials	42,554
Lenovo Canada Inc.	61,744
Liberator Communications Canada	83,109
Librairie Gallimard	73,855
Lin Haw International Co. Ltd.	39,854
Long & MacQuade Ltd.	142,791
Long View Systems Corporation	177,113
Loomis Express	58,222
Loon Lake Lodge & Retreat Centre	71,233
Lordco Auto Parts Ltd.	42,666
Lynch Bus Lines	343,140
Macquarie Equipment Finance Ltd.	1,514,203
Magnem Engine Service Ltd.	46,160
Mainland Construction Materials ULC	33,876
Make A Future	38,876
Mancorp Industrial Sales Ltd.	32,240
Manning Park Resort	57,963
Marine Roofing (1996) Ltd.	47,011
Marpole Oakridge Family Place	58,318
Marsh Canada Ltd.	29,123
McFarland Marceau Architects Ltd.	414,469
McGregor & Thompson Hardware Ltd.	25,557
McGregor Hardware Distribution	139,708
MECiarniello Consulting FM 0697872	110,906
MediaSmarts	35,469
Medical Services Plan of B.C.	5,477,513
Metal Supermarkets	29,574
Microserve Business Computer Services	209,026
Microsoft Canada Co.	99,253
Mills Office Productivity Canada	27,719
Minister of Finance	2,056,888
Ministry of Children and Family Development	310,398
MJGH Enterprises Ltd.	27,529
Modu-Loc Fence Rentals	25,034
MoreSports	75,000
Morneau Shepell Ltd.	955,333

Morrison Hershfield Ltd.	30,450
Mt. Seymour Resorts Ltd.	59,143
Municipal pension plan	18,913,003
MYK Enterprise Ltd.	73,607
National Film Board of Canada	38,306
Natural Pod	36,808
Nedco (Div. of Rexel Canada Electrical)	109,981
Nelson Education Ltd.	439,938
New City Contracting Ltd.	2,780,713
New York Foods Ltd.	149,802
Nickel Bros House Moving Ltd.	135,142
North America Investment & Consulting Co., Ltd. Shanghai	25,075
North American Telecommunications Group	31,534
North South Travel	167,979
Northern Building Supply Ltd.	264,125
Nova Food Services Ltd.	749,193
NXSource Technology Inc.	47,984
Opus Framing & Art Supplies	69,768
Oracle Canada ULC	326,288
Oxford University Press	47,875
Pacific Blue Cross	13,259,722
Pacific National Exhibition	71,780
Pan Pacific Hotel Vancouver	159,800
Panago Pizza Inc.	48,036
Pearson Canada Assessment Inc.	81,361
Pearson Canada Solutions Ltd.	246,274
Pearson Education Canada	169,312
PerfectMind	64,943
Pfaff Sewing Centre Of Vancouver Ltd.	43,798
Phoenix Glass Inc.	28,844
Pinnacle Hotel Harbourfront	28,824
Pinnacle Pursuits Inc.	28,348
PitneyWorks	131,700
Planet Clean (Vancouver) Ltd.	308,602
Premier School Agendas Ltd.	45,580
Pro Can Construction Group Corp.	6,001,264
Progressive Fundraising Inc.	58,211
Project Chef Culinary Education Ltd.	26,032
Prominent Product Marketing	35,064
Public Education Benefits Trust	8,091,307
Quantum Lighting, Inc.	70,413
Real Canadian Superstore	47,193
Receiver General of Canada	102,766,081
Rectec Industries Inc.	93,738
Regal Controls Ltd.	70,610
Regency Travel	55,875
Richelieu Hardware Canada Ltd.	77,630
Richmond Children First	59,063
Richmond Elevator	136,706
Ricoh Canada Inc.	149,693
Robert Half Canada Inc.	122,570
Rollins Machinery Ltd.	99,796
Rona Revy Inc.	42,376
Russell Hendrix Foodservice Equipment Ltd.	87,862
Safeteen	28,077

Sahota, Amanjeet	76,740
Salmon's Rentals Ltd.	30,792
Saputo Dairy Products Canada GP	231,278
Sasamat Outdoor Centre	39,944
Save On Foods	33,427
Scholastic Canada Ltd.	240,291
School District #23 (Central Okanagan)	87,155
School District #36 (Surrey)	28,644
School District #37 (Delta)	134,349
School District #79 (Cowichan Valley)	25,625
School Source	149,876
School Specialty Canada	113,327
Schoolhouse Products	802,623
Science World at Telus World of Science	55,166
Sea to Sky Outdoor School for Sustainability Education	98,513
Secrest Resources Ltd.	291,764
Seymour Painting Ltd.	166,224
Shape Architecture Inc.	695,114
Sheaves, Patricia	107,185
Sheet Metal Workers - Local 280	66,130
Shell Energy North America (Canada) Inc.	768,489
Sheraton Hotels	138,176
Skyline Athletics Inc.	106,475
Small Talk Centre for Language Development	30,562
Snow Cap Enterprises Ltd.	39,986
SOCAN	155,208
Softchoice LP	1,667,934
Software4Schools.ca	94,684
Soliloquy Solutions	34,283
Soper's Supply Ltd.	30,260
Source Office Furniture & Systems Ltd.	137,194
Spectrum Educational Supplies Ltd.	37,726
Spicers Canada ULC	506,469
Sportball Vancouver	54,433
St. John Ambulance Canada	54,922
Stacey Holloway and Associates Ltd.	26,913
Staples	98,361
Stargarden Corporation	67,200
Sterling Fence Co. Ltd.	51,828
Stillwood Camp	30,288
Strathcona Park Lodge & Outdoor Education Centre	218,075
Strive Recruitment Inc.	147,335
Strong Nations Publishing Inc.	78,655
STS Tours Inc.	289,867
StudioHuB Architects Ltd.	63,195
Sunbelt Rentals of Canada, Inc.	53,205
Sunset Community Association	32,967
Survitec Group/DBC Marine Safety Systems	49,820
Swing Time Distributors Ltd.	56,252
Swish Maintenance Ltd.	33,197
Sysco Vancouver	1,174,144
Tapestry Music Ltd.	153,535
TC Media Livres Inc.	51,707
Teacher pension plan	81,294,635
Teacher Regulation Branch	311,360

Techtone Media Inc.	86,960
Telus Communications Inc.	1,546,711
Tennis XL Agency Inc.	44,112
TForce Final Mile Canada Inc.	28,461
The Artona Group Inc.	125,673
The Learning Bar Inc.	32,970
The Learning Partnership	61,074
The Terry Fox Foundation	91,313
The Virtue Foundation	43,000
Thirdwave Bus Services	121,018
Timberline Ranch	81,060
TLD Computers Inc.	31,226
Tobii Dynavox Canada	299,086
Trane Canada	30,993
Translink	272,342
Travel by Design	26,208
Tshan, Mitra	40,305
Turning Point Resolutions Inc.	41,390
Tyco Integrated Fire & Security	53,288
Unique Minds Learning Company Ltd.	25,378
United Library Services	139,230
United Pacific Patrol Ltd.	67,591
United Way	30,599
Univar Canada Ltd.	56,874
Universal Coach Lines Ltd.	47,637
University of British Columbia	149,247
University of Toronto	64,656
Valery Black Draperies Ltd.	33,639
VanCity Savings Credit Union	2,527,225
Vancouver Board of Parks & Recreation	101,767
Vancouver Coastal Health	406,974
Vancouver Community College	166,200
Vancouver Glass (1990) Ltd.	54,100
Vancouver Island Health Authority	177,553
Vancouver Public Education Alliance	60,200
Vancouver Public Library	69,699
Vancouver School Bus Charters Ltd.	32,510
Viking Fire Protection Inc.	67,828
Viking-Alexander Metal Products Ltd.	32,983
Visual Education Centre	194,358
W.G. Lore Consulting Inc.	36,316
Wang, Fengxia	31,983
Waste Management	710,454
Wesclean Equipment	542,497
Wesco Distribution Canada LP	67,334
West Coast Sightseeing Ltd.	53,798
West Unified Communications	45,391
Western Athletics Ltd.	38,352
Western Campus Resources	258,327
Western Gasco Cylinders Ltd.	48,273
Western Institute For The Deaf	37,163
Western Pacific Paper Ltd.	33,877
Western Safety Products	51,514
Westlab	51,180
WESTPAC Solutions Ltd.	55,933

Westport Power Inc.	41,466
Whistler Blackcomb Mountain Resorts	81,126
Wilson's Transportation Ltd.	32,767
Wolseley Mechanical Group - BC Region	25,485
WorkSafe BC	2,616,857
World Book Educational Products of Canada	220,551
YMCA Camps	255,243
Young Rembrandts	26,577
Zavosh Consulting Inc.	47,388
Total payments to suppliers exceeding \$25,000 each	<u>\$ 360,136,052</u>
Total payments to suppliers less than \$25,000 each	<u>\$ 16,909,794</u>
Total payments for goods and services	<u>\$ 377,045,847</u>

**STATEMENT OF FINANCIAL INFORMATION
EXPLANATION OF DIFFERENCES TO AUDITED FINANCIAL STATEMENTS
FOR THE YEAR ENDED JUNE 30, 2018**

The salaries paid to employees as well as the payments disbursed to suppliers for goods and services and employee benefit premiums are disclosed on the audited financial statements as expenses, net revenues, capitalized costs or changes in accounts receivable and accounts payable.

The differences between the audited financial statements (Statement 2 – Statement of Operations) and the combined totals of the Schedule of Remuneration and Expenses and the Schedule of Payments Made for the Provision of Goods and Services are primarily as follows:

- Amounts reflected in the schedules are prepared on a cash basis, whereas expenditures included on the financial statements are prepared on an accrual basis.
- The list of payments to suppliers may include 100% of the GST/PST paid, whereas the expenditures in the financial statements are shown net of the GST/PST rebate.
- The taxable benefits are included in the Remuneration column of the Schedule of Remuneration and Expenses. The same amount is included in the Schedule of Payments Made for the Provision of Goods and Services for payments made to benefit carriers.
- Payments to suppliers may be reported in the Financial Statements as Prepaid Expenses, Tangible Capital Assets, or Services and Supplies, as appropriate.
- The schedule includes payments for capital purchases, related to the employer portion of benefits (other than CPP and EI) as well as goods and services.
- The schedule does not include accrued expenditures included in services and supplies on the financial statements.

Audited Financial Statements of

School District No. 39 (Vancouver)

June 30, 2018

School District No. 39 (Vancouver)

June 30, 2018

Table of Contents

Management Report	1
Independent Auditors' Report	2-3
Statement of Financial Position - Statement 1	4
Statement of Operations - Statement 2	5
Statement of Changes in Net Financial Assets (Debt) - Statement 4	6
Statement of Cash Flows - Statement 5	7
Notes to the Financial Statements	8-27
Schedule of Changes in Accumulated Surplus (Deficit) by Fund - Schedule 1 (Unaudited)	28
Schedule of Operating Operations - Schedule 2 (Unaudited)	29
Schedule 2A - Schedule of Operating Revenue by Source (Unaudited)	30
Schedule 2B - Schedule of Operating Expense by Object (Unaudited)	31
Schedule 2C - Operating Expense by Function, Program and Object (Unaudited)	32
Schedule of Special Purpose Operations - Schedule 3 (Unaudited)	34
Schedule 3A - Changes in Special Purpose Funds and Expense by Object (Unaudited)	35
Schedule of Capital Operations - Schedule 4 (Unaudited)	38
Schedule 4A - Tangible Capital Assets (Unaudited)	39
Schedule 4B - Tangible Capital Assets - Work in Progress (Unaudited)	40
Schedule 4C - Deferred Capital Revenue (Unaudited)	41
Schedule 4D - Changes in Unspent Deferred Capital Revenue (Unaudited)	42

School District No. 39 (Vancouver)

MANAGEMENT REPORT

Version: 9118-8372-6390

Management's Responsibility for the Financial Statements.

The accompanying financial statements of School District No. 39 (Vancouver) have been prepared by management in accordance with the accounting requirements of Section 23.1 of the Budget Transparency and Accountability Act of British Columbia, supplemented by Regulations 257/2010 and 198/2011 issued by the Province of British Columbia Treasury Board, and the integrity and objectivity of these statements are management's responsibility. Management is also responsible for all of the notes to the financial statements and schedules, and for ensuring that this information is consistent, where appropriate, with the information contained in the financial statements.




The preparation of financial statements necessarily involves the use of estimates based on management's judgment particularly when transactions affecting the current accounting period cannot be finalized with certainty until future periods.

Management is also responsible for implementing and maintaining a system of internal controls to provide reasonable assurance that assets are safeguarded, transactions are properly authorized and reliable financial information is produced.

The Board of Education of School District No. 39 (Vancouver) (called the "Board") is responsible for ensuring that management fulfills its responsibilities for financial reporting and internal control and exercises these responsibilities through the Board. The Board reviews internal financial statements on a monthly basis and externally audited financial statements yearly.

The external auditors, Office of the Auditor General of British Columbia, conduct an independent examination, in accordance with Canadian generally accepted auditing standards, and express their opinion on the financial statements. The external auditors have full and free access to financial management of School District No. 39 (Vancouver) and meet when required. The accompanying Independent Auditors' Report outlines their responsibilities, the scope of their examination and their opinion on the School District's financial statements.

On behalf of School District No. 39 (Vancouver)

	<i>Sept. 24/18</i>
Signature of the Chairperson of the Board of Education	Date Signed
	<i>Sept. 24/18</i>
Signature of the Superintendent	Date Signed
	<i>Sept. 24/18</i>
Signature of the Secretary/Treasurer	Date Signed



INDEPENDENT AUDITOR'S REPORT

*To the Members of the Board of Education of School District No. 39 (Vancouver), and
To the Minister of Education, Province of British Columbia*

I have audited the accompanying financial statements of School District No. 39 (Vancouver) (“the entity”), which comprise the statement of financial position as at June 30, 2018, and the statements of operations, changes in net financial assets (debt), and cash flows for the year then ended, and a summary of significant accounting policies and other explanatory information.

Management's Responsibility for the Financial Statements

Management is responsible for the preparation of these financial statements in accordance with Canadian Public Sector Accounting Standards, and for such internal control as management determines is necessary to enable the preparation of financial statements that are free from material misstatement, whether due to fraud or error.

Auditor's Responsibility

My responsibility is to express an opinion on these financial statements based on my audit. I conducted my audit in accordance with Canadian generally accepted auditing standards. Those standards require that I comply with ethical requirements and plan and perform the audit to obtain reasonable assurance about whether the financial statements are free from material misstatement.

An audit involves performing procedures to obtain audit evidence about the amounts and disclosures in the financial statements. The procedures selected depend on the auditor's judgement, including the assessment of the risks of material misstatement of the financial statements, whether due to fraud or error. In making those risk assessments, the auditor considers internal control relevant to the entity's preparation of the financial statements in order to design audit procedures that are appropriate in the circumstances, but not for the purpose of expressing an opinion on the effectiveness of the entity's internal control. An audit also includes evaluating the appropriateness of accounting policies used and the reasonableness of accounting estimates made by management, as well as evaluating the overall presentation of the financial statements.

In my view, the audit evidence I have obtained is sufficient and appropriate to provide a basis for my qualified audit opinion.

Basis for Qualified Opinion

As described in Note 2 to the financial statements, the entity's accounting treatment for contributions received from governments and for externally restricted contributions received from non-government sources is to initially record them as deferred revenue (a liability) and then recognize revenue in the statement of operations either on the same basis as the related expenditures occur or, in the case of funds for the purchase or construction of capital assets, to recognize revenue on the same basis as the related assets are amortized. The entity was required to adopt this accounting policy as prescribed by Province of British Columbia Treasury Board Regulation 198/2011.


Under Canadian Public Sector Accounting Standards, the entity's method of accounting for contributions is only appropriate in circumstances where the funding meets the definition of a liability. Otherwise, the appropriate accounting treatment is to record contributions as revenue when they are received or receivable. In our opinion, certain contributions of the entity do not meet the definition of a liability, and as such the entity's method of accounting for those contributions represents a departure from Canadian Public Sector Accounting Standards.

This departure has existed since the inception of the standard, which applies to periods beginning on or after April 1, 2012. When the cumulative effects of this departure to date are adjusted through opening accumulated surplus, the entity's records indicate that the effects of this departure on the current year financial statements is an overstatement of the liability for deferred capital revenue of \$453 million and deferred revenue of \$17 million, an understatement of accumulated surplus of \$471 million, and a current year overstatement of revenue of \$1 million. Accordingly, the current year surplus is overstated by \$1 million and net debt is overstated by \$471 million.

Qualified Opinion

In my opinion, except for the effects of the matter described in the Basis for Qualified Opinion paragraph, the financial statements present fairly, in all material respects, the financial position of School District No. 39 (Vancouver) as at June 30, 2018, and the results of its operations, changes in its net financial assets (debt), and its cash flows for the year then ended in accordance with Canadian Public Sector Accounting Standards.

Victoria, British Columbia
September 25, 2018



Russ Jones, FCPA, FCA
Deputy Auditor General



OFFICE OF THE
Auditor General
of British Columbia

School District No. 39 (Vancouver)

Statement 1

Statement of Financial Position
As at June 30, 2018

	2018 Actual	2017 Actual (Recast)
	\$	\$
Financial Assets		
Cash and Cash Equivalents	143,405,503	142,992,300
Accounts Receivable		
Due from Province - Ministry of Education	8,068,198	1,662,245
Due from Province - Other		370
Other (Note 3)	5,297,735	3,878,986
Portfolio Investments (Note 4)	1,914,800	2,097,483
Total Financial Assets	<u>158,686,236</u>	<u>150,631,384</u>
Liabilities		
Accounts Payable and Accrued Liabilities		
Due to Province - Ministry of Education	181,114	164,407
Due to Province - Other	219,245	209,897
Other (Note 5)	60,665,630	56,132,342
Unearned Revenue (Note 6)	29,380,200	27,437,512
Deferred Revenue (Note 7)	30,617,007	32,106,259
Deferred Capital Revenue (Note 8)	599,129,507	563,409,184
Employee Future Benefits (Note 9)	25,676,796	24,249,389
Capital Lease Obligations (Note 10)	1,825,785	3,280,406
Other Liabilities	987,023	1,895,668
Total Liabilities	<u>748,682,307</u>	<u>708,885,064</u>
Net Financial Assets (Debt)	<u>(589,996,071)</u>	<u>(558,253,680)</u>
Non-Financial Assets		
Tangible Capital Assets (Note 11)	703,860,418	670,097,151
Prepaid Expenses	3,554,679	1,886,605
Supplies Inventory	952,851	1,198,449
Total Non-Financial Assets	<u>708,367,948</u>	<u>673,182,205</u>
Accumulated Surplus (Deficit) (Note 16)	<u>118,371,877</u>	<u>114,928,525</u>

Contractual Obligations (Note 13)

Contingent Liabilities (Note 18)

Approved by the Board

Signature of the Chairperson of the Board of Education

Date Signed

Sept 24/18

Signature of the Superintendent

Date Signed

Sept. 24/18

Signature of the Secretary Treasurer

Date Signed

Sept 24/18

The accompanying notes are an integral part of these financial statements.

School District No. 39 (Vancouver)

Statement 2

Statement of Operations

Year Ended June 30, 2018

	2018 Budget	2018 Actual	2017 Actual (Recast)
	\$	\$	\$
Revenues			
Provincial Grants			
Ministry of Education	519,035,115	509,318,308	490,806,986
Other	5,104,725	5,744,555	5,122,282
Federal Grants	2,236,492	2,364,846	2,179,441
Tuition	28,891,797	28,517,730	28,789,020
Other Revenue	35,508,733	36,398,608	39,579,668
Rentals and Leases	5,169,196	5,334,936	5,482,619
Investment Income	1,896,376	2,712,102	1,516,605
Amortization of Deferred Capital Revenue	17,121,417	15,841,256	14,925,760
Total Revenue	614,963,851	606,232,341	588,402,381
Expenses			
Instruction	499,456,418	492,382,329	477,143,251
District Administration	20,554,434	20,071,774	19,047,483
Operations and Maintenance	92,043,130	87,353,245	92,093,160
Transportation and Housing	2,890,660	2,847,157	2,768,448
Debt Services	179,626	134,484	136,849
Total Expense	615,124,268	602,788,989	591,189,191
Surplus (Deficit) for the year	(160,417)	3,443,352	(2,786,810)
Accumulated Surplus (Deficit) from Operations, beginning of year		114,928,525	117,715,335
Accumulated Surplus (Deficit) from Operations, end of year		118,371,877	114,928,525

The accompanying notes are an integral part of these financial statements.

School District No. 39 (Vancouver)

Statement 4

Statement of Changes in Net Financial Assets (Debt)
Year Ended June 30, 2018

	2018 Budget	2018 Actual	2017 Actual (Recast)
	\$	\$	\$
Surplus (Deficit) for the year	<u>(160,417)</u>	<u>3,443,352</u>	<u>(2,786,810)</u>
Effect of change in Tangible Capital Assets			
Acquisition of Tangible Capital Assets	(51,574,747)	(57,752,841)	(63,051,454)
Amortization of Tangible Capital Assets	24,753,180	23,989,574	22,405,374
Total Effect of change in Tangible Capital Assets	<u>(26,821,567)</u>	<u>(33,763,267)</u>	<u>(40,646,080)</u>
Acquisition of Prepaid Expenses		(3,580,877)	(2,711,231)
Use of Prepaid Expenses		1,912,803	3,750,309
Acquisition of Supplies Inventory		(2,087,112)	(2,199,096)
Use of Supplies Inventory		2,332,710	2,015,378
Total Effect of change in Other Non-Financial Assets	<u>-</u>	<u>(1,422,476)</u>	<u>855,360</u>
(Increase) Decrease in Net Financial Assets (Debt), before Net Remeasurement Gains (Losses)	<u>(26,981,984)</u>	<u>(31,742,391)</u>	<u>(42,577,530)</u>
Net Remeasurement Gains (Losses)			
(Increase) Decrease in Net Financial Assets (Debt)		<u>(31,742,391)</u>	<u>(42,577,530)</u>
Net Financial Assets (Debt), beginning of year		<u>(558,253,680)</u>	<u>(515,676,150)</u>
Net Financial Assets (Debt), end of year		<u>(589,996,071)</u>	<u>(558,253,680)</u>

The accompanying notes are an integral part of these financial statements.

School District No. 39 (Vancouver)

Statement 5

Statement of Cash Flows
Year Ended June 30, 2018

	2018 Actual	2017 Actual (Recast)
	\$	\$
Operating Transactions		
Surplus (Deficit) for the year	3,443,352	(2,786,810)
Changes in Non-Cash Working Capital		
Decrease (Increase)		
Accounts Receivable	(7,824,333)	13,801,268
Supplies Inventories	245,598	(183,719)
Prepaid Expenses	(1,668,075)	1,039,078
Increase (Decrease)		
Accounts Payable and Accrued Liabilities	4,559,342	(6,203,213)
Unearned Revenue	1,942,687	203,035
Deferred Revenue	(1,489,252)	4,958,341
Employee Future Benefits	1,427,406	1,750,238
Other Liabilities	(908,644)	(220,747)
Amortization of Tangible Capital Assets	23,989,574	22,405,374
Amortization of Deferred Capital Revenue	(15,841,256)	(14,925,760)
Total Operating Transactions	<u>7,876,399</u>	<u>19,837,085</u>
Capital Transactions		
Tangible Capital Assets Purchased	(7,110,384)	(4,839,107)
Tangible Capital Assets -WIP Purchased	(49,972,454)	(56,264,912)
Sale and Leaseback of Equipment / Capital Lease (non cash)	(464,575)	(609,518)
Insurance Claim	(387,035)	(548,307)
Total Capital Transactions	<u>(57,934,448)</u>	<u>(62,261,844)</u>
Financing Transactions		
Capital Revenue Received	51,948,614	54,356,857
Capital Lease Payments	(1,660,044)	(1,390,817)
Total Financing Transactions	<u>50,288,570</u>	<u>52,966,040</u>
Investing Transactions		
Investments in Portfolio Investments	182,682	137,031
Total Investing Transactions	<u>182,682</u>	<u>137,031</u>
Net Increase (Decrease) in Cash and Cash Equivalents	413,203	10,678,312
Cash and Cash Equivalents, beginning of year	<u>142,992,300</u>	<u>132,313,988</u>
Cash and Cash Equivalents, end of year	<u>143,405,503</u>	<u>142,992,300</u>
Cash and Cash Equivalents, end of year, is made up of:		
Cash	143,405,503	142,992,300
	<u>143,405,503</u>	<u>142,992,300</u>

The accompanying notes are an integral part of these financial statements.

SCHOOL DISTRICT No. 39 (Vancouver)
NOTES TO FINANCIAL STATEMENTS FOR THE YEAR
ENDED JUNE 30, 2018

1 Authority and Purpose

The School District, established on April 12, 1946, operates under authority of the *School Act* of British Columbia as a corporation under the name of "The Board of Education of School District No. 39 (Vancouver)", and operates as "School District No. 39 (Vancouver)." A board of education (Board) elected for a four-year term governs the School District. The School District provides educational programs to students enrolled in schools in the district, and is principally funded by the Province of British Columbia through the Ministry of Education. School District No. 39 is exempt from federal and provincial income taxes.

2 Summary of Significant Accounting Policies

a) Basis of Accounting

These financial statements have been prepared in accordance with Section 23.1 of the *Budget Transparency and Accountability Act of the Province of British Columbia*. This Section requires that the financial statements be prepared in accordance with Canadian public sector accounting standards except in regard to the accounting for government transfers as set out in Notes 2(f) and 2(n).

In November 2011, Treasury Board provided a directive through Restricted Contributions Regulation 198/2011 providing direction for the reporting of restricted contributions whether they are received or receivable by the School District before or after this regulation was in effect.

As noted in notes 2(f) and 2(n), Section 23.1 of the *Budget Transparency and Accountability Act* and its related regulations require the School District to recognize non-capital restricted contributions into revenue in the fiscal period in which the restriction the contribution is subject to is met and require the School District to recognize government transfers for the acquisition of capital assets into revenue on the same basis as the related amortization expense. Canadian public sector accounting standards would require these contributions, if they are government transfers, to be recognized into revenue immediately when received unless they contain a stipulation that meets the definition of a liability.

b) Cash and Cash Equivalents

Cash and cash equivalents include cash and securities that are readily convertible to known amounts of cash and that are subject to an insignificant risk of change in value. These cash equivalents generally have a maturity of three months or less at acquisition and are held for the purpose of meeting short-term cash commitments rather than for investing.

c) Accounts Receivable

Accounts receivable are measured at amortized cost and shown net of allowance for doubtful accounts.

SCHOOL DISTRICT No. 39 (Vancouver)
NOTES TO FINANCIAL STATEMENTS FOR THE YEAR
ENDED JUNE 30, 2018

d) Portfolio Investments

The School District has investments in Guaranteed Investment Certificates (GIC's), term deposits and bonds that have a period to maturity of greater than three months at the time of acquisition. These investments are not quoted in an active market and are reported at amortized cost, and the associated transaction costs are added to the carrying value of these investments upon initial recognition. Transaction costs are incremental costs directly attributable to the acquisition or issuance of a financial asset.

e) Unearned Revenue

Unearned revenue includes tuition fees received for courses to be delivered in future periods and receipt of proceeds for services or products to be delivered in a future period. Revenue will be recognized in that future period when the courses, services, or products are provided.

f) Deferred Revenue and Deferred Capital Revenue

Deferred revenue includes contributions received with stipulations that meet the description of restricted contributions in the Restricted Contributions Regulation 198/2011 issued by Treasury Board. When restrictions are met, deferred revenue is recognized as revenue in the fiscal year in a manner consistent with the circumstances and evidence used to support the initial recognition of the contributions received as a liability, as detailed in Note 2(n).

Funding received for the acquisition of depreciable tangible capital assets is recorded as deferred capital revenue and amortized to revenue in the statement of operations over the life of the asset acquired. This accounting treatment is not consistent with the requirements of Canadian public sector accounting standards which require that government transfers be recognized as revenue when approved by the transferor and eligibility criteria have been met, unless the transfer contains a stipulation that creates a liability, in which case the transfer is recognized as revenue over the period that the liability is extinguished.

g) Employee Future Benefits

i) Post-employment benefits

The School District provides certain post-employment benefits, including vested and non-vested benefits, for certain employees pursuant to certain contracts and union agreements. The School District accrues its obligations and related costs, including both vested and non-vested benefits under employee future benefit plans. Benefits include vested sick leave, accumulating non-vested sick leave, early retirement, retirement/severance, vacation, overtime and death benefits. The benefits cost is actuarially determined using the projected unit credit method pro-rated on service and using management's best estimate of expected salary escalation, termination rates, retirement rates and mortality. The discount rate used to measure obligations is based on the cost of borrowing. The cumulative unrecognized actuarial gains and losses are amortized over the expected average remaining service lifetime of active employees covered under the plan.

SCHOOL DISTRICT No. 39 (Vancouver)
NOTES TO FINANCIAL STATEMENTS FOR THE YEAR
ENDED JUNE 30, 2018

The most recent valuation of the obligation was performed at March 31, 2016 and projected to March 31, 2019. The next valuation will be performed at March 31, 2019 for use at June 30, 2019. For the purposes of determining the financial position of the plans and the employee future benefit costs, a measurement date of March 31 was adopted for all periods subsequent to July 1, 2004.

ii) Pension Plans

The School District and its employees make contributions to the Teachers' Pension Plan and Municipal Pension Plan. The plans are multi-employer plans where assets and obligations are not separated. The costs are expensed as incurred.

h) Tangible Capital Assets

- Tangible capital assets acquired or constructed are recorded at cost which includes amounts that are directly related to the acquisition, design, construction, development, improvement or betterment of the assets. Cost also includes overhead directly attributable to construction, as well as interest costs that are directly attributable to the acquisition or construction of the asset.
- Donated tangible capital assets are recorded at their fair market value on the date of donation, except in circumstances where fair value cannot be reasonably determined in which case the assets are recognized at nominal value. Transfers of capital assets from related parties are recorded at carrying value.
- Work-in-progress is recorded as an addition to the applicable asset class at substantial completion.
- Tangible capital assets are written down to residual value when conditions indicate they no longer contribute to the ability of the School District to provide services or when the value of future economic benefits associated with the sites and buildings are less than their net book value. The write-downs are accounted for as expenses in the Statement of Operations.
- Buildings that are demolished or destroyed are written-off.
- Works of art, historic assets and other intangible assets are not recorded as assets in these financial statements.
- The cost, less residual value, of tangible capital assets (excluding sites), is amortized on a straight-line basis over the estimated useful life of the asset. It is management's responsibility to determine the appropriate useful lives for tangible capital assets. These useful lives are reviewed on a regular basis or if significant events indicate the need to revise.

Estimated useful life is as follows:

Buildings	40 years
Furniture & Equipment	10 years
Vehicles	10 years
Computer Software	5 years
Computer Hardware	5 years

SCHOOL DISTRICT No. 39 (Vancouver)
NOTES TO FINANCIAL STATEMENTS FOR THE YEAR
ENDED JUNE 30, 2018

i) Asset Retirement Obligations

Liabilities are recognized for statutory, contractual or legal obligations associated with the retirement of tangible capital assets when those obligations result from the acquisition, construction, development or normal operation of the assets. The obligations are measured initially at fair value, determined using present value methodology, and the resulting costs capitalized into the carrying amount of the related tangible capital asset. In subsequent periods, the liability is adjusted for accretion and any changes in the amount or timing of the underlying future cash flows. The capitalized asset retirement cost is amortized on the same basis as the related asset and accretion expense is included in the Statement of Operations.

j) Capital Leases

Leases that, from the point of view of the lessee, transfer substantially all the benefits and risks incident to ownership of the property to the School District are considered capital leases. These are accounted for as an asset and an obligation. Capital lease obligations are recorded at the present value of the minimum lease payments excluding executory costs, e.g., insurance or maintenance costs. The discount rate used to determine the present value of the lease payments is the lower of the School District's rate for incremental borrowing or the interest rate implicit in the lease.

All other leases are accounted for as operating leases and the related payments are charged to expenses as incurred.

k) Prepaid Expenses

Prepaid annual maintenance contracts, prepaid rent, membership dues, and medical benefit plan surplus are included as a prepaid expense and stated at acquisition cost, and are charged to expense over the periods expected to benefit from it.

l) Supplies Inventory

Supplies inventory held for consumption or use are recorded at the lower of historical cost and replacement cost.

m) Funds and Reserves

Certain amounts, as approved by the Board, are set aside in accumulated surplus for future operating and capital purposes. Transfers to and from funds and reserves are an adjustment to the respective fund when approved.

n) Revenue Recognition

Revenues are recognized in the period in which the transactions or events occurred that gave rise to the revenues. All revenues are recorded on an accrual basis, except when the accruals cannot be determined with a reasonable degree of certainty or when their estimation is impracticable.

SCHOOL DISTRICT No. 39 (Vancouver)
NOTES TO FINANCIAL STATEMENTS FOR THE YEAR
ENDED JUNE 30, 2018

Contributions received, or where eligibility criteria have been met, are recognized as revenue except where the contribution meets the criteria for deferral as described below. Eligibility criteria are the criteria that the School District has to meet in order to receive the contributions, including authorization by the transferring government.

For contributions subject to a legislative or contractual stipulation or restriction as to their use, revenue is recognized as follows:

- non-capital contributions for specific purposes are recorded as deferred revenue and recognized as revenue in the year related expenses are incurred;
- contributions restricted for site acquisitions are recorded as revenue when the sites are purchased; and
- contributions restricted for tangible capital assets acquisitions other than sites are recorded as deferred capital revenue and amortized over the useful life of the related assets.

Donated tangible capital assets other than sites are recorded at fair market value and amortized over the useful lives of the assets. Donated sites are recorded as revenue at fair market value when received.

The accounting treatment for restricted contributions is not consistent with the requirements of Canadian public sector accounting standards which require that governments transfers be recognized as revenue when approved by the transferor and eligibility criteria have been met, unless the transfer contains a stipulation that meets the criteria for liability recognition, in which case the transfer is recognized over the period that the liability is extinguished.

Revenue related to fees or services received in advance of the fee being earned or the service is performed is deferred and recognized when the fee is earned or service performed.

Investment income is reported in the period earned. When required by the funding party or related Act, investment income earned on deferred revenue is added to the deferred revenue balance.

o) Expenditures

Expenses are reported on an accrual basis. The cost of all goods consumed and services received during the year is expensed.

Categories of Salaries

- Principals, Vice-Principals, and Directors of Instruction employed under an administrative officer contract are categorized as Principals and Vice-Principals.
- The Superintendent, Assistant Superintendent, Secretary-Treasurer, Trustees and other employees excluded from union contracts are categorized as Other Professionals.

Allocation of Costs

- Operating expenses are reported by function, program, and object. Whenever possible, expenditures are determined by actual identification. Additional costs pertaining to specific

SCHOOL DISTRICT No. 39 (Vancouver)
NOTES TO FINANCIAL STATEMENTS FOR THE YEAR
ENDED JUNE 30, 2018

instructional programs, such as special and aboriginal education, are allocated to these programs. All other costs are allocated to related programs.

- Actual salaries of personnel assigned to two or more functions or programs are allocated based on the time spent in each function and program. School-based clerical salaries are allocated to school administration and partially to other programs to which they may be assigned. Principals' and Vice-Principals' salaries are allocated to school administration and may be partially allocated to other programs to recognize their other responsibilities.
- Employee benefits and allowances are allocated to the same programs, and in the same proportions, as the individual's salary.
- Supplies and services are allocated based on actual program identification.

p) Financial Instruments

A contract establishing a financial instrument creates, at its inception, rights and obligations to receive or deliver economic benefits. The financial assets and financial liabilities portray these rights and obligations in the financial statements. The School District recognizes a financial instrument when it becomes a party to a financial instrument contract.

Financial instruments consist of cash and cash equivalents, portfolio investments, accounts receivable, accounts payable and other current liabilities.

Except for portfolio investments in equity instruments quoted in an active market, or items designated by management, that are recorded at fair value, all financial assets and liabilities are recorded at cost or amortized cost and the associated transaction costs are added to the carrying value of these investments upon initial recognition. Transaction costs are incremental costs directly attributable to the acquisition or issue of a financial asset or a financial liability. The School District has not invested in any equity instruments that are actively quoted in the market and has not designated any financial instruments to be recorded at fair value. The School District has no instruments in the fair value category.

For financial instruments measured using amortized cost, the effective interest rate method is used to determine interest revenue or expense. Interest and dividends attributable to financial instruments are reported in the statement of operations.

Unless otherwise noted, it is management's opinion that the School District is not exposed to significant interest, currency or credit risks arising from its financial instruments. The fair values of these financial instruments approximate their carrying value, unless otherwise noted.

All financial assets except derivatives are tested annually for impairment. When financial assets are impaired, impairment losses are recorded in the statement of operations. A write-down of a portfolio investment to reflect a loss in value is not reversed for a subsequent increase in value.

SCHOOL DISTRICT No. 39 (Vancouver)
NOTES TO FINANCIAL STATEMENTS FOR THE YEAR
ENDED JUNE 30, 2018

q) Measurement Uncertainty

Preparation of financial statements in accordance with the basis of accounting described in Note 2(a) requires management to make estimates and assumptions that impact reported amounts of assets and liabilities at the date of the financial statements and revenues and expenses during the reporting periods. Significant areas requiring the use of management estimates relate to the potential impairment of assets, liabilities for contaminated sites, rates for amortization and estimated employee future benefits. Actual results could differ from those estimates.

r) Liability for Contaminated Sites

Contaminated sites are a result of contamination being introduced into air, soil, water or sediment of a chemical, organic or radioactive material or live organism that exceeds an environmental standard. The liability is recorded net of any expected recoveries. A liability for remediation of contaminated sites is recognized when a site is not in productive use and all the following criteria are met:

- an environmental standard exists;
- contamination exceeds the environmental standard;
- the School district:
 - is directly responsible; or
 - accepts responsibility;
- it is expected that future economic benefits will be given up; and
- a reasonable estimate of the amount can be made.

The liability is recognized as management's estimate of the cost of post-remediation including operation, maintenance and monitoring that are an integral part of the remediation strategy for a contaminated site.

3 Other Receivables

	30-Jun-18	30-Jun-17
Due from Federal Government	\$ 362,324	\$ 496,764
Due from Municipalities	2,783,342	1,308,274
Due from Other School Districts	75,543	61,158
Rentals and Leases	210,548	399,661
Other Receivables	2,212,974	1,956,224
Allowance for Doubtful Accounts	(346,996)	(343,096)
Total	\$ 5,297,735	\$ 3,878,986

SCHOOL DISTRICT No. 39 (Vancouver)
NOTES TO FINANCIAL STATEMENTS FOR THE YEAR
ENDED JUNE 30, 2018

4 Portfolio Investments

GIC's and term deposits included in portfolio investments are held with local banking institutions and earn average interest at 1.34% (2017 – 1.06%). Senior government bonds held earn average interest at 2.15% (2017 - 2.27%).

	<u>30-Jun-18</u>	<u>30-Jun-17</u>
GIC's	\$ 546,113	\$ 533,622
Term deposits	457,192	577,983
Senior Government Bonds	<u>911,495</u>	<u>985,878</u>
	<u>\$ 1,914,800</u>	<u>\$ 2,097,483</u>

5 Accounts Payable and Accrued Liabilities – Other

	<u>30-Jun-18</u>	<u>30-Jun-17</u>
Accrued vacation pay	\$ 8,824,173	\$ 8,673,273
Other	11,457,068	9,690,934
Salaries and benefits payable	27,887,614	29,419,016
Trade payables	<u>12,496,775</u>	<u>8,349,119</u>
	<u>\$ 60,665,630</u>	<u>\$ 56,132,342</u>

6 Unearned Revenue

	<u>30-Jun-18</u>	<u>30-Jun-17</u>
Balance, beginning of year	\$ 27,437,512	\$ 27,234,477
Amounts received		
Tuition fees	27,845,657	24,777,246
Rental/Lease of facilities	5,272,297	4,862,555
Other	<u>103,390</u>	<u>114,815</u>
	<u>33,221,344</u>	<u>29,754,616</u>
Amounts earned		
Tuition fees	26,979,865	24,678,397
Rental/Lease of facilities	4,161,296	4,730,764
Other	<u>137,495</u>	<u>142,420</u>
	<u>31,278,656</u>	<u>29,551,581</u>
Net changes for the year	<u>1,942,688</u>	<u>203,035</u>
Balance, end of year	<u>\$ 29,380,200</u>	<u>\$ 27,437,512</u>

SCHOOL DISTRICT No. 39 (Vancouver)
NOTES TO FINANCIAL STATEMENTS FOR THE YEAR
ENDED JUNE 30, 2018

7 Deferred Revenue

Deferred revenue includes unspent grants and contributions received that meet the description of a restricted contribution in the Restricted Contributions Regulation 198/2011 issued by the Treasury Board, i.e., the stipulations associated with those grants and contributions have not yet been fulfilled.

	30-Jun-18	30-Jun-17
Deferred revenue, beginning of year	\$ 32,106,259	\$ 27,147,918
Increase		
Provincial Grants - Ministry of Education	57,168,021	39,010,825
Provincial Grants - Other	3,315,862	6,958,531
Other	30,902,954	33,104,557
Investment Income	741,420	449,718
	92,128,257	79,523,631
Decrease		
Allocated to Revenue	93,617,509	74,021,595
Recoveries	-	113,488
Transfer to Capital	-	430,207
	93,617,509	74,565,290
Deferred revenue, end of year	\$ 30,617,007	\$ 32,106,259

8 Deferred Capital Revenue

Deferred Capital Revenue (DCR) includes grants and contributions received that are restricted by the contributor for the acquisition of tangible capital assets that meet the description of a restricted contribution in Regulation 198/2011 issued by the Treasury Board. Once spent, the contributions are amortized into revenue over the life of the asset acquired.

SCHOOL DISTRICT No. 39 (Vancouver)
NOTES TO FINANCIAL STATEMENTS FOR THE YEAR
ENDED JUNE 30, 2018

	30-Jun-18	30-Jun-17
DCR, Completed Projects:	\$ 464,331,277	\$ 393,183,982
Increases		
Transfers from DCR, WIP	4,646,408	86,070,449
Other Capital Additions	144,070	2,606
	4,790,478	86,073,055
Decreases		
Amortization - ByLaw Capital	15,445,630	14,547,128
Amortization - Other Provincial Capital	204,885	197,422
Amortization - Other Capital	190,741	181,210
	15,841,256	14,925,760
Balance, end of year	453,280,499	464,331,277
DCR, Work in Progress (WIP)		
Balance, beginning of year	98,679,386	128,484,923
Increases		
Transfers from DR – spent funds	49,972,454	56,264,912
Decreases		
Transfers to DCR – completed projects	4,646,408	86,070,449
Balance, end of year	144,005,432	98,679,386
Balance DCR Completed Projects and WIP, end of year	597,285,931	563,010,663
DCR, Unspent		
Balance, beginning of year	398,521	2,857,489
Increases		
Provincial Grants – Ministry of Education	47,229,283	54,924,119
Other	4,700,292	2,930,450
Investment Income	19,039	97,631
	51,948,614	57,952,200
Decreases		
Transferred to DCR, WIP	49,972,454	56,264,912
Insurance netted with expenditure	387,035	548,307
Other Capital Additions Transferred to DCR	144,070	2,606
Transfer to income statement for AFG projects	-	3,595,343
	50,503,559	60,411,168
Balance, DCR, Unspent, end of year	1,843,576	398,521
Total Deferred Capital Revenue	\$ 599,129,507	\$ 563,409,184

SCHOOL DISTRICT No. 39 (Vancouver)
NOTES TO FINANCIAL STATEMENTS FOR THE YEAR
ENDED JUNE 30, 2018

9 Employee Future Benefits

Benefits include vested sick leave, accumulating non-vested sick leave, early retirement, retirement/severance, vacation, overtime and death benefits. Funding is provided when the benefits are paid and accordingly, there are no plan assets. Although no plan assets are uniquely identified, the School District has provided for the payment of these benefits.

	30-Jun-18	30-Jun-17
Reconciliation of Accrued Benefit Obligation		
Accrued Benefit Obligation – April 1	\$ 29,153,642	\$ 29,561,323
Service Cost	1,906,916	1,916,884
Interest Cost	825,019	756,255
Benefit Payments	(2,291,600)	(1,856,361)
Actuarial (Gain) Loss	245,137	(1,224,459)
Accrued Benefit Obligation – March 31	\$ 29,839,114	\$ 29,153,642
Reconciliation of Funded Status at End of Fiscal Year		
Accrued Benefit Obligation - March 31	\$ 29,839,114	\$ 29,153,642
Market Value of Plan Assets - March 31	-	-
Funded Status - Deficit	29,839,114	29,153,642
Employer Contributions After Measurement Date	(857,271)	(1,081,814)
Benefits Expense After Measurement Date	718,893	682,984
Unamortized Net Actuarial Loss	(4,023,939)	(4,505,420)
Accrued Benefit Liability - June 30	\$ 25,676,796	\$ 24,249,392
Reconciliation of Change in Accrued Benefit Liability		
Accrued Benefit Liability - July 1	\$ 24,249,391	\$ 22,499,150
Net Expense for Fiscal Year	3,494,463	3,522,816
Employer Contributions	(2,067,058)	(1,772,575)
Accrued Benefit Liability - June 30	\$ 25,676,796	\$ 24,249,389
Components of Net Benefit Expense		
Service Cost - June 30	\$ 1,937,611	\$ 1,914,392
Interest Cost - June 30	830,233	773,446
Amortization of Net Actuarial (Gain)/Loss	726,619	834,978
Net Benefit Expense (Income)	\$ 3,494,463	\$ 3,522,816

SCHOOL DISTRICT No. 39 (Vancouver)
NOTES TO FINANCIAL STATEMENTS FOR THE YEAR
ENDED JUNE 30, 2018

Assumptions		
Discount Rate - April 1	2.75%	2.50%
Discount Rate - March 31	2.75%	2.75%
Long Term Salary Growth - April 1	2.50% + seniority	2.50% + seniority
Long Term Salary Growth - March 31	2.50% + seniority	2.50% + seniority
EARSL - March 31	11.3	11.3

10 Capital Lease Obligations

Repayments are due as follows:

	<u>30-Jun-18</u>	<u>30-Jun-17</u>
2018	\$ -	\$ 2,034,675
2019	960,240	706,418
2020	842,351	655,429
2021	119,952	104,721
2022	-	-
	<u>1,922,543</u>	<u>3,501,243</u>
<i>Interest portion - ranging from 2.5% to 8.8%</i>	<i>(96,758)</i>	<i>(220,837)</i>
Total	<u>\$ 1,825,785</u>	<u>\$ 3,280,406</u>

SCHOOL DISTRICT No. 39 (Vancouver)
NOTES TO FINANCIAL STATEMENTS FOR THE YEAR
ENDED JUNE 30, 2018

11 Tangible Capital Asset

2018

Cost	July 1, 2017	Additions	Disposals	Transfers	June 30, 2018
Sites	\$ 20,848,131	\$ -	\$ -	\$ -	\$ 20,848,131
Buildings	851,777,574	1,289,717	-	4,414,829	857,482,120
Buildings – WIP	98,439,431	49,787,280	-	(4,414,829)	143,811,882
Furniture & Equipment	15,270,261	1,772,642	(1,034,977)	231,579	16,239,505
Furniture & Equipment - WIP	239,955	185,174	-	(231,579)	193,550
Vehicles	1,902,915	-	(186,311)	-	1,716,604
Computer Software	2,682,359	355,327	(10,317)	-	3,027,369
Computer Hardware	12,415,895	4,362,701	(4,284,892)	-	12,493,704
Total	\$ 1,003,576,521	\$ 57,752,841	\$ (5,516,497)	\$ -	\$ 1,055,812,865
Accumulated Amortization	July 1, 2017	Amortization	Disposals	June 30, 2018	
Buildings	\$ 317,379,050	\$ 18,859,298	\$ -	\$ 336,238,348	
Furniture & Equipment	7,309,329	1,575,458	1,034,977	7,849,810	
Vehicles	912,054	180,976	186,311	906,719	
Computer Software	641,994	570,973	10,317	1,202,650	
Computer Hardware	7,236,943	2,802,869	4,284,892	5,754,920	
Total	\$ 333,479,370	\$ 23,989,574	\$ 5,516,497	\$ 351,952,447	

2017

Cost	July 1, 2016	Additions	Disposals	Transfers	June 30, 2017
Sites	\$ 20,848,131	\$ -	\$ -	\$ -	\$ 20,848,131
Buildings	763,549,193	2,477,653	-	85,750,728	851,777,574
Buildings – WIP	128,290,333	55,899,826	-	(85,750,728)	98,439,431
Furniture & Equipment	15,035,943	970,437	(1,055,840)	319,721	15,270,261
Furniture & Equipment - WIP	194,590	365,086	-	(319,721)	239,954
Vehicles	1,824,734	222,749	(144,568)	-	1,902,915
Computer Software	1,257,460	1,683,767	(258,868)	-	2,682,359
Computer Hardware	11,553,765	1,431,936	(569,806)	-	12,415,895
Total	\$ 942,554,149	\$ 63,051,454	\$ (2,029,082)	\$ -	\$ 1,003,576,521
Accumulated Amortization	July 1, 2016	Amortization	Disposals	June 30, 2017	
Buildings	\$ 299,466,318	\$ 17,912,732	\$ -	\$ 317,379,050	
Furniture & Equipment	6,849,859	1,515,310	1,055,840	7,309,329	
Vehicles	870,240	186,382	144,568	912,054	
Computer Software	506,880	393,982	258,868	641,994	
Computer Hardware	5,409,781	2,396,968	569,806	7,236,943	
Total	\$ 313,103,078	\$ 22,405,374	\$ 2,029,082	\$ 333,479,370	

Net Book Value	June 30, 2018	June 30, 2017
Sites	\$ 20,848,131	\$ 20,848,131
Buildings	521,243,772	534,398,524
Buildings - WIP	143,811,882	98,439,431
Furniture & Equipment	8,389,695	7,960,932
Furniture & Equipment - WIP	193,549	239,954
Vehicles	809,885	990,861
Computer Software	1,824,719	2,040,365
Computer Hardware	6,738,784	5,178,952
Total	\$ 703,860,418	\$ 670,097,151

SCHOOL DISTRICT No. 39 (Vancouver)
NOTES TO FINANCIAL STATEMENTS FOR THE YEAR
ENDED JUNE 30, 2018

As at June 30, 2018, there was work in progress of \$144,005,432 (\$98,679,385 in 2017) included in Buildings and Furniture & Equipment and not being amortized. Amortization of these assets will commence when the asset is put into service.

Included within tangible capital assets purchases is \$670,003 (2017: \$1,952,924) of assets acquired through capital lease

12 Employee Pension Plans

The school district and its employees contribute to the Teachers' Pension Plan and Municipal Pension Plan (jointly trustee pension plans). The boards of trustees for these plans, representing plan members and employers, are responsible for administering the pension plans, including investing assets and administering benefits. The plans are multi-employer defined benefit pension plans. Basic pension benefits are based on a formula. As at December 31, 2016, the Teachers' Pension Plan had about 45,000 active members and approximately 37,000 retired members. As of December 31, 2016, the Municipal Pension Plan had about 193,000 active members, including approximately 24,000 from school districts.

Every three years, an actuarial valuation is performed to assess the financial position of the plans and adequacy of plan funding. The actuary determines an appropriate combined employer and member contribution rate to fund the plans. The actuary's calculated contribution rate is based on the entry-age normal cost method, which produces the long-term rate of member and employer contributions sufficient to provide benefits for average future entrants to the plans. This rate may be adjusted for the amortization of any actuarial funding surplus and will be adjusted for the amortization of any unfunded actuarial liability.

The most recent actuarial valuation of the Teachers' Pension Plan as at December 31, 2014, indicated a \$449 million surplus for basic pension benefits on a going concern basis. As a result of the 2014 basic account actuarial valuation surplus and pursuant to the joint trustee agreement, the employer basic contribution rate decreased.

The most recent actuarial valuation for the Municipal Pension Plan as at December 31, 2015, indicated a \$2,224 million funding surplus for basic pension benefits on a going concern basis. As a result of the 2015 basic account actuarial valuation surplus and pursuant to the joint trustee agreement, \$1,927 million was transferred to the rate stabilization account and \$297 million of the surplus ensured the required contribution rate remained unchanged.

The School District paid \$47,397,164 (2017 - \$45,342,216) for employer contributions to these plans in the year ended June 30, 2018.

The next valuation for the Teachers' Pension Plan will be as at December 31, 2017, with results available in 2018. The next valuation for the Municipal Pension Plan will be as at December 31, 2018, with results available in 2019.

SCHOOL DISTRICT No. 39 (Vancouver)
NOTES TO FINANCIAL STATEMENTS FOR THE YEAR
ENDED JUNE 30, 2018

Employers participating in the plans record their pension expense as the amount of employer contributions made during the fiscal year (defined contribution pension plan accounting). This is because the plans record accrued liabilities and accrued assets for each plan in aggregate, resulting in no consistent and reliable basis for allocating the obligation, assets and cost to individual employers participating in the plans.

13 Contractual Obligations

The School District has entered into a number of multiple-year contracts for the delivery of services and the construction of tangible capital assets. These contractual obligations will become liabilities in the future when the terms of the contracts are met.

	2019	2020	2021	2022	2023
Approved Capital Projects -					
Unperformed portion	\$ 38,467,163	\$ -	\$ -	\$ -	\$ -
Future operating lease payments	873,891	500,031	329,367	149,023	69,152
	<u>\$ 39,341,055</u>	<u>\$ 500,031</u>	<u>\$ 329,367</u>	<u>\$ 149,023</u>	<u>\$ 69,152</u>

14 Budget Figures

Budget figures included in the financial statements are audited. The figures reflect the amended annual budget approved by the Board on February 26, 2018. The District has elected to present the amended annual budget as it reflects a budget based on funding as a result of final enrollment numbers versus estimated annual projections.

	<u>Amended Budget</u>	<u>Annual Budget</u>
Ministry Operating Grant Funded FTEs		
School-Age	49,540	49,685
Adult	288	318
Other	1,649	1,754
Total Ministry Operating Grant Funded FTEs	<u>51,477</u>	<u>51,757</u>

SCHOOL DISTRICT No. 39 (Vancouver)
NOTES TO FINANCIAL STATEMENTS FOR THE YEAR
ENDED JUNE 30, 2018

	<u>Amended Budget</u>	<u>Annual Budget</u>
Revenues		
Provincial Grants		
Ministry of Education	\$ 519,035,115	\$ 535,636,874
Other	5,104,725	4,115,357
Federal Grants	2,236,492	2,236,492
Tuition	28,891,797	28,245,500
Other Revenue	35,508,733	33,906,599
Rentals and Leases	5,169,196	6,231,001
Investment Income	1,896,376	1,662,312
Amortization of Deferred Capital Revenue	17,121,417	17,144,715
Total Revenue	<u>614,963,851</u>	<u>629,178,850</u>
Expenses		
Instruction	499,456,418	522,462,030
District Administration	20,554,434	18,398,666
Operations and Maintenance	92,043,130	88,802,514
Transportation and Housing	2,890,660	3,051,600
Debt Services	179,626	85,303
Total Expense	<u>615,124,268</u>	<u>632,800,113</u>
Net Revenue (Expense)	<u>(160,417)</u>	<u>(3,621,263)</u>
Budgeted Allocation (Retirement) of Surplus (Deficit)	-	150,000
Budgeted Reduction of Unfunded Employee Future Benefits	<u>(132,764)</u>	<u>(132,764)</u>
Budgeted Surplus (Deficit), for the year	<u>\$ (293,181)</u>	<u>\$ (3,604,027)</u>
Budgeted Surplus (Deficit), for the year comprised of:		
Capital Fund Surplus (Deficit)	<u>\$ (293,181)</u>	<u>\$ (3,604,027)</u>
Budgeted Surplus (Deficit), for the year	<u>\$ (293,181)</u>	<u>\$ (3,604,027)</u>

SCHOOL DISTRICT No. 39 (Vancouver)
NOTES TO FINANCIAL STATEMENTS FOR THE YEAR
ENDED JUNE 30, 2018

15 Expense by Object

	30-Jun-18	30-Jun-17
Amortization	\$ 23,989,573	\$ 22,405,374
Interest	136,847	138,325
Salaries and benefits	498,694,068	486,531,159
Services and supplies	79,968,501	82,114,334
	\$ 602,788,989	\$ 591,189,191

16 Accumulated Surplus

	30-Jun-18	30-Jun-17
Invested in Capital Assets	\$ 105,788,480	\$ 104,845,860
Local Capital Fund	128,330	128,330
Capital Fund Balance	105,916,810	104,974,190
External Commitments		
Donated Funds for School Programs	2,873,077	2,634,891
Distributed Learning Funding for Courses in Progress	126,249	196,880
	2,999,326	2,831,771
Internal Commitments		
Student Learning Grant	-	2,603,509
Special Grant for Schools and Mentorship	1,200,000	-
School Budget Balances	1,608,333	1,026,581
Funds Required to Complete Projects in Progress	1,640,864	1,851,463
Repayment of Prior Year's Unrestricted Deficit	-	27,741
	4,449,197	5,509,294
Restricted by Board Resolution		
Prior Year Unrestricted to Fund Next Year's Budget	2,034,222	-
Unrestricted Operating Surplus	2,972,321	2,457,116
Unfunded Accrued Employee Benefits	-	(843,847)
Accumulated Surplus	\$ 118,371,877	\$ 114,928,525

SCHOOL DISTRICT No. 39 (Vancouver)
NOTES TO FINANCIAL STATEMENTS FOR THE YEAR
ENDED JUNE 30, 2018

17 Interfund Transfers

Interfund Transfers between operating, special purpose and capital funds for the year were as follows:

- \$3,727,429 from operating to capital for capital assets purchased
- \$2,047,510 from special purpose to capital for capital assets purchased
- \$5,489 from special purpose to capital for capital lease payments
- \$2,253,744 from operating to capital for capital lease payments

18 Contingent Liabilities

During construction at Kitsilano Secondary, hazardous material and contaminated soil was discovered and remediation work was undertaken. Discussions between the District and the contractor are currently underway as to where responsibility lies for funding the additional work.

As per a directive from the Ministry of Education, any funding for Remedy with the Classroom Enhancement Fund requires an agreement for payout with the School District's teachers' association. No agreement was in place June 30 and the amount and likelihood of a payout are not measurable.

19 Subsequent Events

On July 4, 2018, pursuant to a motion passed at a public meeting held on June 25, 2018, the Board of Education signed a purchase and sale agreement with the British Columbia Hydro and Power Authority ("BC Hydro") for the sale of a subsurface parcel at the Lord Roberts Annex school site for the construction of an underground electrical substation. The fee simple disposal of the subsurface parcel has been approved by way of bylaw by the Board of Education and has received the approval of the Minister of Education. The purchase and sale agreement has also received the approval of the Board of Directors of BC Hydro. Under the terms of the agreement the District will receive \$48.3 million for the subsurface parcel and \$16.7 million for various statutory rights of way and covenants. The agreement also contains provisions for a five-year construction lease of \$8.0 million payable by BC Hydro in 2023, at the start of construction of the substation, and up to \$2.0 million for the construction of a play field at the Lord Roberts Annex site at the end of construction of the substation.

A portion of the \$65.0 million received in 2018 will fund the construction of an elementary school in a City of Vancouver development in Coal Harbour, planned for completion in 2023. The Lord Roberts Annex students would be relocated to this new site to allow for construction of the underground electrical substation. The remaining funds, the funds from the construction lease in 2023 and accumulated interest over the next ten years will provide funding for the construction of a replacement elementary school at the Lord Roberts Annex site.

SCHOOL DISTRICT No. 39 (Vancouver)
NOTES TO FINANCIAL STATEMENTS FOR THE YEAR
ENDED JUNE 30, 2018

20 Recast of June 30, 2017 Statements

The School District has made a retroactive adjustment to the prior year financial statements as follows:

	<u>Previously Reported</u>	<u>Adjustment</u>	<u>Recast</u>
Accounts Payable and Accrued Liabilities			
Due to Province - Ministry of Education	\$ -	164,407	\$ 164,407
Due to Province - Other	-	209,897	209,897
Other	56,506,646	(374,304)	56,132,342

21 Economic Dependence

The operations of the School District are dependent on continued funding from the Ministry of Education and various governmental agencies to carry out its programs. These financial statements have been prepared on a going concern basis.

22 Related Party Transactions

The School District is related through common ownership to all Province of British Columbia ministries, agencies, school districts, health authorities, colleges, universities and crown corporations. The School District is also related to key management personnel who have the authority and responsibility for planning, directing and controlling the activities of the District. The key management personnel are the Board of Education, Superintendent of Schools and the Secretary Treasurer. All transactions with these entities, unless disclosed separately, are considered to be in the normal course of operations and are recorded at the exchange amount.

23 Risk Management

The School District has exposure to the following risks from its use of financial instruments: credit risk, market risk and liquidity risk.

The Board ensures that the School District has identified its risks and ensures that management monitors and controls them.

a) Credit risk

Credit risk is the risk of financial loss to an institution if a customer or counterparty to a financial instrument fails to meet its contractual obligations. Such risks arise principally from certain financial assets held consisting of cash, amounts receivable and investments. The School District

SCHOOL DISTRICT No. 39 (Vancouver)
NOTES TO FINANCIAL STATEMENTS FOR THE YEAR
ENDED JUNE 30, 2018

is exposed to credit risk in the event of non-performance by a borrower. This risk is mitigated as most amounts receivable are due from the Province and are collectible.

It is management's opinion that the School District is not exposed to significant credit risk associated with its cash deposits and investments as they are held by recognized British Columbia institutions and the School District invests solely in guaranteed investment certificates, term deposits, Senior Government Bonds and the Central Deposit Program of BC.

b) Market risk

Market risk is the risk that the fair value or future cash flows of a financial instrument will fluctuate because of changes in market prices. Market risk is comprised of currency risk and interest rate risk.

Currency risk is the risk that the fair value or future cash flows of a financial instrument will fluctuate because of changes in the foreign exchange rates. It is management's opinion that the School District is not exposed to significant currency risk, as amounts held and purchases made in foreign currency are insignificant.

Interest rate risk is the risk that the fair value or future cash flows of a financial instrument will fluctuate because of changes in the market interest rates. The School District is exposed to interest rate risk through its investments. It is management's opinion that the School District is not exposed to significant interest rate risk because it invests solely in guaranteed investment certificates, term deposits, and Senior Government Bonds.

c) Liquidity risk

Liquidity risk is the risk that the School District will not be able to meet its financial obligations as they become due.

The School District manages liquidity risk by continually monitoring actual and forecasted cash flows from operations and anticipated investing activities to ensure, as far as possible, that it will always have sufficient liquidity to meet its liabilities when due, under both normal and stressed conditions, without incurring unacceptable losses or risking damage to the School District's reputation.

Risk management and insurance services for all School Districts in British Columbia are provided by the Risk Management Branch of the Ministry of Finance.

School District No. 39 (Vancouver)

Schedule 1 (Unaudited)

Schedule of Changes in Accumulated Surplus (Deficit) by Fund
Year Ended June 30, 2018

	Operating Fund	Special Purpose Fund	Capital Fund	2018 Actual	2017 Actual (Recast)
	\$	\$	\$	\$	\$
Accumulated Surplus (Deficit), beginning of year	9,954,335		104,974,190	114,928,525	117,715,335
Changes for the year					
Surplus (Deficit) for the year	8,481,905	2,052,999	(7,091,552)	3,443,352	(2,786,810)
Interfund Transfers					
Tangible Capital Assets Purchased	(3,727,429)	(2,047,510)	5,774,939	-	
Other	(2,253,744)	(5,489)	2,259,233	-	
Net Changes for the year	2,500,732	-	942,620	3,443,352	(2,786,810)
Accumulated Surplus (Deficit), end of year - Statement 2	12,455,067	-	105,916,810	118,371,877	114,928,525

School District No. 39 (Vancouver)

Schedule 2 (Unaudited)

Schedule of Operating Operations
Year Ended June 30, 2018

	2018 Budget	2018 Actual	2017 Actual (Recast)
	\$	\$	\$
Revenues			
Provincial Grants			
Ministry of Education	452,603,722	452,867,890	450,599,833
Other	68,719	46,686	62,249
Federal Grants	2,236,492	2,364,846	2,179,441
Tuition	28,891,797	28,517,730	28,789,020
Other Revenue	5,892,499	5,414,945	7,097,658
Rentals and Leases	4,185,516	4,351,960	4,458,619
Investment Income	1,613,502	1,935,923	1,338,162
Total Revenue	495,492,247	495,499,980	494,524,982
Expenses			
Instruction	406,396,778	404,527,999	406,497,625
District Administration	19,095,436	18,804,178	18,324,059
Operations and Maintenance	61,975,642	60,838,741	63,452,147
Transportation and Housing	2,890,660	2,847,157	2,768,448
Total Expense	490,358,516	487,018,075	491,042,279
Operating Surplus (Deficit) for the year	5,133,731	8,481,905	3,482,703
Budgeted Reduction of Unfunded Accrued Employee Future Benefits	(132,764)		
Net Transfers (to) from other funds			
Tangible Capital Assets Purchased	(2,499,970)	(3,727,429)	(1,983,271)
Local Capital			307,914
Other	(2,500,997)	(2,253,744)	(2,137,188)
Total Net Transfers	(5,000,967)	(5,981,173)	(3,812,545)
Total Operating Surplus (Deficit), for the year	-	2,500,732	(329,842)
Operating Surplus (Deficit), beginning of year		9,954,335	10,284,177
Operating Surplus (Deficit), end of year		12,455,067	9,954,335
Operating Surplus (Deficit), end of year			
Internally Restricted		9,482,746	8,341,066
Unrestricted		2,972,321	2,457,116
Unfunded Accrued Employee Future Benefits			(843,847)
Total Operating Surplus (Deficit), end of year		12,455,067	9,954,335

School District No. 39 (Vancouver)

Schedule 2A (Unaudited)

Schedule of Operating Revenue by Source
Year Ended June 30, 2018

	2018 Budget	2018 Actual	2017 Actual (Recast)
	\$	\$	\$
Provincial Grants - Ministry of Education			
Operating Grant, Ministry of Education	441,588,921	441,454,591	436,895,013
Other Ministry of Education Grants			
Pay Equity	7,294,124	7,294,124	7,294,124
Funding for Graduated Adults	672,482	950,153	772,681
Transportation Supplement	53,423	53,423	53,423
Economic Stability Dividend	264,641	306,895	274,751
Return of Administrative Savings	2,251,318	2,251,318	2,251,318
Carbon Tax Grant	420,113	492,086	393,393
Student Learning Grant			2,603,509
Foundation Skills Assessment	41,621	41,621	41,621
Shoulder Tappers	17,079	23,679	10,900
Teachers on Call Prepayment			9,100
Total Provincial Grants - Ministry of Education	452,603,722	452,867,890	450,599,833
Provincial Grants - Other	68,719	46,686	62,249
Federal Grants	2,236,492	2,364,846	2,179,441
Tuition			
Summer School Fees	1,357,584	1,357,936	1,357,950
Continuing Education	863,761	784,107	1,146,670
International and Out of Province Students	26,670,452	26,375,687	26,284,400
Total Tuition	28,891,797	28,517,730	28,789,020
Other Revenues			
Other School District/Education Authorities	1,150,000	950,000	
Miscellaneous			
Instructional Cafeteria Revenue	1,367,948	1,194,017	1,309,467
Miscellaneous Fees and Revenues	3,244,902	3,145,549	5,447,525
Other Grants	129,649	125,379	340,666
Total Other Revenue	5,892,499	5,414,945	7,097,658
Rentals and Leases	4,185,516	4,351,960	4,458,619
Investment Income	1,613,502	1,935,923	1,338,162
Total Operating Revenue	495,492,247	495,499,980	494,524,982

School District No. 39 (Vancouver)

Schedule 2B (Unaudited)

Schedule of Operating Expense by Object
Year Ended June 30, 2018

	2018 Budget	2018 Actual	2017 Actual (Recast)
	\$	\$	\$
Salaries			
Teachers	222,176,857	227,048,691	227,389,065
Principals and Vice Principals	22,682,929	22,757,385	22,001,986
Educational Assistants	34,140,654	34,436,424	35,327,138
Support Staff	53,370,287	53,052,511	53,333,106
Other Professionals	8,552,189	8,769,140	9,466,644
Substitutes	9,229,948	8,650,473	9,683,974
Total Salaries	350,152,864	354,714,624	357,201,913
Employee Benefits	93,597,187	92,290,601	94,064,654
Total Salaries and Benefits	443,750,051	447,005,225	451,266,567
Services and Supplies			
Services	15,735,902	12,838,594	13,300,014
Student Transportation	2,912,857	2,861,122	2,773,828
Professional Development and Travel	997,394	1,019,232	887,914
Rentals and Leases	1,222,298	1,214,709	2,089,416
Dues and Fees	959,104	866,214	976,961
Insurance	1,253,273	973,852	1,339,951
Interest	2,363	2,363	1,476
Supplies	14,837,733	12,073,409	9,814,245
Utilities	8,687,541	8,163,355	8,591,907
Total Services and Supplies	46,608,465	40,012,850	39,775,712
Total Operating Expense	490,358,516	487,018,075	491,042,279

School District No. 39 (Vancouver)

Schedule 2C (Unaudited)

Operating Expense by Function, Program and Object

Year Ended June 30, 2018

	Teachers Salaries	Principals and Vice Principals Salaries	Educational Assistants Salaries	Support Staff Salaries	Other Professionals Salaries	Substitutes Salaries	Total Salaries
	\$	\$	\$	\$	\$	\$	\$
1 Instruction							
1.02 Regular Instruction	170,457,622	35,958	585,974	6,106,214	155,593	7,031,780	184,373,141
1.03 Career Programs	600,467	60,267	-	120,086	89,055	17,216	887,091
1.07 Library Services	5,338,205	780,874	10,492	252,317	132	201,244	6,583,264
1.08 Counselling	8,624,591	591,131	-	84	98,649	151,899	9,466,354
1.10 Special Education	21,300,700	2,004,385	30,238,722	239,559	4,305	560,123	54,347,794
1.30 English Language Learning	11,072,532	1,703,198	2,114,643	346,338	155,371	338,012	15,730,094
1.31 Aboriginal Education	658,953	111,906	1,104,926	98,821	788	5,974	1,981,368
1.41 School Administration	107	15,764,092	12,215	10,198,883	3,049	11,685	25,990,031
1.60 Summer School	1,978,255	266,276	186,715	384,947	6,056	8,855	2,831,104
1.61 Continuing Education							-
1.62 International and Out of Province Students	7,016,522	-	178,286	455,852	354,528	166,751	8,171,939
1.64 Other							-
Total Function 1	227,047,954	21,318,087	34,431,973	18,203,101	867,526	8,493,539	310,362,180
4 District Administration							
4.11 Educational Administration	-	1,439,298	2,767	303,128	1,784,059	10,165	3,539,417
4.40 School District Governance	-	-	-	59,419	263,360	-	322,779
4.41 Business Administration	-	-	-	2,831,369	3,409,699	8,003	6,249,071
Total Function 4	-	1,439,298	2,767	3,193,916	5,457,118	18,168	10,111,267
5 Operations and Maintenance							
5.41 Operations and Maintenance Administration	-	-	-	1,400,057	2,232,193	86,435	3,718,685
5.50 Maintenance Operations	737	-	1,684	27,182,456	212,303	52,331	27,449,511
5.52 Maintenance of Grounds	-	-	-	3,029,227	-	-	3,029,227
5.56 Utilities	-	-	-	-	-	-	-
Total Function 5	737	-	1,684	31,611,740	2,444,496	138,766	34,197,423
7 Transportation and Housing							
7.70 Student Transportation				43,754			43,754
Total Function 7	-	-	-	43,754	-	-	43,754
9 Debt Services							
Total Function 9	-	-	-	-	-	-	-
Total Functions 1 - 9	227,048,691	22,757,385	34,436,424	53,052,511	8,769,140	8,650,473	354,714,624

School District No. 39 (Vancouver)
 Operating Expense by Function, Program and Object
 Year Ended June 30, 2018

Schedule 2C (Unaudited)

	Total Salaries	Employee Benefits	Total Salaries and Benefits	Services and Supplies	2018 Actual	2018 Budget	2017 Actual (Recast)
	\$	\$	\$	\$	\$	\$	\$
1 Instruction							
1.02 Regular Instruction	184,373,141	47,846,316	232,219,457	8,178,360	240,397,817	239,340,209	242,110,547
1.03 Career Programs	887,091	233,864	1,120,955	124,918	1,245,873	1,278,457	1,490,868
1.07 Library Services	6,583,264	1,725,527	8,308,791	902,351	9,211,142	9,271,464	9,058,966
1.08 Counselling	9,466,354	2,496,695	11,963,049	111,182	12,074,231	12,287,518	12,517,475
1.10 Special Education	54,347,794	15,166,399	69,514,193	993,835	70,508,028	71,497,923	70,266,215
1.30 English Language Learning	15,730,094	4,175,041	19,905,135	189,754	20,094,889	20,412,784	20,261,967
1.31 Aboriginal Education	1,981,368	554,019	2,535,387	118,026	2,653,413	2,727,426	2,819,279
1.41 School Administration	25,990,031	6,524,461	32,514,492	228,593	32,743,085	33,310,786	32,238,703
1.60 Summer School	2,831,104	754,731	3,585,835	247,294	3,833,129	3,805,772	3,789,072
1.61 Continuing Education	-	-	-	-	-	-	-
1.62 International and Out of Province Students	8,171,939	2,182,007	10,353,946	1,395,660	11,749,606	12,448,043	11,931,887
1.64 Other	-	-	-	16,786	16,786	16,396	12,646
Total Function 1	310,362,180	81,659,060	392,021,240	12,506,759	404,527,999	406,396,778	406,497,625
4 District Administration							
4.11 Educational Administration	3,539,417	832,045	4,371,462	1,499,510	5,870,972	6,048,914	5,692,226
4.40 School District Governance	322,779	45,400	368,179	337,685	705,864	663,942	629,151
4.41 Business Administration	6,249,071	1,581,547	7,830,618	4,396,724	12,227,342	12,382,580	12,002,682
Total Function 4	10,111,267	2,458,992	12,570,259	6,233,919	18,804,178	19,095,436	18,324,059
5 Operations and Maintenance							
5.41 Operations and Maintenance Administration	3,718,685	954,271	4,672,956	1,631,516	6,304,472	6,018,311	5,918,831
5.50 Maintenance Operations	27,449,511	6,551,680	34,001,191	7,385,029	41,386,220	43,369,391	43,567,075
5.52 Maintenance of Grounds	3,029,227	653,832	3,683,059	1,421,992	5,105,051	3,973,344	5,240,463
5.56 Utilities	-	-	-	8,042,998	8,042,998	8,614,596	8,725,778
Total Function 5	34,197,423	8,159,783	42,357,206	18,481,535	60,838,741	61,975,642	63,452,147
7 Transportation and Housing							
7.70 Student Transportation	43,754	12,766	56,520	2,790,637	2,847,157	2,890,660	2,768,448
Total Function 7	43,754	12,766	56,520	2,790,637	2,847,157	2,890,660	2,768,448
9 Debt Services							
Total Function 9	-	-	-	-	-	-	-
Total Functions 1 - 9	354,714,624	92,290,601	447,005,225	40,012,850	487,018,075	490,358,516	491,042,279

School District No. 39 (Vancouver)

Schedule 3 (Unaudited)

Schedule of Special Purpose Operations
Year Ended June 30, 2018

	2018 Budget	2018 Actual	2017 Actual (Recast)
	\$	\$	\$
Revenues			
Provincial Grants			
Ministry of Education	66,431,393	56,450,418	36,611,810
Other	5,036,006	5,697,869	5,060,033
Other Revenue	29,382,969	30,728,022	32,210,968
Investment Income	239,226	741,200	138,784
Total Revenue	<u>101,089,594</u>	<u>93,617,509</u>	<u>74,021,595</u>
Expenses			
Instruction	93,059,640	87,854,330	70,645,626
District Administration	1,458,998	1,267,596	723,424
Operations and Maintenance	5,082,511	2,442,584	2,552,125
Total Expense	<u>99,601,149</u>	<u>91,564,510</u>	<u>73,921,175</u>
Special Purpose Surplus (Deficit) for the year	<u>1,488,445</u>	<u>2,052,999</u>	<u>100,420</u>
Net Transfers (to) from other funds			
Tangible Capital Assets Purchased	(1,488,445)	(2,047,510)	(100,420)
Other		(5,489)	
Total Net Transfers	<u>(1,488,445)</u>	<u>(2,052,999)</u>	<u>(100,420)</u>
Total Special Purpose Surplus (Deficit) for the year	<u>-</u>	<u>-</u>	<u>-</u>
Special Purpose Surplus (Deficit), beginning of year			
Special Purpose Surplus (Deficit), end of year		<u>-</u>	<u>-</u>

School District No. 39 (Vancouver)

Schedule 3A (Unaudited)

Changes in Special Purpose Funds and Expense by Object

Year Ended June 30, 2018

	Annual Facility Grant	Learning Improvement Fund	Aboriginal Education Technology	Special Education Equipment	Scholarships and Bursaries	Special Education Technology	School Generated Funds	Strong Start	Ready, Set, Learn
	\$	\$	\$	\$	\$	\$	\$	\$	\$
Deferred Revenue, beginning of year			10,910	59,276	954,404	1,578,243	10,114,670	66,833	32,819
Add: Restricted Grants									
Provincial Grants - Ministry of Education	2,237,984	1,758,948				8,026,449		608,000	220,500
Provincial Grants - Other									
Other					5,613	25,036	26,306,694		
Investment Income	9,660		236	696	10,637	46,876	179,743	4,679	2,112
	2,247,644	1,758,948	236	696	16,250	8,098,361	26,486,437	612,679	222,612
Less: Allocated to Revenue	2,247,644	1,758,948	16	59,972	69,986	7,135,745	27,008,252	615,317	209,433
Deferred Revenue, end of year	-	-	11,130	-	900,668	2,540,859	9,592,855	64,195	45,998
Revenues									
Provincial Grants - Ministry of Education	2,237,984	1,758,948		59,276		7,084,051		610,638	207,321
Provincial Grants - Other									
Other Revenue					59,349	4,818	26,828,509		
Investment Income	9,660		16	696	10,637	46,876	179,743	4,679	2,112
	2,247,644	1,758,948	16	59,972	69,986	7,135,745	27,008,252	615,317	209,433
Expenses									
Salaries									
Teachers						1,699,354			
Principals and Vice Principals						248,497			
Educational Assistants		1,336,998						432,044	
Support Staff	1,497,334			16,506	359	1,016,923	64,971	8,250	41,193
Other Professionals						154,910			
Substitutes						1,196	1,834		2,121
	1,497,334	1,336,998	-	16,506	359	3,120,880	66,805	440,294	43,314
Employee Benefits	356,179	421,950		2,690	76	869,394	10,629	127,514	12,302
Services and Supplies	257,424		16	40,776	69,551	3,136,799	26,817,231	47,337	153,817
	2,110,937	1,758,948	16	59,972	69,986	7,127,073	26,894,665	615,145	209,433
Net Revenue (Expense) before Interfund Transfers	136,707	-	-	-	-	8,672	113,587	172	-
Interfund Transfers									
Tangible Capital Assets Purchased	(136,707)					(8,672)	(108,098)	(172)	
Other							(5,489)		
	(136,707)	-	-	-	-	(8,672)	(113,587)	(172)	-
Net Revenue (Expense)	-	-	-	-	-	-	-	-	-

School District No. 39 (Vancouver)

Schedule 3A (Unaudited)

Changes in Special Purpose Funds and Expense by Object
Year Ended June 30, 2018

	OLEP	CommunityLINK	Coding and Curriculum Implementation	Priority Measures	Classroom Enhancement Fund - Overhead	Classroom Enhancement Fund - Staffing	CLINK Other	PRP	ERAC
	\$	\$	\$	\$	\$	\$	\$	\$	\$
Deferred Revenue, beginning of year	138,925	570,300	295,176	1,222,502			610,515	132,279	1,266,448
Add: Restricted Grants									
Provincial Grants - Ministry of Education	533,072	9,015,094			5,653,444	23,960,885		2,239,074	850,000
Provincial Grants - Other							986,004		2,101,571
Other							16,401	5,422	34,718
Investment Income	2,651	14,775	2,111			126,939			
	535,723	9,029,869	2,111	-	5,653,444	24,087,824	1,002,405	2,244,496	2,986,289
Less: Allocated to Revenue	621,678	9,217,868	297,287	1,222,502	5,653,444	22,515,871	817,338	2,076,183	3,032,101
Deferred Revenue, end of year	52,970	382,301	-	-	-	1,571,953	795,582	300,592	1,220,636
Revenues									
Provincial Grants - Ministry of Education	619,027	9,203,093	295,176	1,222,502	5,653,444	22,388,932		2,070,761	1,056,452
Provincial Grants - Other							800,937		1,940,931
Other Revenue							16,401	5,422	34,718
Investment Income	2,651	14,775	2,111			126,939			
	621,678	9,217,868	297,287	1,222,502	5,653,444	22,515,871	817,338	2,076,183	3,032,101
Expenses									
Salaries									
Teachers	95,641	400,832	4,244	967,935	185,161	17,559,397		1,295,028	2,411
Principals and Vice Principals		67,062			232,052				
Educational Assistants	362	2,604,493			1,709,010			128,717	
Support Staff	308	1,515,675			156,960		354,838	52,347	149,870
Other Professionals		1,261,145			241,169			8,530	97,482
Substitutes	32,918	1,322	12,878		737,743	285,505		58,438	269
	129,229	5,850,529	17,122	967,935	3,262,095	17,844,902	354,838	1,543,060	250,032
Employee Benefits	31,117	1,548,154	4,036	254,567	849,191	4,670,304	32,615	406,565	63,612
Services and Supplies	409,158	1,819,185	59,284		308,943	665	428,075	117,131	2,718,457
	569,504	9,217,868	80,442	1,222,502	4,420,229	22,515,871	815,528	2,066,756	3,032,101
Net Revenue (Expense) before Interfund Transfers	52,174	-	216,845	-	1,233,215	-	1,810	9,427	-
Interfund Transfers									
Tangible Capital Assets Purchased	(52,174)		(216,845)		(1,233,215)		(1,810)	(9,427)	
Other	(52,174)	-	(216,845)	-	(1,233,215)	-	(1,810)	(9,427)	-
Net Revenue (Expense)	-	-	-	-	-	-	-	-	-

School District No. 39 (Vancouver)

Changes in Special Purpose Funds and Expense by Object
Year Ended June 30, 2018

Schedule 3A (Unaudited)

	CAYA	Assistive Technology AT-BC	PRCVI	Settlement Workers In School	Miscellaneous	TOTAL
	\$	\$	\$	\$	\$	\$
Deferred Revenue, beginning of year	5,754,632	7,382,229	480,467	500,608	935,023	32,106,259
Add: Restricted Grants						
Provincial Grants - Ministry of Education			2,064,571			57,168,021
Provincial Grants - Other		2,994,094		12,470	309,298	3,315,862
Other	300	686,562	22,181	97,770	671,223	30,902,954
Investment Income	89,755	164,350	11,371	11,752	6,536	741,420
	90,055	3,845,006	2,098,123	121,992	987,057	92,128,257
Less: Allocated to Revenue	2,855,033	3,232,457	1,994,184	155,272	820,978	93,617,509
Deferred Revenue, end of year	2,989,654	7,994,778	584,406	467,328	1,101,102	30,617,007
Revenues						
Provincial Grants - Ministry of Education			1,982,813			56,450,418
Provincial Grants - Other	2,765,278	2,740,755		48,268	143,568	5,697,869
Other Revenue		327,352		95,252	670,874	30,728,022
Investment Income	89,755	164,350	11,371	11,752	6,536	741,200
	2,855,033	3,232,457	1,994,184	155,272	820,978	93,617,509
Expenses						
Salaries						
Teachers			112,456		30,460	22,352,919
Principals and Vice Principals						547,611
Educational Assistants					17,302	6,228,926
Support Staff	489,869	579,066	689,179	80,059	10,516	6,724,223
Other Professionals	201,617	738,147	106,785	164		2,809,949
Substitutes					6,545	1,140,769
	691,486	1,317,213	908,420	80,223	64,823	39,804,397
Employee Benefits	199,664	334,611	250,724	21,790	17,452	10,485,136
Services and Supplies	1,963,883	1,580,633	834,242	53,259	459,111	41,274,977
	2,855,033	3,232,457	1,993,386	155,272	541,386	91,564,510
Net Revenue (Expense) before Interfund Transfers	-	-	798	-	279,592	2,052,999
Interfund Transfers						
Tangible Capital Assets Purchased			(798)		(279,592)	(2,047,510)
Other						(5,489)
	-	-	(798)	-	(279,592)	(2,052,999)
Net Revenue (Expense)	-	-	-	-	-	-

School District No. 39 (Vancouver)

Schedule 4 (Unaudited)

Schedule of Capital Operations
Year Ended June 30, 2018

	2018 Budget	2018 Actual			2017 Actual (Recast)
		Invested in Tangible Capital Assets	Local Capital	Fund Balance	
	\$	\$	\$	\$	\$
Revenues					
Provincial Grants					
Ministry of Education				-	3,595,343
Other Revenue	233,265		255,641	255,641	271,042
Rentals and Leases	983,680		982,976	982,976	1,024,000
Investment Income	43,648		34,979	34,979	39,659
Amortization of Deferred Capital Revenue	17,121,417	15,841,256		15,841,256	14,925,760
Total Revenue	18,382,010	15,841,256	1,273,596	17,114,852	19,855,804
Expenses					
Operations and Maintenance	231,797		82,346	82,346	3,683,514
Amortization of Tangible Capital Assets					
Operations and Maintenance	24,753,180	23,989,574		23,989,574	22,405,374
Debt Services					
Capital Lease Interest	179,626		134,484	134,484	136,849
Total Expense	25,164,603	23,989,574	216,830	24,206,404	26,225,737
Capital Surplus (Deficit) for the year	(6,782,593)	(8,148,318)	1,056,766	(7,091,552)	(6,369,933)
Net Transfers (to) from other funds					
Tangible Capital Assets Purchased	3,988,415	5,774,939		5,774,939	2,083,691
Local Capital				-	(307,914)
Capital Lease Payment	2,500,997		2,259,233	2,259,233	2,137,188
Total Net Transfers	6,489,412	5,774,939	2,259,233	8,034,172	3,912,965
Other Adjustments to Fund Balances					
Tangible Capital Assets Purchased from Local Capital		1,191,375	(1,191,375)	-	
Principal Payment					
Capital Lease		2,124,624	(2,124,624)	-	
Total Other Adjustments to Fund Balances		3,315,999	(3,315,999)	-	
Total Capital Surplus (Deficit) for the year	(293,181)	942,620	-	942,620	(2,456,968)
Capital Surplus (Deficit), beginning of year		104,845,860	128,330	104,974,190	107,431,158
Capital Surplus (Deficit), end of year		105,788,480	128,330	105,916,810	104,974,190

School District No. 39 (Vancouver)

Schedule 4A (Unaudited)

Tangible Capital Assets
Year Ended June 30, 2018

	Sites	Buildings	Furniture and Equipment	Vehicles	Computer Software	Computer Hardware	Total
	\$	\$	\$	\$	\$	\$	\$
Cost, beginning of year	20,848,131	851,777,574	15,270,261	1,902,915	2,682,359	12,415,895	904,897,135
Changes for the Year							
Increase:							
Purchases from:							
Deferred Capital Revenue - Other			144,070				144,070
Operating Fund		(57,479)	797,597		355,327	2,631,984	3,727,429
Special Purpose Funds		155,821	830,975			1,060,714	2,047,510
Local Capital		1,191,375					1,191,375
Capital lease						670,003	670,003
Transferred from Work in Progress		4,414,829	231,579				4,646,408
	-	5,704,546	2,004,221	-	355,327	4,362,701	12,426,795
Decrease:							
Deemed Disposals			1,034,977	186,311	10,317	4,284,892	5,516,497
	-	-	1,034,977	186,311	10,317	4,284,892	5,516,497
Cost, end of year	20,848,131	857,482,120	16,239,505	1,716,604	3,027,369	12,493,704	911,807,433
Work in Progress, end of year		143,811,882	193,550				144,005,432
Cost and Work in Progress, end of year	20,848,131	1,001,294,002	16,433,055	1,716,604	3,027,369	12,493,704	1,055,812,865
Accumulated Amortization, beginning of year		317,379,050	7,309,329	912,054	641,994	7,236,943	333,479,370
Changes for the Year							
Increase: Amortization for the Year		18,859,298	1,575,458	180,976	570,973	2,802,869	23,989,574
Decrease:							
Deemed Disposals			1,034,977	186,311	10,317	4,284,892	5,516,497
		-	1,034,977	186,311	10,317	4,284,892	5,516,497
Accumulated Amortization, end of year		336,238,348	7,849,810	906,719	1,202,650	5,754,920	351,952,447
Tangible Capital Assets - Net	20,848,131	665,055,654	8,583,245	809,885	1,824,719	6,738,784	703,860,418

School District No. 39 (Vancouver)

Schedule 4B (Unaudited)

Tangible Capital Assets - Work in Progress
 Year Ended June 30, 2018

	Buildings	Furniture and Equipment	Computer Software	Computer Hardware	Total
	\$	\$	\$	\$	\$
Work in Progress, beginning of year	98,439,431	239,955			98,679,386
Changes for the Year					
Increase:					
Deferred Capital Revenue - Bylaw	45,091,625	185,174			45,276,799
Deferred Capital Revenue - Other	4,695,655				4,695,655
	<u>49,787,280</u>	<u>185,174</u>	-	-	<u>49,972,454</u>
Decrease:					
Transferred to Tangible Capital Assets	4,414,829	231,579			4,646,408
	<u>4,414,829</u>	<u>231,579</u>	-	-	<u>4,646,408</u>
Net Changes for the Year	<u>45,372,451</u>	<u>(46,405)</u>	-	-	<u>45,326,046</u>
Work in Progress, end of year	<u><u>143,811,882</u></u>	<u><u>193,550</u></u>	-	-	<u><u>144,005,432</u></u>

School District No. 39 (Vancouver)

Schedule 4C (Unaudited)

Deferred Capital Revenue
Year Ended June 30, 2018

	Bylaw Capital	Other Provincial	Other Capital	Total Capital
	\$	\$	\$	\$
Deferred Capital Revenue, beginning of year	443,391,844	6,538,028	14,401,405	464,331,277
Changes for the Year				
Increase:				
Transferred from Deferred Revenue - Capital Additions		144,070		144,070
Transferred from Work in Progress	4,646,408			4,646,408
	4,646,408	144,070	-	4,790,478
Decrease:				
Amortization of Deferred Capital Revenue	15,445,630	204,885	190,741	15,841,256
	15,445,630	204,885	190,741	15,841,256
Net Changes for the Year	(10,799,222)	(60,815)	(190,741)	(11,050,778)
Deferred Capital Revenue, end of year	432,592,622	6,477,213	14,210,664	453,280,499
Work in Progress, beginning of year	93,175,143	3,465,742	2,038,501	98,679,386
Changes for the Year				
Increase				
Transferred from Deferred Revenue - Work in Progress	45,276,799		4,695,655	49,972,454
Transfer of costs to Other Capital	422,104	(422,104)		-
	45,698,903	(422,104)	4,695,655	49,972,454
Decrease				
Transferred to Deferred Capital Revenue	4,646,408			4,646,408
	4,646,408	-	-	4,646,408
Net Changes for the Year	41,052,495	(422,104)	4,695,655	45,326,046
Work in Progress, end of year	134,227,638	3,043,638	6,734,156	144,005,432
Total Deferred Capital Revenue, end of year	566,820,260	9,520,851	20,944,820	597,285,931

School District No. 39 (Vancouver)

Changes in Unspent Deferred Capital Revenue
Year Ended June 30, 2018

Schedule 4D (Unaudited)

	Bylaw Capital	MEd Restricted Capital	Other Provincial Capital	Land Capital	Other Capital	Total
	\$	\$	\$	\$	\$	\$
Balance, beginning of year	2,212	144,403	152,775		99,131	398,521
Changes for the Year						
Increase:						
Provincial Grants - Ministry of Education	47,109,754					47,109,754
Provincial Grants - Other			119,529			119,529
Other					4,700,292	4,700,292
Investment Income		16,985	2,054			19,039
	47,109,754	16,985	121,583	-	4,700,292	51,948,614
Decrease:						
Transferred to DCR - Capital Additions			144,070			144,070
Transferred to DCR - Work in Progress	45,276,799				4,695,655	49,972,454
Insurance netted with expenditure	387,035					387,035
Transfer of seismic costs to Bylaw	422,104	(422,104)				-
	46,085,938	(422,104)	144,070	-	4,695,655	50,503,559
Net Changes for the Year	1,023,816	439,089	(22,487)	-	4,637	1,445,055
Balance, end of year	1,026,028	583,492	130,288	-	103,768	1,843,576