

VSB Voices

Family Information Sessions Survey

What We Heard

January 21, 2025



With deep gratitude and respect, we are honoured to be learning and unlearning on the ancestral and unceded lands of the xʷməθkʷəy̓əm (Musqueam), Skwxwú7mesh Úxwumixw (Squamish Nation) & səlilwətał (Tseil-Waututh Nation).

Table of Contents

About VSB Voices	2
Family Information Sessions	2
Key Learnings	2
Survey Results	2
Conclusion.....	9

About VSB Voices

VSB Voices is a listening post that provides an opportunity for members of the community to share feedback and guidance to help inform the District's strategic planning and initiatives.

Earlier this school year, parents, guardians and caregivers of students currently enrolled in VSB, and adult learners attending VSB schools/programs were invited to join. More than 1,200 participants signed up to provide their feedback through VSB Voices.

Family Information Sessions

In December, an invitation was distributed to members of VSB Voices requesting feedback about family information sessions. The survey was open from December 6 – December 15, 2024. Invitations to complete the survey were sent on December 6 with reminder messages distributed on December 11 and December 15. The purpose of the survey was to gather feedback about potential topics and formats that would be most helpful for families as the District designs and plans information sessions. In total, 431 people provided feedback through this survey. The following is a summary of what we heard.

Key Learnings

The feedback from the VSB Voices - Family Information Sessions survey highlights a preference from families for live-streamed online sessions, with most participants favoring a Q&A chat function. Participants indicated the highest preference for evening sessions during weekdays. Those who preferred in-person sessions favoured schools as a location. While many respondents were neutral about the importance of translation supports (46.7 per cent), of those participants who indicated a preference for translation supports, Mandarin was the most requested language. Based on participants indications, the top three topics of interest are mental health and well-being, digital literacy (61.4 per cent), and scholarships 54.1 per cent.

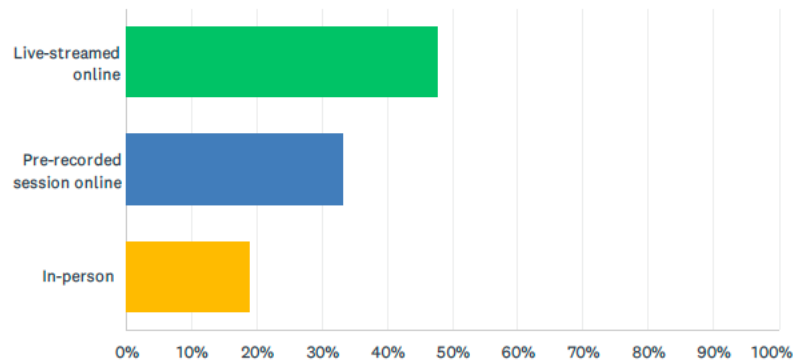
Survey Results

Question #1:

Several options about information session format were presented to survey participants. Most respondents (48 per cent) favoured information sessions that were live streamed online. Thirty-three per cent of respondents preferred pre-recorded sessions online. In-person information sessions were least preferred by participants with 19 per cent of respondents indicating a preference for this format.

Q1 Which format would you prefer for these sessions?

Answered: 431 Skipped: 0



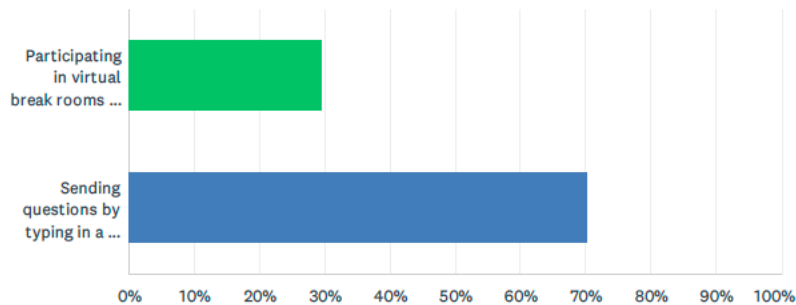
ANSWER CHOICES	RESPONSES	
Live-streamed online	47.80%	206
Pre-recorded session online	33.18%	143
In-person	19.03%	82
TOTAL		431

Question #2:

Of participants that indicated they preferred a live, online format, 70 per cent indicated a preference to submit questions by typing in a Q&A chat function versus 30 per cent of participants who preferred participating in break out rooms for a moderated Q&A opportunity.

Q2 You've indicated you prefer a live, online format. Would you prefer:

Answered: 192 Skipped: 239



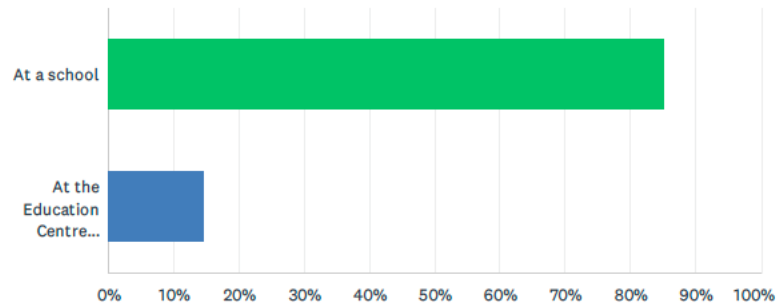
ANSWER CHOICES	RESPONSES	
Participating in virtual break rooms for a moderated question and answer opportunity	29.69%	57
Sending questions by typing in a Q&A chat function	70.31%	135
TOTAL		192

Question #3:

Of participants that indicated they preferred in-person sessions, most preferred sessions to take place at a school (85 per cent) rather than at the District Education Centre (15 per cent).

Q3 You've indicated you prefer in-person sessions. Where would you prefer the session to take place? (Please select one.)

Answered: 81 Skipped: 350



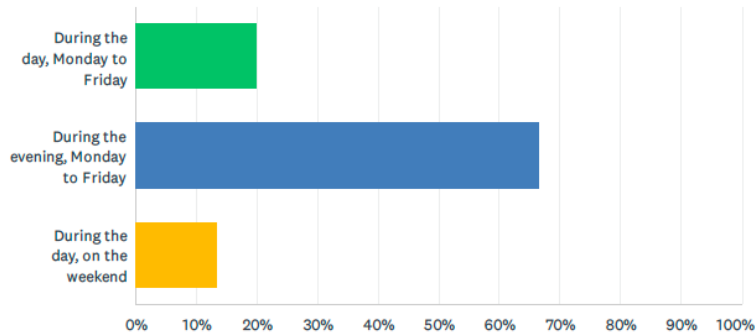
ANSWER CHOICES	RESPONSES	
At a school	85.19%	69
At the Education Centre (District main office – 1580 West Broadway)	14.81%	12
TOTAL		81

Question #4:

Several scheduling options were presented to participants. Most respondents (67 per cent) favoured weekday sessions during the evening, followed by weekday sessions held during the day (20 per cent). Only 13 per cent of respondents indicated interest weekend sessions during the day.

Q4 When would you like sessions to take place? (Please select one)

Answered: 409 Skipped: 22



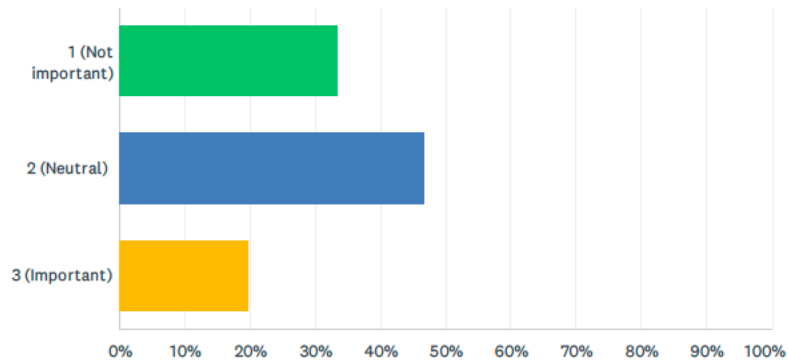
ANSWER CHOICES	RESPONSES
During the day, Monday to Friday	20.05% 82
During the evening, Monday to Friday	66.50% 272
During the day, on the weekend	13.45% 55
TOTAL	409

Question #5

Participants were asked, “How important is it to have these sessions in other languages?” Forty-seven per cent of respondents were neutral, 33 per cent of respondents did not feel translations were important and 20 per cent of respondents indicated that translations were important.

Q5 How important is it to have these sessions in other languages?

Answered: 409 Skipped: 22



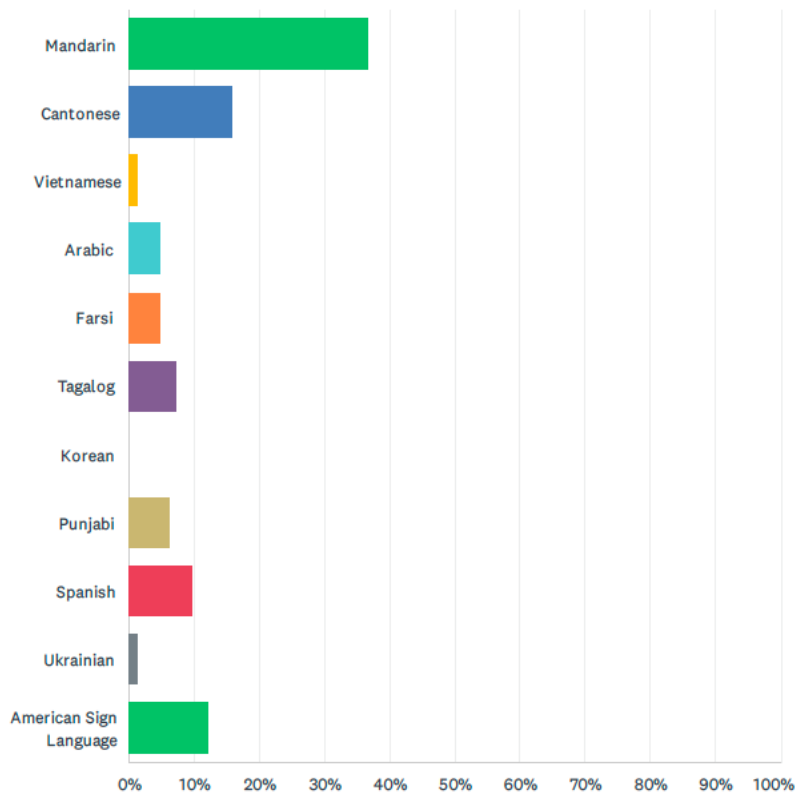
ANSWER CHOICES	RESPONSES	
1 (Not important)	33.50%	137
2 (Neutral)	46.70%	191
3 (Important)	19.80%	81
TOTAL		409

Question #6

Of participants that indicated translations were important, the top languages requested for translation were Mandarin, Cantonese, American Sign Language and Spanish.

Q6 You indicated translation is important. Which language would be most helpful? [select one]. This list represents languages most used - other than English - in VSB, plus American Sign Language.

Answered: 82 Skipped: 349



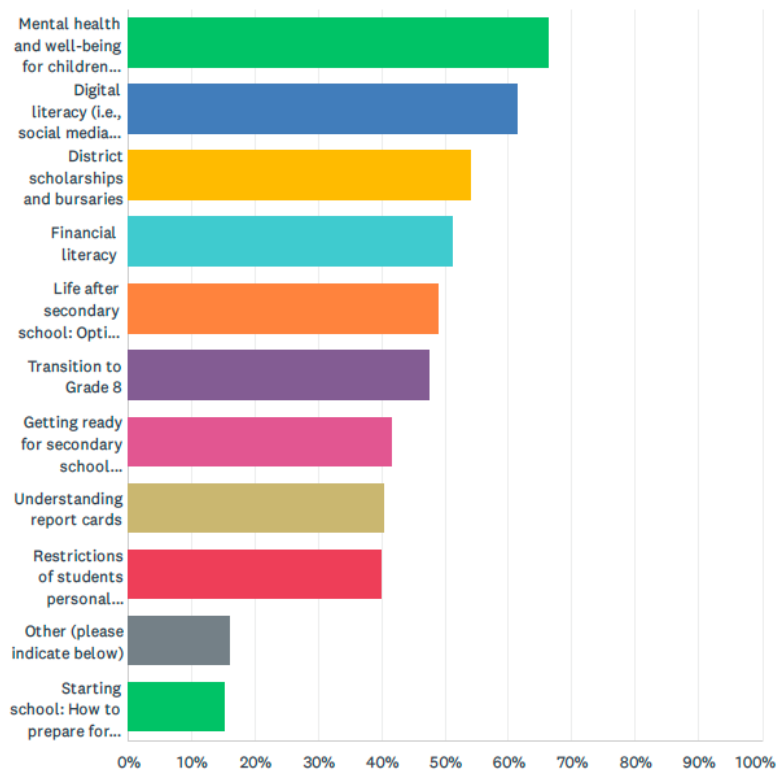
ANSWER CHOICES	RESPONSES	
Mandarin	36.59%	30
Cantonese	15.85%	13
Vietnamese	1.22%	1
Arabic	4.88%	4
Farsi	4.88%	4
Tagalog	7.32%	6
Korean	0.00%	0
Punjabi	6.10%	5
Spanish	9.76%	8
Ukrainian	1.22%	1
American Sign Language	12.20%	10
TOTAL		82

Question #7

Several potential topics were shared with participants to assess their interests. Sixty-six per cent of respondents selected Mental health and well-being for children and youth. This was followed by Digital literacy (i.e., social media use, Artificial Intelligence) at 61 per cent and District scholarships and bursaries (54 per cent).

Q7 Which of these topics would be most useful to you and other families you know? (Select all that apply.)

Answered: 399 Skipped: 32



ANSWER CHOICES	RESPONSES
Mental health and well-being for children and youth	66.42% 265
Digital literacy (i.e., social media use, Artificial Intelligence)	61.40% 245
District scholarships and bursaries	54.14% 216
Financial literacy	51.13% 204
Life after secondary school: Options and support for students and families	49.12% 196
Transition to Grade 8	47.62% 190
Getting ready for secondary school graduation	41.60% 166
Understanding report cards	40.60% 162
Restrictions of students personal devices	40.10% 160
Other (please indicate below)	16.04% 64
Starting school: How to prepare for kindergarten	15.29% 61
Total Respondents: 399	

Conclusion

This VSB Voices survey about Family Information Sessions provided valuable insights into the preferences and needs of our VSB community.

The feedback highlights a strong preference for live-streamed online sessions with interactive Q&A features, particularly during weekday evenings. While in-person sessions are less favoured, those who prefer them favour school locations. Respondents input also provides helpful guidance regarding translation supports for staff to consider. Furthermore, the top topics of interest identified by participants include mental health and well-being, digital literacy and scholarships. These insights will guide District staff in designing and planning future information sessions that are responsive to the community's needs and preferences.

Thank you to all participants for your valuable contributions!