

January 18, 2023 REVISED

ITEM 3.1

TO: Facilities Planning Committee

FROM: David Green, Secretary Treasurer/CFO
John Dawson, Director of Educational Planning

RE: **2022-2023 Enrolment Update (September 2022)**

Reference to Education Plan: **GOAL:** *The Vancouver School Board will increase equity by....*
OBJECTIVE: *Improving stewardship of the district's resources by focusing on effectiveness, efficiency, and sustainability.*

INTRODUCTION

This report provides an enrolment update for the 2022-2023 school year, comparing September 2022 enrolments with baseline forecast enrolment and enrolment from the previous school year. The purpose of this report is to provide the following information:

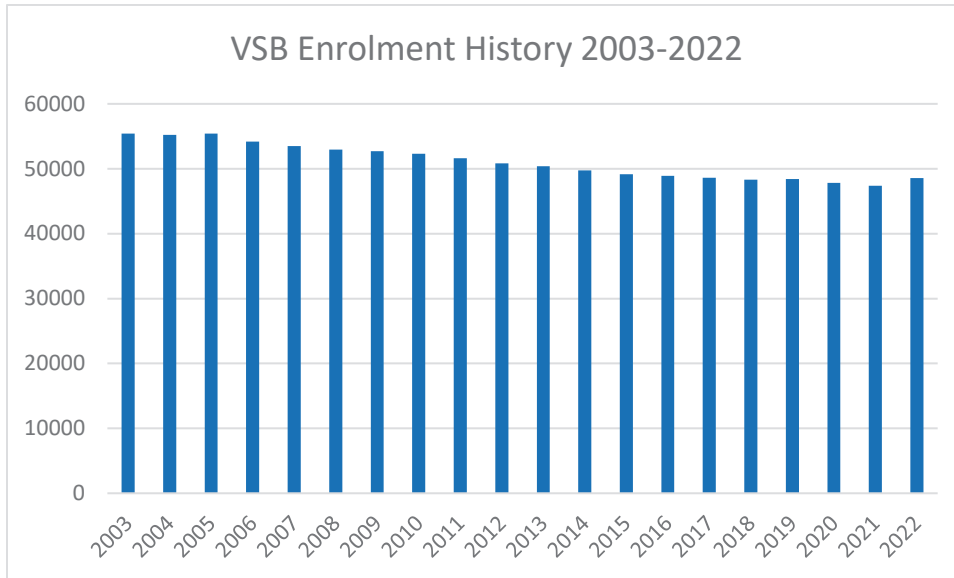
- Vancouver School Board (VSB) Enrolment context and history
- A summary of the impact of the pandemic on enrolment in VSB programs
- An overview of VSB educational programs and their current enrolment

BACKGROUND

K-12 Enrolment History and Context

The VSB has experienced enrolment decline since enrolment peaked in 1997. Between 2003 and 2019, District enrolment declined by 6,990 students, on average about 400 students per year. The decline continued in the 2019-2020 and 2020-2021 pandemic school years, with a further loss of 1,040 students, as illustrated in Figure 1.

Figure 1 – VSB Enrolment History K-12 Standard and Alternate Schools



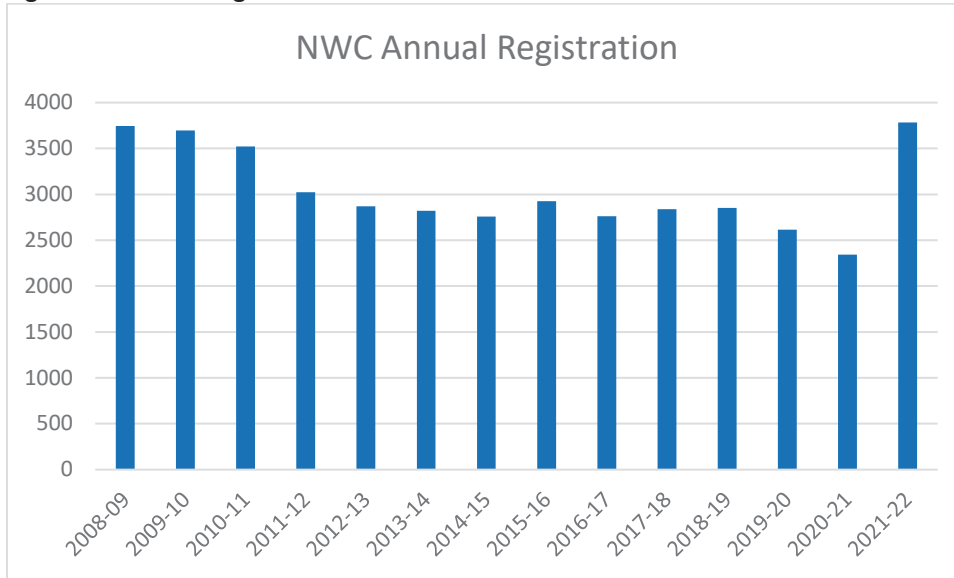
Impact of Covid-19 on Enrolment

The pandemic impacted established historic enrolment trends due to disruptions in the movement of people both globally and locally. Lockdowns began in March 2020 and enrolment for the 2020-2021 school year was negatively impacted as in-migration to the district, from outside countries and other provinces dipped dramatically. Early in the pandemic student movement within BC also declined. As restrictions on domestic movement eased in 2021, enrolment for the 2021-22 school year was also negatively impacted due to significant out-migration from the VSB to surrounding school districts, which was not fully offset by in-migration from other countries and provinces. The pandemic and its aftermath continue to impact enrolment in the VSB and other surrounding school districts as widespread increases in enrolment were experienced in September 2022. Most of the additional enrolment is from new families arriving in Canada.

The VSB Newcomer Welcome Centre (NWC) registers all new students born outside of Canada and grade 1-12 students whose first language is not English. Beginning in August 2021 and continuing through 2022 in-migration to the VSB from outside of Canada rose dramatically in comparison with the numbers from the previous decade (see Figure 2). The increase in new student registrations can be attributed to a combination of factors including the following:

- Increased global movement of people as the impact of the pandemic on travel wanes
- Geopolitical events particularly in Hong Kong and China
- Increasing federal immigration targets for Canada

Figure 2 – Annual Registration at NWC



Total annual registration (July 1-June 30) at NWC.

Driven by this jump in immigration, September 2022 enrolment increased by 1,204 students or 2.5% in comparison with September 2021, which is the first substantial enrolment increase for the VSB in many years. Overall, enrolment this year is about the same as enrolment was in 2017.

PROGRAM ENROLMENT OVERVIEW

K-12 Educational Programs

Standard and Alternate Schools

Headcount enrolment for standard schools - annexes, elementary, and secondary schools, and Vancouver Alternate Secondary School is shown in Figure 3. The October Sign-off columns are actual enrolment numbers while the baseline numbers are forecasted by Baragar Systems. The comparison of these enrolments to budget will be part of the amended budget presentation at the February Finance Committee meeting.

Figure 3 – K-12 Enrolment Headcount

Grade Level	October Sign-off 2021	2022 Forecast	October Sign-off 2022	2022 Variance from Forecast	Variance from 2021 to 2022
Kindergarten	3,462	3,276	3,455	179	-7
Grade 1 - 7	24,384	24,101	25,092	991	708
Total K - 7	27,846	27,377	28,547	1,170	701
Grade 8 - 12	19,530	19,519	20,033	514	503
Total K - 12	47,376	46,896	48,580	1,684	1,204

K-12 headcount enrolment standard and alternate schools

This year, enrolment at all grade levels was well ahead of the baseline enrollment forecast for 2022 and 2021 enrolment, with the exception that 2022 Kindergarten enrolment which was slightly less than the 2021 Kindergarten enrolment. As illustrated in Figure 2 above, the increased enrolment is largely attributable to the significant increase in the number of new students arriving from outside of Canada and registering at NWC, a trend that began in summer 2021 and accelerated in 2022. This acceleration was evidenced by the fact that there were about 500 more students enrolled in June 2022, than in September 2021. Prior to the pandemic the variance between forecast enrolment the next school year and actual enrolment was typically in the order of one percent or less.

Diverse Learners

The government provides supplemental funding in addition to basic enrolment allocation to support students with learning designations, students receiving English language learning (ELL) support, and Indigenous students.

Figure 4 - Diverse Learners

Supplemental Funding Category	October 2021 Sign-off	2022 Budget	October 2022 Sign-off	2022 Variance from Budget	Variance from 2021 to 2022
Special Education Level 1	68	68	61	-7	-7
Special Education Level 2	2,311	2,400	2,458	58	147
Special Education Level 3	487	500	491	-9	4
English Language Learner (ELL)	7,927	7,950	8,690	740	763
Indigenous Education	2,154	2,160	2,161	1	7

The number of students diagnosed with autism spectrum disorder (ASD) continues to increase annually which is reflected in the growth of the number of students in the Special Education Level 2 category. The increase in the number of ELL students aligns with the increase in student enrolment through NWC of students born outside of Canada.

Distributed Learning (DL)

There are three DL programs in the VSB – Secondary DL, Elementary DL, and the Home Learners program. Figure 5 shows the combined Full Time Equivalent (FTE) enrolment for the three DL programs.

Figure 5 - Distributed Learning September Full Time Equivalent (FTE) Enrolment

Distributed Learning	October 2021 Sign-off	2022 Budget	October 2022 Sign-off	2022 Variance from Budget	Variance from 2021 to 2022
Total DL K-12	501	450	368	-82	-133

Combined FTE enrolment for all DL programs

During years 1 and 2 of the pandemic enrolment in DL programs increased substantially. This September, enrolment in the Secondary DL program declined to about pre-pandemic levels – which may also have contributed to increased secondary enrolment at standard schools. Enrolment in the elementary DL program remains above pre-pandemic levels but has declined from its peak. Enrolment in the Home Learners program is stable.

Adult Education Program

Adult education programming serves graduated adults, non-graduated adults, and school age students. Graduated Adults are not included in Table 6.

Figure 6 - Adult Education September Full Time Equivalent (FTE) Enrolment

Adult Education	October 2021 Sign-off	2022 Budget	October 2022 Sign-off	2022 Variance from Budget	Variance from 2021 to 2022
Non-Graduated Adults	70	55	67	-8	-3

Hybrid instructional approaches necessitated by the pandemic proved successful with students and have been retained in some courses. Enrolment in AE programs is relatively stable.

International Education Program

The VSB International Education Program gives students from outside Canada, who are not resident in BC, the opportunity to live in Vancouver and learn at a VSB school. The district accommodates international students at all grade levels; however, most international students attend in grade 10, 11, or 12.

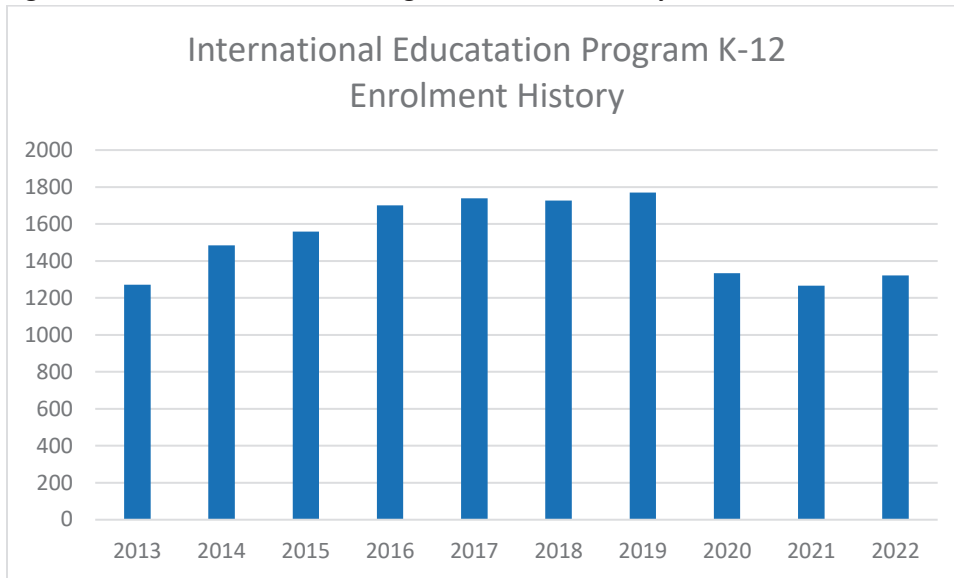
Figure 7 - International Education

International Education	October 2021 Sign-off	2022 Budget	October 2022 Sign-off	2022 Variance from Budget	Variance from 2021 to 2022
Totals	1,233	1,219	1,322	103	89

Combined FTE Enrolment

Enrolment in the International Education Program increased for many years until 2017 when the District stabilized enrolment at its target of about 1,750 students. As a result of the pandemic, enrolment in the International Education Program dropped below pre-pandemic levels for the past three years.

Figure 8 – International Student Program Enrolment History



CONCLUSION

VSB enrolment in standard and alternate schools increased by 2.5% in 2022 in comparison to 2021, and now sits at about the same level as it was in 2017. The pandemic has had a dramatic impact on the movement of people globally and locally which continues to impact established pre-pandemic enrolment trends in the VSB. The increase in enrolment this year can be attributed to a substantial increase in the number of new students arriving in Vancouver from outside of Canada. Enrolment has also increased by about 120 students between September and the end of November as new students continue to arrive.

RECOMMENDATIONS

This report is provided for information.