

A background image showing a group of students in a classroom, with several hands raised in the air, suggesting an interactive or enthusiastic learning environment. The image is slightly blurred and has a dark, textured overlay.

COURSE PLANNING 2026: THE GRADE 9 YEAR WELCOME!

Janice Sim
jsim@vsb.bc.ca



INDIGENOUS
EDUCATION

VSB Vancouver
School Board

LAND ACKNOWLEDGEMENT

With deep gratitude and respect, we are honoured to be learning and unlearning on the ancestral and unceded lands of the x^wməθk^wəyəm (Musqueam).



x^wməθk^wəyəm
(Musqueam)

THE AGENDA

A background image of a young woman with dark hair, wearing a white shirt with a floral pattern, sitting at a desk and writing in a notebook with a yellow pencil. The image is slightly blurred and has a dark, textured overlay.

Course Planning Process and Timeline for this year

Requirements for Students Entering Grade 9

Review of Grade 9 Course Choices

The Course Planning Form

Online Course Selection Through MyEd BC

ACCESS TO INFORMATION

- THIS PRESENTATION IS POSTED ON THE SCHOOL WEBSITE FOR EVERYONE TO VIEW, INCLUDING YOUR PARENTS.
- ALSO ON OUR SCHOOL WEBSITE IS THE **COURSE PLANNING FORM, INSTRUCTIONS FOR ONLINE COURSE PLANNING** AND THE **COURSE PLANNING GUIDE**.
- PLEASE SEE ME IF YOU CAN'T FIND ANSWERS TO ANY OF YOUR QUESTIONS



COURSE PLANNING PROCESS & TIMELINE

- COURSE PLANNING IS DONE EVERY **FEBRUARY** WITH COUNSELLORS
- RESEARCH IS IMPORTANT, MORE SO EACH YEAR. CONSIDER CONSULTING AND DISCUSSING WITH THE FOLLOWING PEOPLE:
 - **FAMILY AND FRIENDS**
 - **TEACHERS AND OLDER STUDENTS**
 - **YOUR SCHOOL COUNSELLOR (THAT'S ME!)**
- THE **COURSE PLANNING GUIDE** IS A VALUABLE RESOURCE TO USE FOR LEARNING ABOUT COURSES. THERE ARE DETAILED DESCRIPTIONS FOR EACH OPTION. YOU CAN ACCESS THIS DOCUMENT **ONLINE ON OUR WEBSITE.**

COURSE SELECTION REQUIREMENTS FOR STUDENTS ENTERING GRADE 9

- **COURSE PLANNING FORM** COMPLETED ON-LINE AND YOUR FORM SIGNED AND SUBMITTED TO ME SIGNED, SUBMITTED BY:

FRIDAY, FEBRUARY 17TH, 2026

- CHOICES REVIEWED BY COUNSELLOR AND DISCUSSIONS WITH STUDENTS AS NEEDED THROUGHOUT THE **SPRING**
- STUDENT SCHEDULES *RANDOMLY* BUILT BASED UPON COURSE REQUESTS FROM **MAY THROUGH TO AUGUST**
- TIMETABLING CONFLICTS RESOLVED FROM **JUNE THROUGH TO SEPTEMBER**

GRADE 9 CORE COURSES

Main School	Mini School	ELL Program	LSP Program
English 9	Mini English 9	ELL 2 or 3 English	English 9
Social Studies 9	Mini Social Studies 9	ELL 2 or 3 Social Studies	Social Studies 9
Mathematics 9	Mini Mathematics 9	Mathematics 9	Mathematics 9
Science 9	Mini Science 9	Science 9	Science 9
P. H. Ed. 9	Mini P. H. Ed. 9	P. H. Ed. 9	P. H. Ed. 9
Elective 9 (Language?)	Elective 9 (Language?)	ELL support course	Learning Hub Block <u>or</u> Elective 9
Elective 9	Elective 9	Elective 9	Elective 9
Elective 9	Elective 9	Elective 9	Elective 9

A close-up photograph of a hand holding a blue pen, poised to write on a document. The background is blurred, showing other people in a classroom setting.

LEARNING HUB BLOCKS

- THE “SKILLS ROOM” IS NOW “**THE LEARNING HUB**”.
- “SPECIAL EDUCATION” IS NOW “**INCLUSIVE EDUCATION**”.
- “RESOURCE TEACHER” IS NOW “**INCLUSION SUPPORT TEACHER**”.
- LEARNING HUB FUNCTIONS AS A SUPPORT BLOCK, AND IS NOT FOR CREDIT.
- STUDENTS ARE REFERRED TO LEARNING HUB BY THE INCLUSION SUPPORT TEACHERS (MR SAPLAMAEFF & MS SCHULTZ). PLEASE SPEAK TO AN INCLUSION SUPPORT TEACHER IF YOU WOULD LIKE A LEARNING HUB BLOCK.
- LEARNING HUB WILL BE AVAILABLE TO SUPPORT ANY STUDENTS WHO REQUIRE IT NEXT YEAR ON A STRUCTURED DROP-IN BASIS.

ENGLISH LANGUAGE LEARNERS (ELL)

- STUDENT PLACEMENT IN ELL CLASSES IS BASED ON:
- ENGLISH LANGUAGE PROFICIENCY
- COMPREHENSIVE ASSESSMENTS OF STUDENTS' READING, WRITING, SPEAKING AND LISTENING ABILITIES THROUGHOUT THE YEAR
- THE PROFESSIONAL JUDGEMENT OF TEACHERS IN BOTH REGULAR AND ELL CLASSES, MADE LATER IN THE SPRING
- THERE IS NO TRANSITIONAL IN GR. 8 AND 9 – REGULAR COURSES ARE PUT IN PLACE INSTEAD

ELL 2 → ELL 3 → Transitional → Regular



ENGLISH LANGUAGE LEARNERS (E. L. L.)

ELL Level 2	ELL 2 Reading ELL 2 Writing ELL 2 Social Studies ELL 2 Science
ELL Level 3	ELL 3 English ELL 3 Social Studies ELL 3 English Tutorial
Regular	All subjects

ELECTIVES: MODERN LANGUAGES

(PAGE 14)

French 8 (MFR--08) -introductory course to develop a foundation so you can begin to understand French and express yourself and have basic conversations in French about friends, family, school and activities. Students may participate in fieldtrips with a focus on theatre, food, and film as well as exploring your own cultural identity and the Francophone culture.

French 9 (MFR--09) -build on your strategies so that you can understand more French and express yourself and meaningful conversations in French. Students will read and share media and participate in field studies with a focus on theatre, food, and film as well as exploring your own cultural identity and the Francophone culture.

French 10 (MFR--10) -gain more appreciation for cultural diversity through an exploration of Francophone culture, deepen your ability to express yourself in French and have more meaningful conversations, communicate with accuracy, through an authentic cultural context and share media orally and in written form.

ELECTIVES: MODERN LANGUAGES

(PAGE 14)

French 11 (MFR--11) –continued exploration and understanding of the Francophone culture and their own, students will continue to increase their ability to communicate in oral and written forms, read, interpret media, expand writing, having meaningful, varied conversations. Field studies at Cinamatheque.

French 12 (MFR--12) – students will have the opportunity to keep polishing their French language skills and continue to express themselves with more depth, duration and clarity. Students will continue to explore Francophone culture and creative works, read authentic texts, explore a novel, and will attend a full day film study at Cinamatheque.

Beginners' Japanese 11 (MBJA-11) -intensive introductory course, emphasizing listening, speaking, reading, writing, with more attention on oral presentation. Many topics covered including Japanese media, and environmental issues.

ELECTIVES: APPLIED DESIGN, SKILLS & TECHNOLOGIES

(PAGES 6-8)

Foods 9 (MADFS09) - this course alternates as Course A and Course B as it is a combined class. Course A: focuses on food, culture and the culinary aspects of special celebrations; Course B: focuses on food preparation techniques and the relationship food plays with self, family, and different cultures.

Clothing & Textiles 9 (MADT-09) – introduced to basic hand and machine sewing techniques, fabric study, First Peoples practices and principles of design, environmental and ethical factors of textiles choices, altering patterns, upcycling /recycling, and other arts and crafts techniques.

Information Technology 9 (MADIT-09) - introduces students to foundations of computer science, intermediate programming skills, and focus on the big ideas of computing- abstraction, design, recursion, concurrency, simulations, and the limits of computations. Please see the guide for more details...

Woodwork 9 (MADW-09) - introductory course appropriate for beginners. Students learn and demonstrate safe woodworking practices on a variety of hand tools, portable and stationary power tools. Basic joinery, design and wood finishing also introduced.

ELECTIVES: FINE ARTS

(PAGES 11-12)

Art 9 (MAE--09) - drawing, painting, printmaking, ceramics and sculpture , students encouraged to pursue self-expression and experiment with both techniques, and materials.

Ceramics & Sculpture 9 (MVA--09CR1) - focus on skill development and experimentation in ceramics and sculpture using various materials. Modelling, casting, carving construction, in clay , wood, soapstone, plaster and more.

Graphic Arts 9 (MADMA09) - foundational course that introduces tools, techniques and processes of graphic design. Photoshop, digital and pinhole photography, animation, illustration, typography, colour theory all introduced.

ELECTIVES: PERFORMING ARTS-BAND

(PAGE 15)

Beginner Concert Band 9 (MMU--09BA1) - no experience necessary as students will learn the basics of playing and musicianship. Students will be able to select an instrument from a large variety of concert band instruments.

Concert Band 9 (MMU--09BA3) - for students with at least one year experience. Continued emphasis on musical development while learning a wide variety of music. Includes concerts and other music related activities.

Junior Strings 9 (MMU--09ST2) - for students who are beginners and those with some experience playing the violin, viola, cello and double bass. Students will learn bowing techniques, orchestral ensemble, and performance skills.

Junior Concert Choir 9 (MMU--09CC2) - large performing choir singing a range of music including early classical to pop while learning vocal production, music reading, and musicianship.

Jazz Band 9 Off-Timetable (MMU--09JB1) - students must also take Concert Band or Strings, so this will be a ninth course. This group meets once in the morning and once after school each week.

ELECTIVES: PERFORMING ARTS- DRAMA

(PAGE 16)

Drama 9 (MDR--09) - this course provides instruction on improvisation skills as well as individual and small group work in short scripted scenes and plays,. Emphasis on public speaking and building performance confidence.

Theatre Production 10 (MDRD-10) - this is an on-timetable course intended for students interested in the production aspects of theatre: set design, computer drafting, lighting projection, sound scenic painting, invention and innovation.

COURSE PLANNING FORM 2026 – 2027: ENTERING GRADE 9

COMPLETED FORM DUE TO COUNSELLOR BY: **TUESDAY, FEBRUARY 17, 2026**

Last Name: _____ Called Name: _____ Legal First Name: _____

Student # _____ Student Email: _____ Student Cell # _____

Mini School Student: ☐ International Student: ☐ ELL Student: ☐ Current Level: ☐ 2 ☐ 3

CORE COURSES

• English 9 • Mathematics 9 • Physical & Health Education 9 • Science 9 • Socials Studies 9

Are the above core courses accurate? Yes ☐ No ☐ If "No" describe required / requested changes below:

ELECTIVE COURSE REQUESTS INSTRUCTIONS

Choose a total of 4 elective courses below by putting in the box your 1st, 2nd, 3rd, and 4th choice.
(3rd & 4th are back up choices)

APPLIED DESIGN, SKILLS & TECHNOLOGIES			MODERN LANGUAGES			PERFORMING ARTS			
Foods 9	<input type="checkbox"/>	MADFS09	French 8	<input type="checkbox"/>	MFR- -08	DRAMA			
Information Technology 9 Junior Computer Science	<input type="checkbox"/>	MADIT-09	French 9	<input type="checkbox"/>	MFR- -09	Drama 9	<input type="checkbox"/>	MDR- - 09	
			French 10	<input type="checkbox"/>	MFR- -10	Theatre	<input type="checkbox"/>	MDRD-10	
Textiles 9	<input type="checkbox"/>	MADT-09	French 11	<input type="checkbox"/>	MFR- -11	MUSIC			
Woodwork 9	<input type="checkbox"/>	MADW-09	French 12	<input type="checkbox"/>	MFR- -12	Beginner Band 9	<input type="checkbox"/>	MMU- - 09BA1	
ELL			Beginners' Japanese 11	<input type="checkbox"/>	MBJA-11	Concert Band 9	<input type="checkbox"/>	MMU- -09BA3	
Level 3 Course Package <input type="checkbox"/>			LEARNING STRATEGIES (SKILLS)			Jazz Band 9 Off Timetable	<input type="checkbox"/>	MMU- -09JB1	
FINE ARTS						Junior Concert Choir 9	<input type="checkbox"/>	MMU- -09CC2	
Art 9	<input type="checkbox"/>	MAE- -09				If a dedicated support block is needed, please speak directly with your inclusion support teacher.	Junior Strings 9	<input type="checkbox"/>	MMU- -09ST2
Ceramics & Sculpture 9	<input type="checkbox"/>	MVA- - 09CR1					Grade 9 students will have a total of 8 Courses		
Graphic Arts 9	<input type="checkbox"/>	MADMA09							

"Courses have been selected in MyEd": Student Signature: _____ Date: _____

"I have checked and approve the above course requests made by my child": Parent Signature: _____

COURSE PLANNING FORM: GRADE 9

Last
Name:

Called
Name:

Legal
First Name:

Student #

Student Email:

Student Cell #

Mini School Student: ☐ International Student: ☐ ELL Student: ☐ Current Level: 2 ☐ 3 ☐

CORE COURSES


• English 9 • Mathematics 9 • Physical & Health Education 9 • Science 9 • Socials Studies 9

Are the above core courses accurate? Yes ☐ No ☐ If "No" describe required / requested changes below:

ELECTIVE COURSE REQUESTS INSTRUCTIONS

Choose a total of 4 elective courses below by putting in the box your 1st, 2nd, 3rd, and 4th choice.
(3rd & 4th are back up choices)

APPLIED DESIGN, SKILLS & TECHNOLOGIES			MODERN LANGUAGES			PERFORMING ARTS		
Foods 9	<input type="checkbox"/>	MADFS09	French 8	<input type="checkbox"/>	MFR- -08	DRAMA		
Information Technology 9 Junior Computer Science	<input type="checkbox"/>	MADIT-09	French 9	<input type="checkbox"/>	MFR- -09	Drama 9	<input type="checkbox"/>	MDR- - 09
			French 10	<input type="checkbox"/>	MFR- -10	Theatre Production 10	<input type="checkbox"/>	MDRD-10
Textiles 9	<input type="checkbox"/>	MADT-09	French 11	<input type="checkbox"/>	MFR- -11	MUSIC		
Woodwork 9	<input type="checkbox"/>	MADW-09	French 12	<input type="checkbox"/>	MFR- -12	Beginner Band 9	<input type="checkbox"/>	MMU- - 09BA1
ELL			Beginners' Japanese 11	<input type="checkbox"/>	MBJA-11	Concert Band 9	<input type="checkbox"/>	MMU- -09BA3
Level 3 Course Package <input type="checkbox"/>			OTHER DISCIPLINES			Jazz Band 9 Off Timetable	<input type="checkbox"/>	MMU- -09JB1



FINE ARTS

Art 9	<input type="checkbox"/>	MAE- -09
Ceramics & Sculpture 9	<input type="checkbox"/>	MVA- - 09CR1
Graphic Arts 9	<input type="checkbox"/>	MADMA09

Skills ☐ XLDCD09

Pair Skills with which two courses?

1. _____

2. _____


Junior Concert Choir 9 ☐ MMU- -09CC2

Junior Strings 9 ☐ MMU- -09ST2

Grade 9 students will have a total of 8 Courses

I've entered my course selections in MyEd ☐ Student Signature: _____ Date: _____

"I have checked and approve the above course requests made by my child" Parent Signature: _____



ONLINE COURSE PLANNING

- After you have created your plan on the Course Planning Form, you will make selections online through your MyEd BC account.
- Instructions for doing this are posted on our school website. You can find link to the Course Planning and instructions to complete online course selection through MyEd at : <https://www.vsb.bc.ca/point-grey/page/11915/course-planning>
- Detailed instructions are also provided on the following slides.

The background image shows a person's hands typing on a laptop keyboard. A dark, semi-transparent rectangular overlay covers the right side of the image, providing a space for the title text. On the left, a stack of books is visible next to the laptop.

How to Enter Course Requests into MyEd



Home / Guidance and Support / Course Planning

Guidance and Support ▾

Anti-Racism Policy and Procedures

ERASE/Anonymous Reporting Tool

Career and Post Secondary

Code of Conduct

Student Threat-Risk Assessment
(VTRA)

Course Planning

Multicultural Liaison Workers

Student Council

Student Safety

VISA Students

Severe Weather

About Us >

Families >

Extracurricular >

Teaching and Learning >

DISTRICT JOB
OPPORTUNITIES

Course Planning

Jan 9, 2026

[Counselling Course Planning Forms & Presentations](#)

[2026, 2027 Course Planning Guide.pdf](#)

Resources

 [2026, 2027 Course Planning
Guide.pdf](#)



Instructions for Selecting Courses

STEP 1

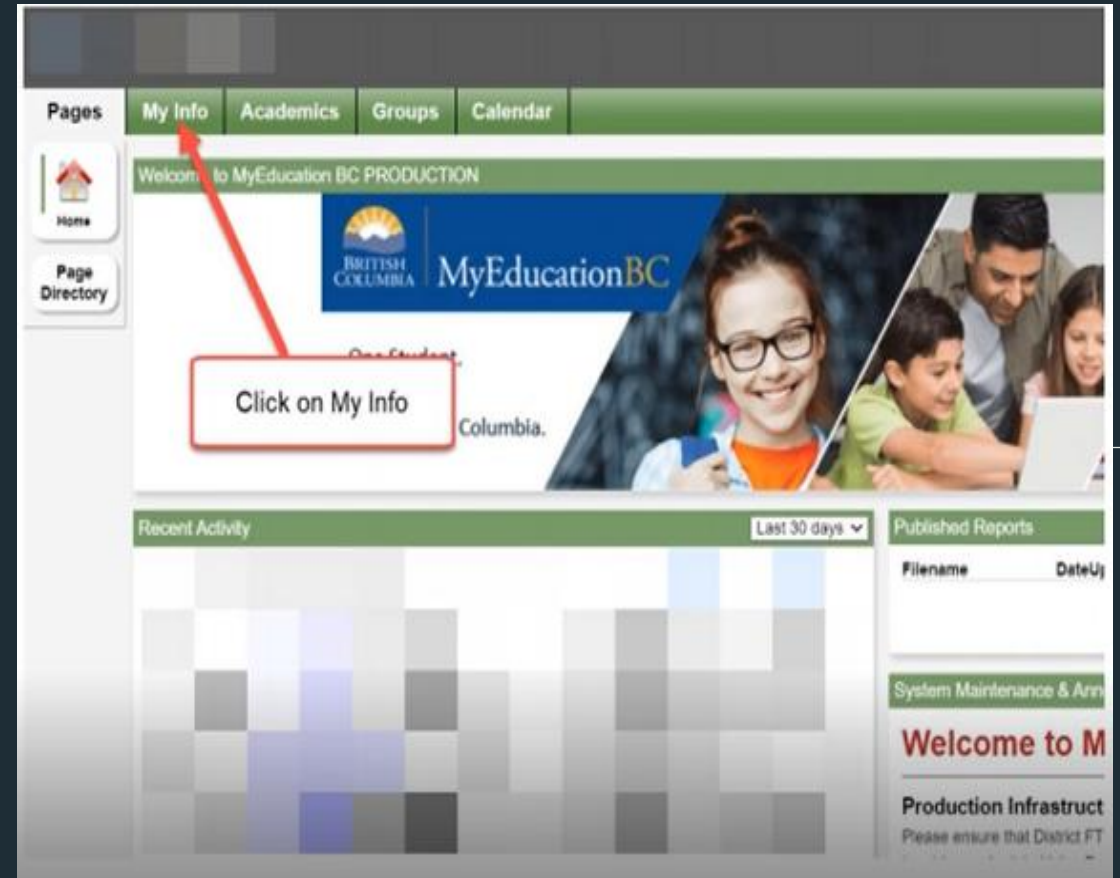
Log into your account using your student number and password. If you are unable to get into your account do the following:

- 1) Report to the school office during office hours: 8:00am-3:45pm
- 2) Email the school office with your details, pointgrey@vsb.bc.ca

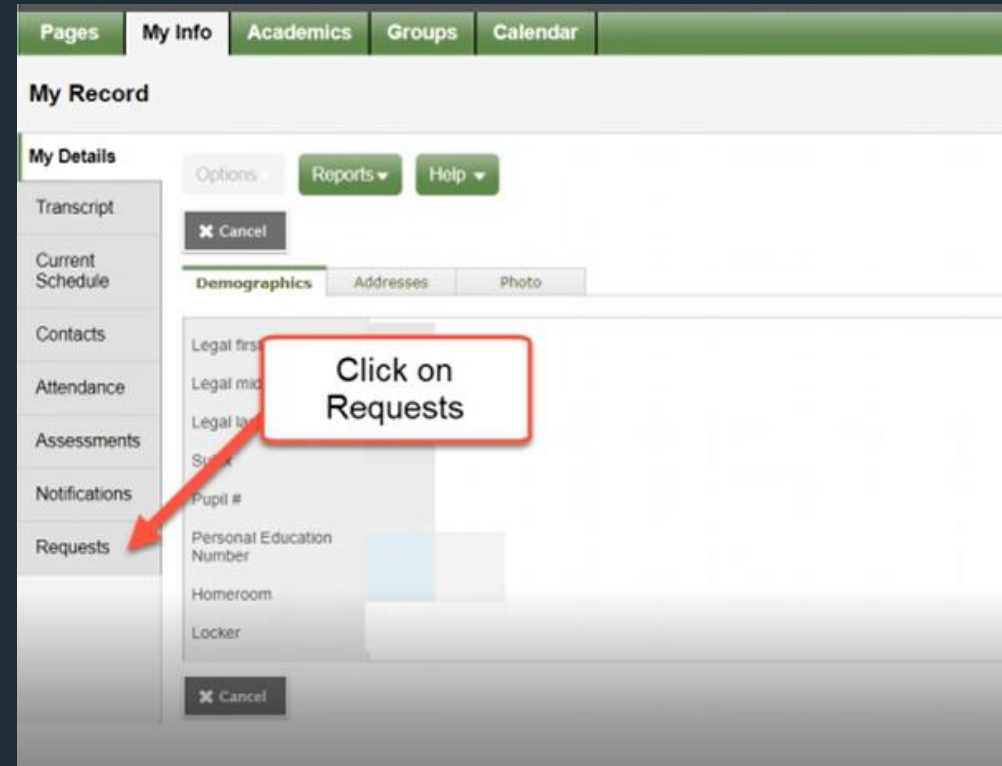
Use Safari, Edge or Firefox

STEP 2

Click on Top Tab “**My Info**”




On the left-hand side of the screen, you will see a tab called **“Requests”** - click on this



- Once you click on **Requests** you will be taken to a description of your next year's courses. You should see **"Welcome Grade 9"**. Under the tab option you should see that you're in entry mode to select courses
- Read through the instructions.
- Under **"Required Courses"** you will see all courses available that are required for your grade level.

Instructions

 GRADE _____

Welcome! We hope you are excited for the year ahead.

The timetable is based on your requests, therefore the choices you make are permanent.

Please refer to your course programming sheet as a guide. You should be entering the courses from your signed course programming sheet.

Please read through the Course Calendar and choose your courses carefully as the timetable is built based on the choices you make now. In the fall, there may not be space to allow result in the course not being offered.

All grade 9 students take a minimum of 8 courses - 4 required courses and 4 electives. (You will also select 2 alternates in priority order in case you cannot be programmed into one of your choices)

* Honours, EAL, adapted and alternate programs will be assigned by counsellors based on assessment and teacher recommendations.

SCIENCE COOP: YOUR COUNSELLOR WILL NEED TO ENTER YOUR COOP COURSES

- Please select 1 electives from the elective menu (You must have the prerequisite for your electives. For example, you can not take Drawing and Painting 11 if you have not taken 10)
- Band and Choir are considered extra courses. You would take Band or Choir in addition to your 8 classes.
- Please select 2 alternate electives from above in priority order in case you cannot be programmed into your first choice

Primary requests

	Subject Area	School/Course > Description
Select...	Required Courses	
Select...	Electives	
Select...	ESL and LC	

MATCH YOUR SELECTIONS

in **MyEd** with the ones you made on the **Course Planning Form**. Course codes are included on the paper form to make matching easier.

The screenshot shows a web-based course selection interface. At the top, a dropdown menu is open, showing a list of course codes: 1.20 JMFOM-11 (highlighted in blue), 2.180 JFLCF-11, and 3.300 JMW-12. To the right of the dropdown, a red-bordered box contains the text "Find more courses by" with an arrow pointing to the dropdown's search icon. Below the dropdown, a table lists various courses. A red-bordered box with the text "Select for a course (choose as many as the instructions indicate)" has an arrow pointing to the checkbox for the course "MCH--11". At the bottom of the interface, there are "OK" and "Cancel" buttons. A red-bordered box with the text "Click OK once you are finished" has an arrow pointing to the "OK" button.

Course Code	Course Description	Prerequisite	Status
<input type="checkbox"/> 1.20 JMFOM-11	FOUNDATIONS OF MATHEMATICS 11	Regular	4.0
<input type="checkbox"/> 2.180 JFLCF-11	CALCULUS 11	Regular	4.0
<input type="checkbox"/> 3.300 JMW-12	PRE-CALCULUS 11	Regular	4.0
<input type="checkbox"/> MCH--11	CHEMISTRY 11	Regular	4.0
<input type="checkbox"/> MCH--11P			
<input type="checkbox"/> MPH--11			
<input type="checkbox"/> MPH--11P			
<input type="checkbox"/> MESC-11	EARTH SCIENCE 11	Regular	4.0
<input type="checkbox"/> FCMCL12			4.0

- Select 2 Alternates under **Alternate requests**
- Once you have selected all your courses, hit **POST!**

The screenshot shows a web form with the following sections and annotations:

- Alternate requests**: A table with a header row containing 'Subject area' and 'SchoolCourse > Descript'. Below the header, there is a row with a 'Select...' button and the text 'Electives'. A red box labeled 'Select 2 Alternates' is positioned over the 'Electives' text, with a red arrow pointing to the 'Select...' button.
- Notes for counsellor**: A text area containing the text 'Please speak to your counsellor directly rather than using this feature'. This text is enclosed in a red box.
- Post**: A button with a circular arrow icon and the text 'Post'. A red box labeled 'Once you are finished and are happy with your sections, hit POST.' is positioned over the button, with a red arrow pointing to it.



Due date:

Tuesday, February 17th

Please hand in your **Course Planning Form** to your counsellor. There is a box for this next to **Mrs. Sim's** office door in the Counselling Suite once you have completed in MyEd and make sure the selections **MATCH**. The courses you selected in MyED should be the same courses you selected on your Course Planning Form.