



Welcome





# COURSE PLANNING for Grade 9's






## Land Acknowledgement

With deep gratitude and respect, we are honoured to be learning and unlearning on the ancestral and unceded lands of the x<sup>w</sup>məθk<sup>w</sup>əy̓əm (Musqueam), Sḵwxwú7mesh Úxwumixw (Squamish Nation) & səlilwətał (Tsleil-Waututh Nation).

# Who is Your Counsellor?

| Last Name | Counsellor                     |
|-----------|--------------------------------|
| A to Gr   | Mr. Milinazzo                  |
| Gs to L   | Ms. Radic                      |
| M to Te   | Ms. K. Tanner<br>Ms. C. Davies |
| Tf to Z   | Ms. VanderKlippe               |





Adopt a positive “can-do, everything will work out”  
mindset around course planning.



# You are not alone

**Reach out and ask for assistance if  
needed**

There is plenty of help from your  
counsellor, teachers,  
parents/guardians, siblings,  
friends, etc.



# Course Selection

1. An important process that takes time and effort
2. School timetable is created by students' course requests
3. Take the time to research and choose wisely

Please make the time to choose carefully.



It will pay off in the long run!



# ROAD MAP

## Course Planning 2023-2024



### STEP 1

- Student Presentation: **Assembly Feb 7**
- Everything students need to know about course selection 😊
- This power point presentation will be uploaded to the school website



### STEP 2

- Parent/Guardian Info Session: **February 15<sup>th</sup>**
- This power point presentation will be uploaded to the school website



### STEP 3

- Students self-reflect/Discuss options with family, teachers, peers
- Read course descriptions/Dream of the future/Consider balance
- Ensure they can log in and use MyEd



### STEP 4

- Students input their **Course Requests in MyEdBC** from home  
**(Student portal open Feb.7<sup>th</sup> – Feb.20<sup>th</sup>)**



### STEP 5


- Schedule an appointment with their counsellor for additional assistance if needed



# The Lord Byng website is your friend!

<https://www.vsb.bc.ca/lord-byng/page/2820/course-planning>

- Course Planning Guide (includes course descriptions)
- Printable course planning sheets (for planning only)
- Course planning presentations for each grade (this one, and other grades if you'd like to look ahead)
- Grad requirements
- MyEd BC instructions on how to enter course requests from home
- Staff Directory for email addresses



# Dogwood Diploma

The B.C. Certificate of Graduation or "Dogwood Diploma" is awarded to students who successfully complete the provincial graduation requirements.

Students require a minimum of 80 credits to graduate.

Of these 80 credits:

- At least 16 credits must be at the Grade 12 level, including a required Language Arts 12 and Career Life Connections
- At least 28 credits must be elective course credits
- Effective July 1, 2023: At least 4 credits must have an Indigenous focus.
- 52 credits are required from the following:
  - Career-Life Education (4 credits), and Career-Life Connections (4 credits)
  - Physical and Health Education 10 (4 credits)
  - Science 10 (4 credits), and a Science 11 or 12 (4 credits)
  - Social Studies 10 (4 credits), and a Social Studies 11 or 12 (4 credits)
  - A Math 10 (4 credits), and a Math 11 or 12 (4 credits)
  - A Language Arts 10, 11 and a required 12 (12 credits total)
  - An Arts Education 10, 11, or 12 and/or an Applied Design, Skills, and Technologies 10, 11, or 12 (4 credits total)

In addition, students must also complete three graduation assessments:

The Grade 10 Numeracy Assessment was introduced in 2018

The Grade 10 Literacy Assessment was introduced in 2019/20

The Grade 12 Literacy Assessment will be introduced in 2021/22


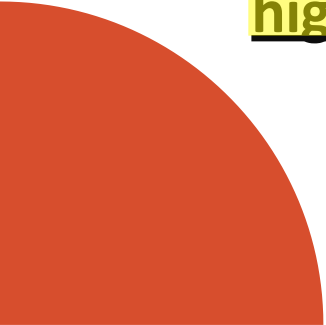
Check out LB school  
website:

[Grad Requirements](#)



# Questions about Graduation



- Ministry of Education Website: [Ministry Website](#)
  - LB School Website: [LB Course-Planning](#)
  - **NOTE: University requirements are different from high school graduation requirements**
- 
- 

# Grade 10 Courses

NOTE: Grad requirements start in grade 10 including Literacy and Numeracy Assessments; Gr. 10 courses count towards graduation

1. Socials 10\* *BATCH ENTRY*
2. Science 10\* *BATCH ENTRY*
3. Career Life Ed 10\* *BATCH ENTRY* *Off Timetable*
4. An English 10 (EFP or COMP/LIT) \_\_\_\_\_
5. a Math 10 (FMP or WPM)
6. a PE10 (PE10, Dance 10, Fitness 10)
7. Language 10 or Elective or Skills
8. Elective
9. Elective

**NOTE:** Off-Timetable Electives means some students have +9 courses

# LORD BYNG ENGLISH COURSES

(Revised Feb. 2024)

## English Course Options to Fulfill REQUIREMENTS

BLUE boxes are course for students in the Main School.

YELLOW boxes are courses for students in Byng Arts.

GREEN boxes are courses open to all students, in both the Main School and Byng Arts.

ORANGE font courses are in the English First Peoples stream. Any one of these courses will fulfill the Indigenous-focused graduation requirement.

English 8

OR

English 8  
(Byng Arts)

English 9

OR

English 9  
(Byng Arts)

English First Peoples  
10: Lit Studies &  
Writing

OR

English 10:  
Lit Studies &  
Composition

Literary Studies 11  
(AP Preparation)

OR

English First Peoples  
11: Lit Studies &  
Spoken Language

OR

Literary Studies 11

English Studies 12  
(AP Preparation)

OR

English First Peoples  
12

OR

English Studies 12

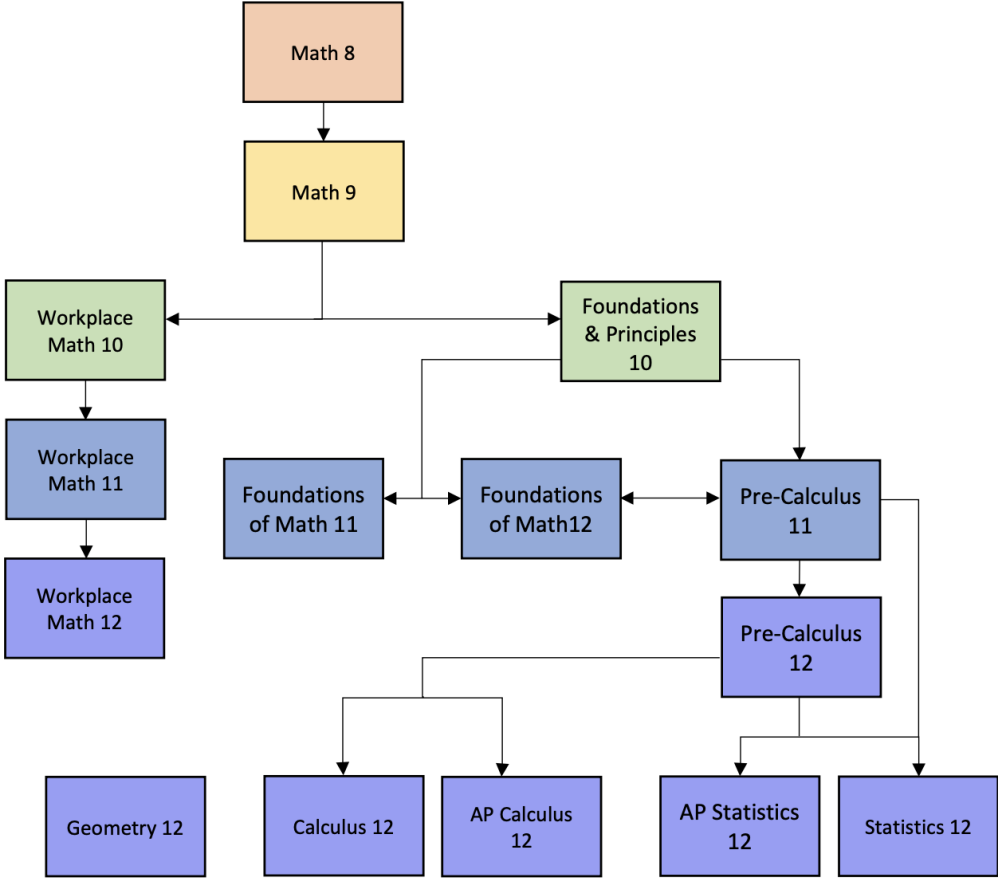
## Senior English ELECTIVES

- Open to ALL students in Grades 11 & 12, both Main School and Byng Arts.
- Teacher permission is NOT required.
- CANNOT be used to replace a Grade 11 or Grade 12 Language Arts graduation requirement (e.g., English Studies 12).
- Literary Studies 12 (British Literature) counts as an approved academic course for university admission.
- Creative Writing 12 is accepted by some universities as an academic course.
- If these courses are oversubscribed, priority goes to Grade 12s. Students in the Main School and in Byng Arts will have equity of access.

Literary Studies 12  
(British Literature)

Creative Writing 12

# LB Math Options



# SKILLS

*A skills block provides students with support throughout the semester*

- ✓ You must already be in a Skills block to sign up for one next year

# HOT TIPS

Do not make choices based on what your friends are doing.

What are YOU passionate about? What makes YOU curious?

Take the time to read the Course Planning Booklet thoughtfully.

Talk to teachers. They can tell you what to expect from their courses.

Make a back-up plan—Provide 1st, 2nd and 3rd choices!


Course changes are unlikely in September. Think it over and make meaningful choices.





Suggestion  
Try something new! Broaden your  
experiences

Show that you are open-minded and willing to try something different, even if you end up not liking it. Taking a different type of course proves flexibility and it will pay off when applying for post-secondary!



# Grade 10 Electives

Business  
Educ.

Computer  
Studies

Technical  
Educ.

Fine Arts

Modern  
Languages



# BYNG ARTS



# BYNG ARTS Core Courses:

English 10 no longer batch entered– must pick EFP 10 or Comp & Lit 10

Social Studies 10 BATCH ENTERED

Science 10\* BATCH ENTERED

Math 10

French 10

Physical and Health Education 10 or  
PE10 Dance or PE10 FITNESS

Career Life Education 10\* BATCH ENTERED (Off time-table)

# BYNG ARTS Electives:

Visual Art

Drama

Band

Strings

Choir

Media Arts

Music



Choose the BA electives \*\*See Page 15 in our Course Planning Guide

- Gr. 10 Visual Arts: *Visual Art 10 Honours and 1 more Art course*
- Gr. 10 Drama: *Drama 10: Coaching and Performance 10*
- Gr. 10 Music: *at least 2 Music courses (at least one on timetable)*
- Gr. 10 Media Arts: *Media Arts 10 Advance and 1 more Fine Arts course*



## My Graduation Program

My total credits = \_\_\_\_\_

|   | Grade 10                                  | Credit |
|---|---|--------|
| 1 | English 10 or equivalent                  | 4      |
| 2 | Social Studies 10                         | 4      |
| 3 | Any Math 10                               | 4      |
| 4 | Science 10                                | 4      |
| 5 | Physical Education 10                     | 4      |
| 6 | Applied Skills (or Fine Arts 10/11 or 12) | 4      |
| 7 |   |        |
| 8 |   |        |
| 9 | Career Life Education 10                  | 4      |

|   | Grade 11                            | Credit |
|---|-------------------------------------|--------|
| 1 | English 11 or equivalent            | 4      |
| 2 | Social Studies 11, or 12 equivalent | 4      |
| 3 | Any Math 11 or 12                   | 4      |
| 4 | Any Science 11 or 12                | 4      |
| 5 | *                                   |        |
| 6 | *                                   |        |
| 7 | *                                   |        |
| 8 |                                     |        |
| 9 | Career Life Connections 12A         | 2      |

|   | Grade 12  | Credit |
|---|---|--------|
| 1 | English 12 or equivalent                        | 4      |
| 2 | **  |        |
| 3 | **  |        |
| 4 | **  |        |
| 5 | **  |        |
| 6 |   |        |
| 7 |   |        |
| 8 |   |        |
| 9 | Career Life Connections 12B<br>Capstone Project | 2      |



## Next steps:

- **Read through the course planning guide carefully (on our Lord Byng website under Guidance and Support>Course)**
- **Do some career exploration work through My Blueprint or Career Cruising. See link: [Career Cruising](#)**
- **Ask teachers of future course(s) questions if you are still uncertain as to what a course entails**
- **Ask students who have already taken the course**
- **Discuss course options with your parent(s)/guardian(s)**
- **Schedule an appointment with your counsellor if you are stuck or would like to further discuss**



**DUE: Feb. 20**

- ✓ If you plan to take courses online/summer school, you **MUST** inform your counsellor before the end of June, so that your timetable can be updated

## **1. Course Requests in MyEd from home**





# To do by Feb. 20<sup>th</sup> :

## 1. Enter course selection requests in MyEd

- ❖ [MyEd BC Instructions](#) step by step on how to do this 😊
- ❖ Open for students from Feb 7<sup>th</sup> – Feb. 20<sup>th</sup>



The screenshot shows the login interface for MyEducation BC Prod 7. It features a title bar at the top, followed by a 'Login ID' field with a text input box. Below that is a 'Password' field with a text input box and a link for 'I forgot my password'. At the bottom left of the form is a 'Log On' button.

---

# Questions?

We are here to help!

[kmilinazzo@vsb.bc.ca](mailto:kmilinazzo@vsb.bc.ca)

[jradic@vsb.bc.ca](mailto:jradic@vsb.bc.ca)

[ktanner@vsb.bc.ca](mailto:ktanner@vsb.bc.ca)

[cdavies@vsb.bc.ca](mailto:cdavies@vsb.bc.ca)

[mvanderklippe@vsb.bc.ca](mailto:mvanderklippe@vsb.bc.ca)

---

