

# WELCOME TO KINDERGARTEN



## Book: Beautiful You, Beautiful Me

### TALK

“Beautiful You, Beautiful Me” explores the feelings of a mixed heritage child who notices differences between herself and her mother; and who finds beauty, self-love, acceptance and belonging in their differences.

**Listen:** Behind the Book “Beautiful You, Beautiful Me” from the author:

<https://www.youtube.com/watch?v=pPPdDTtAhHE&t=7s>

**Talk:** Read this book together as a family, and have a conversation about the differences and similarities of people who are in your child’s life, e.g. family, classmates, teammates, neighbor’s, etc.

### Conversation Ideas:

- Look at class/team photos and have conversations about their peers in the photos:
  - Ask about the number of friends in the class. (Great for counting.)
  - Talk about their differences, e.g. hair color and length, eye color, skin color, height, culture/ethnicity, ways of dressing, etc. (Create a statistic board and do comparisons. Count how many friends have long hair, short hair, brown eyes, blue eyes, etc.)
  - Talk about differences in preferences, e.g., I like apples, you don’t.
  - Use positive, inclusive and appropriate language when discussing differences.
  - Talk about similarities, e.g., their interests, favorite toys, food, sport, etc. (Even though people have physical differences, we are very much alike.)
- Suggest readings of “Shades of People” and “We are All Alike...We are All Different” to aid in discussions.

### READ



**Beautiful You, Beautiful Me** by Tasha Spillett-Sumner:



<https://youtu.be/aORa42YINh0>

**We Are All Alike...We are all Different**

by Cheltenham Elementary School:

<https://www.youtube.com/watch?v=7h2sVeuDCil>





**Shades of People** by Shelley Rotner & Sheila M. Kelly:

<https://www.youtube.com/watch?v=GigCKX8rBSs>

**Hair Love** by Matthew A. Cherry:

<https://www.youtube.com/watch?v=OSz3xfdirE>

## CREATE

### Family Photo:

Draw a picture of your family. From the crayons provided in the WTK bag, match the closest color to the skin tone of your family members and color the picture.



**Extension:** use drawings to make family finger puppets or stick puppets.

**Be inspired:** Create your own family or friends version of “We are All Alike....We are All different”. Draw pictures or write down similarities and differences between family members or friends.

## PLAY

### Skin color match-ups:

- Material: white paper or cardstock + skintone crayons
- Instructions:
  - Cut 16 pieces of equal size cards.
  - Create 8 pairs of matching cards using skintone crayons
  - Option: draw faces on the cards.
- To play: turn cards over and find matching pairs.
- Variation: Create matching cards with different skin colors and various facial expressions.
  - To play: find matches of the same color and facial expressions.



**Music for everyone:** As a family.....

- Listen and dance to music from around the world.
  - World music guide: <https://worldmusic.net/blogs/guide-to-world-music>
  - World music from different cultures:  
<https://www.youtube.com/watch?v=DAhLXLj4UuE>
- Extension:
  - **Global Music Passport:** Choose a piece of music from the world music guide (noted above) and learn something about the country (e.g., type of housing, food, clothing, national flag, national flower, etc.), and draw a picture of it in the passport. See how many pictures you can “collect” in your passport.



Try out games from other cultures:

<https://www.parents.com/fun/games/educational/games-from-around-the-world/>