

# WELCOME TO KINDERGARTEN






## Magnetic Letters and Numbers

### TALK

- Recognition of letters is an important first step for reading and writing. Children need to know letter names, as well as letter sounds, before they can put them into words and learn how to read.
- Recognition of numbers supports the development of other number skills, such as counting.
- Sing and Move Together:
  - **Yoga Alphabet** by Bari Koral: <https://youtu.be/O0Bb5T2-b1A>
  - **ABC Song for Children (Phonics and Alphabet)** by the Kiboomers: <https://youtu.be/nKYCy4ZNBpU>

### READ

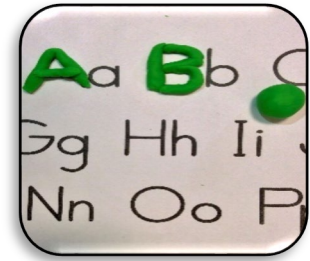


- **Canada ABC** by Paul Covello: <https://youtu.be/F2K0KbmlFaw>
- **Chicka Chicka Boom Boom** by Bill Martin Jr. and John Archambault: [https://www.youtube.com/watch?v=6VWfRci8\\_o4](https://www.youtube.com/watch?v=6VWfRci8_o4)
- **Canada 123** by Kim Bellefontaine and illustrated by Per Henrik Gurth: [https://youtu.be/oEwGdTPv\\_9Y](https://youtu.be/oEwGdTPv_9Y)

## CREATE

**Playdough** is an excellent sensory experience for children. For a playdough recipe, check out the playdough section.

- Make letters & numbers to match the ones on the chart.
- Make letters in your child's or family member's names.




## PLAY

**Matching:** Match letters/numbers to charts, to things you find in your house (e.g. books, calendars, cereal boxes, etc.)

**Sorting:** Sort the magnetic sets by uppercase letters, lowercase letters, numbers, colors, shapes (e.g. round letters/numbers, straight edge letters/numbers)

**Sounds:** Talk about the different sounds each letter makes. Encourage your child to think of other words that start with the same sounds.



### Counting Activity:

- **Material:** bowls/muffin tray, a pair of tongs (optional) and pompoms (or cotton balls, chopped up fruits, anything that can fit into the bowls/tray).
- **Direction:** Place a magnetic number in each bowl and have your child place items to the corresponding number.

