

# Secord News

Volume II, October 2021

## SAFETY CORNER

Walking is good for your health, and the environment too. But before you head out there are some safety tips to remember. See page 5 ...

### INSIDE THIS ISSUE:

Safety Corner	1
Dates to Remember	1
Mini School Registration	1
Safe Arrival	1
Secord House Teams	1
No School	1
Kindergarten Registration	2
Sibling kindergarten registration	2
Immunization Clinics	3
Emergency Preparedness	3
Are you a Newcomer parent	3
Traffic & Parking Safety	4
Get to Know Us	4
Walk & Roll	4
Safety Awareness Corner	5
Allergies	5
Div. 6 Truth and Reconciliation	5
Art Div 27 and Div 14	6
Our Admin Team	6
Student Sign Out Policy	6
VSB Dog Code	7
Safety Protocol	7
VSB Halloween	8
Halloween treats	8
5 Halloween tips	8
Halloween 2021	9 & 10
Helpful Links	10
PAC News	11
Language support for FI Students	11

## Dates to Remember

Wednesday Oct 6 <sup>th</sup>	X Country mini meet Trout Lake
Thursday Oct 7 <sup>th</sup>	Annual Terry Fox Run
Monday Oct 11 <sup>th</sup>	Thanksgiving Day- No School
Wednesday, Oct 13 <sup>th</sup>	X Country mini meet Trout Lake
Thursday Oct 21 <sup>st</sup>	Pizza Hot Lunch
Friday Oct 22 <sup>nd</sup>	Pro D Day – school not in session
Wednesday Oct 27 <sup>th</sup>	Photo Retakes
Thursday Oct 28 <sup>th</sup>	Gr. 6/7 Immunization clinics
Sunday Oct 31 <sup>st</sup>	Halloween See our tips for a safe evening



## Mini School Registration

Grade 7s, are you looking for something different? Secondary school is next year and all of a sudden you have options, options, options! If you're interested in any of the Mini School options, please [click here](#) for everything you'll need to know, including the Information Night schedule.




Good luck all!



To Report Your Child's Absence – Please Call (604) 713-5159 ext 74 prior to 9 am on the first day of the absence.

## Secord House Teams

As some of you may know, here at Secord we have traditionally run 'House Teams' in which everyone is assigned a team colour and a mascot. House Team events in which we can earn points for our teams will occur throughout the year. More info and event dates will be shared.

			
Grizzlies (green) Strength in Courage	Ravens (red) Strength in Wisdom	Orcas (blue) Strength in Unity	Wolves (yellow) Strength in Loyalty

### Reminder....

#### NO SCHOOL FOR STUDENTS ON:

Monday, October 11  
(Thanksgiving)  
&

Friday, October 22nd  
(Provincial Pro D Day)





Parents Guardians;

Do you have a child born in 2017. If you do please register them during the priority Registration period. November 1<sup>st</sup> – January 29<sup>th</sup>. For September 2022 Kindergarten.

If the older sibling is in French Immersion, please make sure you have registered in your English catchment school by the 1<sup>st</sup> week in January. The Choice program registration starts mid -January



**Kindergarten registration for children born in 2017 begins on November 1.**

All kindergarten applicants are required to submit an application to their English catchment elementary school. This includes families who wish to apply for District programs (Early French Immersion, Montessori, Indigenous Focus School, Early Mandarin Bilingual, Nootka Fine Arts) and/or a cross boundary placement.

The priority registration period for kindergarten opens on **November 1, 2021 and closes at 4 pm on January 28, 2022**. Students who submit an application within this priority period will be accommodated before late applicants.



**1 Apply Online**



**2 Visit your catchment school with necessary documents**

Applying for kindergarten is a **2-step process**:

**Step 1:** Completion of an online application form

**Step 2:** Verifying documentation

- Contact your English catchment school office to set up an appointment to bring your supporting documentation
- Bring supporting documentation to your English catchment school office during your scheduled appointment

**Supporting Documents Needed:**

1. Proof of residence in Vancouver
2. Child’s birth certificate
3. Immigration documentation (if applicable)
4. Immunization records
5. Court orders/documents (if applicable)

If you want to apply for a District program or cross-boundary, you must first apply to your English catchment elementary school. Applications for District programs and cross boundary placements will begin to be accepted in early 2022.

**Grade 6 & 7**

- Grade 6 immunizations will be happening as normal (routine Human Papillomavirus [HPV] vaccine and any other outstanding vaccines)
- This year's Grade 7 students (who have not yet received their Grade 6 vaccinations) will also be included in the Fall Immunization Clinic
- Those who are in Grade 7 (who will be 12 years old by the end of 2021), will also be offered the Covid vaccine if they have not yet received 2 doses
- The **Grade 6/7** immunization clinic will be: **Thursday, October 28, 2021**
- Another clinic will be held in the Spring for the second HPV vaccine (as it is a 2-dose series): **Thursday May 26, 2022**



## Are you a Newcomer Parent?

Are you new to VSB, Vancouver, or even Canada? Vancouver School Board has a department you may be interested in: The [Newcomer Welcome Centre](#). You may not be aware of how many resources are available to you. For example our SWIS team (Settlement Workers in Schools) and Multicultural Liaison Workers are presenting [free workshops](#)! Take a look and even wander the website. We think you'll be pleasantly surprised 😊



### Settlement Workers in Schools

"Supporting and Connecting Families in Schools & Communities"

## Emergency Preparedness

Over the course of the school year, we will hold several fire drills and emergency evacuation practices. In our drills, students and staff practice "drop and cover" procedures (taking cover under tables, etc. and holding for 1 full minute), safely evacuating the building and gathering on the grass field. The goal during an earthquake evacuation is to evacuate the building safely and quietly, not necessarily quickly. In an emergency, various specially trained staff emergency response teams, including district radio communication, execute their own procedures. We have adequate materials and supplies to properly care for students until they can be safely released to their families.

In case of a real emergency, we can anticipate that children and parents both will be worried about their family members' health and safety. The school has specific student release procedures in place to ensure that families are re-united as quickly and safely as possible, and to ensure accountability and tracking of each student's safe release.

**To this end, we must ask for parents' cooperation during a real emergency:**

- Students and parents will likely be quite excited and anxious to be together. Parents **MUST** follow the directions of school staff.
- Parents arriving to pick up their child(ren) should report to the station, set up on 10<sup>th</sup> Avenue. Please **DO NOT** simply take your child with you without reporting to the teacher first. Please explain to your child that, even if they see you, they are not to run to you—you'll be reunited soon enough.
- Please ensure you keep your "emergency contact" information current. This includes people who have your permission to take your child in the case of an emergency as we cannot release children to adults for whom we do not have prior consent. Also, please keep your eyes open for yellow reunification forms coming home shortly.

Should there ever be a need for an off-site evacuation, our designated off-site assembly area is at Trout Lake.



# VSB/VPD Traffic & Parking Safety

There are many, many pedestrians, cars, cyclists, scooters and skateboards making their way to and from Secord each day. Please familiarize yourself with the [parking/traffic signs](#) around our community and the corresponding bylaws and rules. Let's all work together to keep our children safe.

For more safety tips and information, please see our **Safety Awareness Corner** on the next page and the city of Vancouver's [website](#) re School Active Travel Planning.



## WALK + BIKE + ROLL SAFETY TIPS

Keep the area around your school a safe place to walk, cycle and roll by following the posted signs. If you are driving, consider parking several blocks away and walking to the school. It's an active way to start and end the day.

<div style="display: flex; justify-content: space-between;"> <div style="width: 45%;">  <p><b>School Crosswalk</b> Drivers must yield to pedestrians and remain stopped at every marked and unmarked intersection until they reach the other curb.</p> </div> <div style="width: 45%;">  <p><b>School Zone</b> This sign reminds drivers they are entering a school zone and they should be alert.</p> </div> </div>	<div style="display: flex; justify-content: space-between;"> <div style="width: 45%;">  <p><b>Speed Humps</b> Speed humps are installed to reduce the speed of traffic and calm the street. Slow down around the school.</p> </div> <div style="width: 45%;">  <p><b>School Zone Speed Limit</b> On local streets in the school zone, drivers need to slow down to 30 km/hr between 8 AM to 5 PM.</p> </div> </div>
<div style="display: flex; justify-content: space-between;"> <div style="width: 45%;">  <p><b>No Stopping (School days)</b> No vehicles are allowed here between 8 AM - 5 PM. This keeps sightlines clear and gives emergency vehicles somewhere to park.</p> </div> <div style="width: 45%;">  <p><b>Bus Zone</b> Only buses may park here.</p> </div> </div>	<div style="display: flex; justify-content: space-between;"> <div style="width: 45%;">  <p><b>No Parking (School days)</b> Drivers may stop for no more than five minutes to drop-off and pick-up. A legal parking spot should be found to wait longer or enter the school.</p> </div> <div style="width: 45%;">  <p><b>3 Minute Parking (School days)</b> These spots are for quick pick-ups and drop-offs. Park and collect your child quickly to create a spot for another vehicle.</p> </div> </div>



**Safety Patrols**  
Patrols direct and help students at intersections near the school. Please respect all safety patrols around schools in Vancouver. Children are still learning the rules of the road and may not do as directed or expected. Be prepared to react.

Be mindful about how you travel on our city streets, sidewalks, paths and bike facilities.  
Learn more: [www.vancouver.ca/schoolactivetravel.ca](http://www.vancouver.ca/schoolactivetravel.ca)





**Hello my name is Alison Ho. I am the newest member of the office staff at Laura Secord.**

**Some fun facts about me... I grew up in a small town on Vancouver Island and lived there until my early 20's when I made the choice to move to Vancouver to go to college.**

**Before joining VSB in 2020 I worked at a local yoga studio in a management role.**

**After spending last school year as an on call office employee I am happy to now call Laura Secord my permanent school. I look forward to meeting all the staff, students and parents this up coming school year!**



## Walk & Roll? Nope, Just Walk

### WALK, DON'T ROLL

For safety reasons, please note that **no wheels are allowed on school grounds from 8:40 am – 3:20 pm**. What does that mean? Before reaching school grounds, you must stop using your bike, scooter, skateboard, unicycle, heelies – ANYTHING THAT HAS WHEELS, and safely walk your mode of transportation onto school grounds. If a skateboard or scooter is your child's transportation to school, it must be carried to the classroom. There it will remain, until carried off school grounds at the end of the day.

# Safety Awareness Corner

*Awareness without action is worthless.*

Walking, cycling, driving...there are a lot of people on the roads and now that the darker weather is coming, take note of these safety tips.

- **Leave word.** Tell somebody or leave a note at home about where you plan to go and how long you plan to be out.
- **Identify yourself.** Walk with proper ID.
- **Use the sidewalk.** If a sidewalk is available, walk on the sidewalk.
- **Face traffic.** It's easier to see, and react to oncoming cars. And cars will see you more clearly too.
- **Be seen.** Wear high-visibility, brightly colored clothing. When out near or after sunset, reflective materials are a must.
- **Watch the hills.** When they crest hills, drivers' vision can suddenly be impaired by factors like sun glare or backdrops.

## Allergies




École Laura Secord Elementary is allergy-aware! Please note that parents are asked to avoid sending foods containing nut or peanut products to school with their children due to severe allergies to these particular foods. This includes all types of nuts including pistachios, cashews, walnuts etc.

As peanut/nut butter tends to stick to surfaces, please wash your child's hands if you give them these foods for breakfast before school.

We are also a scent-free school as we have a number of people in the building who are severely allergic or have respiratory illnesses. Please refrain from using strongly scented colognes, hand creams or soaps.

If there are questions or concerns, please contact Mrs. Myers for further information. Thank you in advance for your cooperation.

### Div 6 Truth and Reconciliation



Div. 14 Self Portraits



Div 27



**OUR ADMIN TEAM**

### Student Sign Out Policy

Once the children arrive at school, they remain under the care of the school staff until the end of the day. Please be advised that students need to be signed out before they leave. Once you have phoned the office, the students will come to the office and be signed out. Then the office staff will see the student out the door and make eye contact with the parent.



# VSB Dog Code

As adorable as this picture is dogs can be very intimidating to children and adults alike, as well as triggering allergies.

**Do not** bring your dog onto school grounds during school hours and if you're walking them, ensure they are leashed at all times. Thanks for your attention.



## Safety Protocol

All visitors are to phone the school office from outside of the school.

We are always very concerned about our students' safety. You may be approached on the playground to identify yourself by one of our staff members if they do not recognize you. This is standard safety protocol at all schools to ensure unauthorized people are not on the school grounds.

Thank you for your understanding.



**The Vancouver School Board**  
**Dog Code**



**Dogs permitted weekdays from 6-8 am and 5-10 pm**  
 and on weekends, except when fields in use. Please don't let your dog be a nuisance. Follow the code to ensure you are a responsible owner. There are penalties for ignoring the code.

- Dogs not allowed within 15 metres of children's playgrounds.**
- Leash dogs while entering and exiting the school grounds.**
- Dog owners must pick up and remove waste.** Bylaw 7528 (6.1) Fine \$50
- Dogs must be wearing a valid licence.** Bylaw 7528 (5.1) Fine \$50
- Vicious dogs are not permitted.** Bylaw 7528 (4.5) Fine \$200
- Dogs not permitted on playfields while organized play is in progress**

**Please respect the following dog-etiquette.**

- Ensure that dogs vaccinations are current.**
- Have voice-control over your dogs & don't allow them to dig holes.**
- Keep early morning and evening noise to a minimum.**

VSB Vancouver School Board  

# Hallowe'en Safety

Did you know that the Vancouver Board of Education spends over \$500,000 a year repairing damage done to schools by vandalism? With your help the dollars saved go towards providing a better educational environment for our children.

So, what can you do this Hallowe'en?

## CALL 911

If you see persons acting suspiciously around your school, for example:

- on the roof of a school
- throwing objects at windows or doors
- shooting weapons of any kind
- partying
- destroying shrubbery or playground equipment
- lighting fires
- painting or marking school buildings with graffiti
- committing any other suspicious acts

When you call **911** you need not give your name. Give the name of the school, location, and tell them what is happening. School officials will assist police in prosecuting and seeking restitution. Help us make better use of your education dollars.

And this is what the Vancouver Board of Education does:

- encourages residents living near schools to report to police any vandalism or suspicious activities at schools
- provides exterior security lighting and permanent electronic devices to monitor intrusion and fires in schools
- identifies graffiti and provides photographs and evidence to police
- provides information leading to conviction of vandals
- cooperates with the police, courts, and other agencies for security patrols and court actions
- seeks restitution for the costs of vandalism

These combined efforts have significantly reduced school vandalism; however, more progress may be made with your help.

### Five more Halloween tips:

- 🍬 Offer regular meals and snacks, including dinner, before children go trick-or-treating.
- 🍬 At Halloween parties, include choices from Canada's food guide such as popcorn, roasted pumpkin seeds, fruit kabobs, and hot chocolate made with milk or fortified soy beverage.
- 🍬 With younger children, trick or treat at only a handful of houses.
- 🍬 Remind your child to brush with fluoride toothpaste twice a day.
- 🍬 Create a system where your child can choose to trade their treats for non-food items like fancy pencils, money, or swim passes.



## Halloween Treats: How much is OK for Kids?

Halloween is a favourite holiday for many children. But after the fun of trick or treating is over, how do we approach all the leftover sweets? Involving children in managing their Halloween treats can actually be a great learning opportunity for them to regulate their own eating and support a healthy relationship with food. If children are given unlimited access to sweets from time to time, they are actually less likely to eat too many sugary foods in the long run.

<http://www.vch.ca/Documents/Halloween-Treats.pdf>



### Try these three steps\*:

1. Let your child get excited, sort, and eat as much as they want on Halloween night and the next day.
2. After the second day, ask your child to put the treats away and keep it to only sit-down meal and snack times. They can choose a couple of pieces at meals and as much as they want at snack. You offer structure and this teaches them to manage sweets with other foods they eat.
3. If your child can follow these steps, they can be left

in charge of the treats. Otherwise, follow step 2 until they can stick to the structure. By following these steps, your child will still feel in control of their stash of candy and you will still be in control of what is offered at meals and snacks.

\*Adapted from Ellyn Satter's article The sticky topic of Halloween candy



# Halloween 2021

## Halloween



Celebrate less socially and trick-or-treat locally this Halloween!

- Skip Halloween parties this year
- Trick or treating in small groups can be a safe and a fun activity
- Get creative in making space when handing out treats

### No matter how you celebrate Halloween this year...

1. Turn off your porch light and stay at home if you are sick or self-isolating.
2. Try including a non-medical mask or face covering as part of your costume.
  - Costume masks should not be worn over non-medical masks or face coverings as that may make it difficult to breathe.
3. Wash your hands or use hand sanitizer often.



### Skip Halloween parties this year

1. Leave the parties behind.
  - 👻 Indoor gatherings, big or small, put people at higher risk of getting COVID-19.
  - 👻 Celebrate with your favourite Halloween movie or other traditions that you can do with your household or social group.
2. If you host or attend a small party, keep it within your social group (Stick to six).
  - 👻 You should know everyone who attends, no plus ones.
  - 👻 Follow our guidelines for [safer celebrations](#).
  - 👻 Don't pass around snacks, drinks, smokes, tokes, and vapes
  - 👻 Be more outside, than inside. Keep your space well-ventilated with windows open.
  - 👻 Avoid using props that can cause coughing, such as smoke machines.
  - 👻 Be careful with hand sanitizer and open flames - hand sanitizer is very flammable!
  - 👻 on stairs and sidewalks.
  - 👻 If you can, stand outside your door to hand out treats. Then kids won't need to touch the door or doorbell.
  - 👻 If you're unable to sit outside to hand out treats, [clean and disinfect](#) doorbells and knobs, handrails, and any other high touch surface often during the evening.



## Trick-or-treating can be done safely by following these tips



1. Respect homes by staying away if the lights are out.
2. Keep to your local neighbourhood this year.
  - 👻 Avoid trick-or-treating in busy areas or indoors (in places like malls) since there may not be enough space to distance. Indoor spaces may require a non-medical mask or face covering.
3. Trick-or-treat in a small social group, stick to six people.

Leave space between you and other groups to reduce crowding

1. Wash your hands before you go out, when you get home, and before eating treats.
  - 👻 Keep hand sanitizer with you if eating treats on the go.
  - 👻 You don't need to clean every treat. You should instead wash your hands after handling treats and not touch your face.



## Get creative handing out treats

1. Get creative!
  - 👻 Use tongs, a baking sheet or make a candy slide to give more space when handing out candy.
  - 👻 Plan to hand out individual treats instead of offering a shared bowl.
  - 👻 Only hand out sealed, pre-packaged treats.
2. Wear a non-medical mask that covers your nose and mouth when handing out treats.
3. Be more outside, than inside.
4. If you are decorating, avoid props that can cause coughing, such as smoke machines.
5. Help make trick-or-treating more [accessible](#) to everyone by handing out treats from the bottom of your stairs or at your curb-side.

<http://www.bccdc.ca/health-info/diseases-conditions/covid-19/social-interactions/halloween>

**Laura Secord Elementary**  
2500 Lakewood Dr  
Vancouver, BC  
V5N 4V1

**Phone** 604-713-4996

**Director of Instruction:**  
Alison Ogden

**Liaison School Trustee:**  
Estrellita Martin-Gonzalez

**PAC Chairs:**  
Shahira Sakiyama & Zahra Esmail



**We're on the Web!**  
<https://www.vsb.bc.c>

**School Calendar**

**PAC**

**PAC is on Twitter!**  
[@SecordPAC](#)

Editor: Karen Scott



## PAC NEWS

- **The Annual General Meeting (AGM): Tuesday October 19th, 7-8:30pm. Zoom link coming soon.**

The Annual General Meeting (AGM) is where we approve this year's budget and vote in a new PAC Executive.

All executive positions are voted in. Some positions still need volunteer executives!

Anti-Racism Committee Representative

Co-chair

**Looking forward to seeing you there!**

- The Big Sisters of BC organization is offering a Study Buddy Program. Here is more information:

 [Refer a Little.jpg](#)

 [LSSB Referral Form.pdf](#)

- The ARC has put out a statement and shared some resources in honouring the National Day of Truth and Reconciliation, Orange Shirt Day. Have a look.

<https://mailchi.mp/b0d1771de9ea/arcmessagesept21?fbclid=IwAR0x8J-bzuvgyo2fY-IMHy7vjJgvODqFqnnnZEaYEvErsKKcpeEbQGIFbAo>

- The pumpkin patch is back this year! The one day of the year where Laura Secord's field transforms into a mighty pumpkin patch. This highly anticipated event will take place on Thursday, October 28th. Every child will have the opportunity to pick their own pumpkin to take home. (Please send an extra bag to school to help them carry it home. Reusable shopping bags work well.)

Parents, we need volunteers! The most important part is transforming the field early in the morning (arrive at 7:30) as we need to unload the pumpkins and spread them around before the kids arrive at school. Wheelbarrows needed! [Sign up here.](#)

### Language support for French Immersion students

Dear French Immersion parents,

We are reaching out to all Parent Advisory Committees of French Immersion Schools in Vancouver and the Lower Mainland to inform parents of how we support children's French education.

As part of our services, we offer **after-school courses, DELF examinations (for external credits in Grades 10 to 12), French tutors, holiday camps, access to our library with over 10,000 French media, and other valuable resources for children and parents.** We also host over 60 cultural events throughout the year to promote local and international francophone cultures. As a part of the francophone community, we would love to hear how we can help your committee. Please share with us if we could assist with any of your projects!

Attached to this email, you will find an informative brochure that will help parents explore the options available to them. We would appreciate it if you would share this resource with parents at your school.

We wish you all a great school year, and we hope to meet you at one of our cultural events!

Best regards,



Patricia BONILLAS

(Elle /She/Her)

Marketing

(604) 327-0201

ALLIANCE FRANCAISE DE VANCOUVER

[www.alliancefrancaise.ca](http://www.alliancefrancaise.ca)

Here is a Brochure



AFV-EDUCATION-B  
ROCHURE-2021-202